



August 6, 2025

To,

The Listing Department
National Stock Exchange of India Ltd.
Exchange Plaza,
Plot No. C/1, G- Block,
Bandra Kurla Complex,
Bandra (East), Mumbai- 400051.

The Listing Department
BSE Limited
Phiroze Jeejeebhoy Towers,
Dalal Street,
Mumbai- 400001

Scrip Symbol "MINDSPACE" (Units)

**Scrip Code "543217" (Units) and
Scrip Codes "974075", "974668", "974882", "975068",
"975537", "975654", "975763", "976198" and "976691"
(Non-Convertible Debentures) and Scrip Codes
"729285", "729719" and "729884" (Commercial Papers)**

Subject: Intimation of newspaper advertisement for financial results for the quarter ended June 30, 2025

Dear Sir / Madam,

Please find enclosed herewith copy of publication of the newspaper advertisements published in Business Standard (All Editions), on August 5, 2025, in respect of the unaudited consolidated financial results of Mindspace Business Parks REIT for the quarter ended June 30, 2025.

Please take the same on your record.

Thanking you.

Yours faithfully,

**For and on behalf of K Raheja Corp Investment Managers Private Limited
(acting as the Manager to Mindspace Business Parks REIT)**

**Bharat Sanghavi
Company Secretary and Compliance Officer
Membership No.: A13157**

Encl :aa

DLF Q1 profit up 18% on record bookings

SANKET KOUL
New Delhi, 4 August

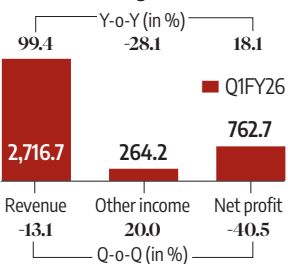
Realty major DLF reported an 18 per cent increase in consolidated net profit for the first quarter of FY26, driven by record-high new sales bookings and strong operational performance, underscoring buoyant demand in India's premium housing market.

The country's largest real estate developer by market capitalisation posted a net profit of ₹762.67 crore for the quarter ended June 30, up from ₹644.67 crore a year earlier. The company remains confident of achieving, and potentially exceeding, its full-year sales guidance of ₹20,000-22,000 crore.

Revenue from operations nearly doubled to ₹2,716.70 crore, up 99 per cent from ₹1,362.35 crore in the same quarter last year. Total income

Report card

Consolidated figures in ₹ crore



Source: Company
Compiled by BS Research Bureau

climbed 42 per cent year-over-year to ₹2,980.8 crore, the company said in a BSE filing on Monday.

Earnings before interest, taxes, depreciation and amortisation (Ebitda) rose 6 per cent to ₹628 crore, compared with ₹597 crore in the year-ago period. Ebitda margin stood at 21 per cent.

DLF said new sales bookings surged 78 per cent year-over-year to ₹11,425 crore in the quarter, the highest-ever for the company. The growth was led by its luxury residential launch, Privana North, which sold out all 1,164 units within a week.

“Encouraging response to DLF Privana North reaffirmed sustained demand for high-quality developments backed by a strong brand and superior execution capabilities,” the company said.

It already has a strong pipeline of key projects coming up in Mumbai and Goa, along with the next phase to super luxury residential project, The Dahlias, coming up in Gurugram.

“We remain enthused on the prospects of the housing demand backed by a resilient economy, growth-oriented policies of the government and central bank,” the company said.

Marico earnings up 8.2% at ₹513 crore

PRESS TRUST OF INDIA
New Delhi, 4 August

Homegrown fast-moving consumer goods firm Marico on Monday reported an 8.23 per cent increase in consolidated net profit to ₹513 crore in the June quarter on the back of volume growth in India and robust performance in international markets.

The company posted a consolidated net profit of ₹474 crore in the year-ago period, Marico Ltd said in a regulatory filing. Consolidated revenue from operations during the quarter under review stood at ₹3,259 crore as against ₹2,643 crore a year earlier, it added.

Total expenses were higher at ₹2,659 crore as compared to ₹2,075 crore in the same period last financial year, the company said. In a statement, Marico said its consolidated and domestic revenue growth, as well as underlying volume growth in the India business, stood at multi-quarter highs. “The financial year has begun on a promising note for both our India and international businesses. The improving trajectory of our core portfolios, coupled with accelerated growth in foods and digital-first portfolio, have driven underlying volume growth in the India business closer to double digits,” Marico Ltd MD & CEO Saugata Gupta said.

‘One board seat can’t alter course’

Sona logs 14% fall in net

DEEPAK PATEL
New Delhi, 4 August

A single director's nomination on a nine-member board, where six are independent, does not affect the functioning or control of the company, said Vivek Vikram Singh, managing director (MD) of Sona BLW Precision Forgings Ltd (Sona Comstar), calling the suggestion that it could do so “very bizarre” during a post-results analyst call on Monday.

Singh was responding to concerns raised after the recent appointment of Priya Sachdev Kapur, wife of late chairman Sunjay Kapur, as a non-executive director — a move that was opposed by Rani Kapur, mother of Sunjay Kapur. Singh told the analysts: “How one director's appointment, out of a nine-member board wherein six are independent board members, makes any difference to the running of the firm is very bizarre to me.”

Sona Comstar reported a 14.1 per cent Y-o-Y drop in consolidated profit to ₹121.7 crore for the first quarter of 2025-26, citing geopolitical pressures such as tariff issues with the US and rare-earth magnet crunch.

Ather Energy’s losses narrow, revenue surges 79%

ANJALI SINGH
Mumbai, 4 August

Electric two-wheeler maker Ather Energy narrowed its losses to ₹178 crore for the first quarter of the financial year 2026 (Q1FY26) from ₹183 crore in the












corresponding quarter last year, whereas the revenue from operations surged by 79 per cent year-on-year to ₹645 crore from ₹360 crore.

The company attributed the improvement to a shift towards more premium products in its portfolio,

favourable commodity costs, particularly battery cells, and its continued focus on research and development-driven value engineering.

Tarun Mehta, executive director and chief executive of Ather Energy, said: “This quarter saw significant

growth in our margins, demonstrating our strong focus on profitability. Even as we expand pan-India, our ASP has held steady, and our market share continues to grow. We are now scaling up quickly across central India, which has ramped up faster than expected.”

<div><div></div><div><div>SONA COMSTAR</div><div>L27300HR1995PLC083037</div><div>Registered and Corporate Office: Sona Enclave, Village Begumpur Khatola, Sector 35, Gurugram, Haryana – 122004, India</div><div>Telephone: +91 124 476 8200</div><div>E-mail: investor@sonacomstar.com, Website: www.sonacomstar.com</div></div></div>								
SONA BLW PRECISION FORGINGS LIMITED								
Registered and Corporate Office: Sona Enclave, Village Begumpur Khatola, Sector 35, Gurugram, Haryana – 122004, India								
Telephone: +91 124 476 8200								
E-mail: investor@sonacomstar.com, Website: www.sonacomstar.com								
Standalone & Consolidated Statement of Profit and Loss for the Quarter ended 30th June, 2025								
(Figures in Million ₹, unless stated otherwise)								
Particulars	Standalone				Consolidated			
	Quarter ended 30th June 2025	Quarter ended 31st March 2025	Quarter ended 30th June 2024	Year ended 31st March 2025	Quarter ended 30th June 2025	Quarter ended 31st March 2025	Quarter ended 30th June 2024	Year ended 31st March 2025
	(Unaudited)	(Unaudited)	(Unaudited)	(Audited)	(Unaudited)	(Unaudited)	(Unaudited)	(Audited)
Income								
Revenue from operations	7675.97	7733.56	8310.75	32327.98	8508.98	8684.26	8930.33	35545.35
Other income	427.75	504.19	250.93	1407.78	441.88	521.52	69.57	1269.16
Total income	8103.72	8237.75	8561.68	33735.76	8950.86	9205.78	8999.90	36814.51
Total expenses	6397.44	6192.10	6545.83	25827.74	7206.73	7033.26	7111.15	28638.31
Profit/(loss) before exceptional items and tax	1706.28	2045.65	2015.85	7908.02	1744.13	2172.52	1888.75	8176.20
Exceptional item	91.74	25.73	-	192.85	91.74	25.73	-	192.85
Profit before tax	1614.54	2019.92	2015.85	7715.17	1652.39	2146.79	1888.75	7983.35
Total tax expense	413.24	501.47	466.25	1918.29	435.30	509.94	471.61	1986.47
Profit/ (Loss) for the period/year	1201.30	1518.45	1549.60	5796.88	1217.09	1636.85	1417.14	5996.88
Other comprehensive (loss)/ income for the period/year	(47.49)	109.59	25.44	6.08	128.97	153.26	(7.61)	42.58
Total comprehensive income for the period/year	1153.81	1628.04	1575.04	5802.96	1346.06	1790.11	1409.53	6039.46
Earnings per equity share of face value of ₹ 10 each (not annualised)								
Earnings per share (Basic) (in ₹)	1.93	2.44	2.64	9.57	2.01	2.64	2.42	9.92
Earnings per share (Diluted) (in ₹)	1.93	2.44	2.64	9.57	2.01	2.64	2.42	9.92
<div><div></div><div><p>Note:</p><ol style="list-style-type: none">The above is an extract of the detailed format of financial results filed with the Stock Exchange(s) under Regulation 33 of the SEBI (Listing Obligations and Disclosure Requirements) Regulations, 2015. The full format of the financial results are available on the website of the Company, BSE and NSE.The above financial results have been reviewed and recommended by the Audit Committee and have been approved and taken on record by the Board of Directors at its meeting held on 04th August, 2025.</div></div>								
The same can be accessed by scanning the above QR Code								
<div><div></div><div><div>SONA</div><div>SONA BLW</div><div>SONA COMSTAR</div><div>COMSTAR</div><div>COMSTAR</div><div>COMSTAR</div><div>COMSTAR</div><div>COMSTAR</div><div>COMSTAR</div></div></div>								
<div><div>For and on behalf of the Board of Directors</div><div>SONA BLW PRECISION FORGINGS LIMITED</div><div>Sd/-</div><div>Vivek Vikram Singh</div><div>Managing Director and Group</div><div>Chief Executive Officer</div><div>DIN: 07698495</div><div>Date : 04th August, 2025</div><div>Place : Gurugram</div></div>								

YOUR ECOSYSTEM TO THINK BIG

#WellnessAtWork



Grade A+ Office Parks



220+ Occupants



Integrated Lifestyle Destinations



99.9% Green Buildings

PAN-INDIA PRESENCE ACROSS MUMBAI | PUNE | HYDERABAD | CHENNAI



Website: www.mindspacereit.com

MINDSPACE BUSINESS PARKS REIT

K RAHEJA CORP INVESTMENT MANAGERS PRIVATE LIMITED (Acting in capacity as the Investment Manager of Mindspace Business Parks REIT)

Principal Place of Business: Raheja Tower, Block 'G', Plot No. C-30, Bandra Kurla Complex, Bandra (E), Mumbai 400 051.
Phone : 022-26564000, RN/IN/REIT/19-20/0003

EXTRACT OF CONSOLIDATED FINANCIAL RESULTS FOR THE QUARTER ENDED 30 JUNE 2025

[Regulation 52 (8), read with Regulation 52 (4) of the SEBI (Listing Obligations and Disclosure Requirements) Regulations, 2015 (Listing Regulations)]

Rs. in million

Sr. No.	Particulars	For the quarter ended 30 June 2025	For the quarter ended 31 March 2025	For the quarter ended 30 June 2024	For the year ended 31 March 2025
		(Unaudited)	(Unaudited)	(Unaudited)	(Audited)
1.	Total Income from Operations	7,548.07	7,077.67	6,412.34	26,756.27
2.	Net Profit for the period/year (before Tax, Exceptional and/or Extraordinary items)	2,590.54	2,502.73	2,343.16	9,714.75
3.	Net Profit for the period/year before tax (after Exceptional and/or Extraordinary items)	2,590.54	2,493.38	2,343.16	9,681.53
4.	Net Profit for the period/year after tax (after Exceptional and/or Extraordinary items)	1,667.95	961.11	1,377.05	5,137.46
5.	Total Comprehensive Income for the period/year [Comprising Profit for the period (after tax) and Other Comprehensive Income (after tax)]	1,666.60	957.11	1,377.05	5,134.32
6.	Unit Capital	168,964.04	168,964.04	162,838.83	168,964.04
7.	Reserves (excluding Revaluation Reserve)	-25,514.05	-25,276.62	-22,695.68	-25,276.62
8.	Securities Premium Account	-	-	-	-
9.	Net worth	138,187.05	140,544.44	140,143.16	140,544.44
10.	Paid up Debt Capital/Outstanding Debt	103,123.83	101,097.82	75,073.78	101,097.82
11.	Outstanding Redeemable Preference Shares	-	-	-	-
12.	Debt Equity Ratio	0.71	0.68	0.51	0.68
13.	Earnings Per Unit (for continuing and discontinued operations) (not annualized) (after net movement in regulatory deferral balances)				
1.	Basic:	2.57	1.45	2.16	8.02
2.	Diluted:	2.57	1.45	2.16	8.02
14.	Capital Redemption Reserve	-	-	-	-
15.	Debenture Redemption Reserve	-	-	-	-
16.	Debt Service Coverage Ratio	0.87	2.75	3.10	2.91
17.	Interest Service Coverage Ratio	2.95	3.46	3.84	3.68

Notes:

- The Consolidated Financial Results for the quarter ended 30 June 2025 have been reviewed by the Audit Committee and thereafter approved by the Board of directors of K Raheja Corp Investment Managers Private Limited (Acting in capacity as the Investment Manager of Mindspace Business Parks REIT), in its meeting held on 04 August 2025. The Statutory Auditors of Mindspace REIT have issued an unmodified opinion.
- The Consolidated Financial Results has been prepared in accordance with the requirements of Securities and Exchange Board of India (Real Estate Investment Trusts) Regulations, 2014 as amended from time to time ("the REIT regulations"), including any guidelines and circulars issued thereunder read with SEBI Master Circular No. SEBI/HO/DDHS-PoD-2/P/CIR/2025/99 dated 11 July 2025 ("SEBI Circulars"); recognition and measurement principles laid down in Indian Accounting Standard 34 - Interim Financial Reporting (Ind AS 34), as prescribed in Rule 2(1)(a) of the Companies (Indian Accounting Standards) Rules, 2015 (as amended), other accounting principles generally accepted in India, to the extent not inconsistent with the REIT regulations; Regulation 52 and Regulation 54 of the SEBI (Listing Obligations and Disclosure Requirements) Regulations 2015, as amended from time to time ("Listing Regulations"). The accounting policies adopted and methods of computation followed are consistent with those of the previous financial year.
- The above is an extract of the detailed format of the The Consolidated Financial Results filed with BSE Limited and National Stock Exchange of India Limited pursuant to Regulation 52 and Regulation 54 of the Listing Regulations. The full format of the financial results and other line items referred in Regulation 52 (4) of the Listing Regulations, pertinent disclosures have been made to the BSE Limited website www.bseindia.com, National Stock Exchange of India Limited website www.nseindia.com and can be accessed on the Mindspace REIT website at <https://www.mindspacereit.com/home>.
- The figures for the quarter ended 31 March 2025 are the balancing figures between the audited figures in respect of the financial year ended 31 March 2025 and the published year to date figures up to 31 December 2024 being the date of the end of the third quarter of the financial year which were subjected to a limited review.
- The figures for the previous periods/year are re-classified/re-arranged/re-grouped, wherever necessary.
- There is no change in accounting policies for the quarter ended 30 June 2025.

For and on behalf of K Raheja Corp Investment Managers Private Limited.
(acting as the Manager to Mindspace Business Parks REIT)

Sd/-
Director

Phone: 022-26564000

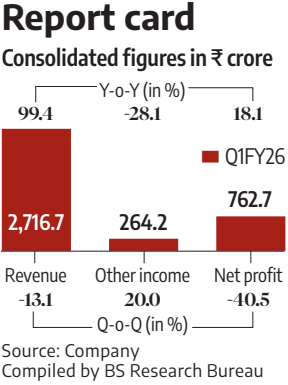
DLF Q1 profit up 18% on record bookings

SANKET KOUL
New Delhi, 4 August

Realty major DLF reported an 18 per cent increase in consolidated net profit for the first quarter of FY26, driven by record-high new sales bookings and strong operational performance, underscoring buoyant demand in India's premium housing market.

The country's largest real estate developer by market capitalisation posted a net profit of ₹762.67 crore for the quarter ended June 30, up from ₹644.67 crore a year earlier. The company remains confident of achieving, and potentially exceeding, its full-year sales guidance of ₹20,000-22,000 crore.

Revenue from operations nearly doubled to ₹2,716.70 crore, up 99 per cent from ₹1,362.35 crore in the same quarter last year. Total income



climbed 42 per cent year-over-year to ₹2,980.8 crore, the company said in a BSE filing on Monday.

Earnings before interest, taxes, depreciation and amortisation (Ebitda) rose 6 per cent to ₹628 crore, compared with ₹597 crore in the year-ago period. Ebitda margin stood at 21 per cent.

DLF said new sales bookings surged 78 per cent year-over-year to ₹11,425 crore in the quarter, the highest-ever for the company. The growth was led by its luxury residential launch, Privana North, which sold out all 1,164 units within a week.

“Encouraging response to DLF Privana North reaffirmed sustained demand for high-quality developments backed by a strong brand and superior execution capabilities,” the company said.

It already has a strong pipeline of key projects coming up in Mumbai and Goa, along with the next phase to super luxury residential project, The Dahlias, coming up in Gurugram.

“We remain enthused on the prospects of the housing demand backed by a resilient economy, growth-oriented policies of the government and central bank,” the company said.

Marico earnings up 8.2% at ₹513 crore

PRESS TRUST OF INDIA
New Delhi, 4 August

Homegrown fast-moving consumer goods firm Marico on Monday reported an 8.23 per cent increase in consolidated net profit to ₹513 crore in the June quarter on the back of volume growth in India and robust performance in international markets.

The company posted a consolidated net profit of ₹474 crore in the year-ago period, Marico Ltd said in a regulatory filing. Consolidated revenue from operations during the quarter under review stood at ₹3,259 crore as against ₹2,643 crore a year earlier, it added.

Total expenses were higher at ₹2,659 crore as compared to ₹2,075 crore in the same period last financial year, the company said. In a statement, Marico said its consolidated and domestic revenue growth, as well as underlying volume growth in the India business, stood at multi-quarter highs. “The financial year has begun on a promising note for both our India and international businesses. The improving trajectory of our core portfolios, coupled with accelerated growth in foods and digital-first portfolio, have driven underlying volume growth in the India business closer to double digits,” Marico Ltd MD & CEO Saugata Gupta said.

‘One board seat can’t alter course’

Sona logs 14% fall in net

DEEPAK PATEL
New Delhi, 4 August

A single director's nomination on a nine-member board, where six are independent, does not affect the functioning or control of the company, said Vivek Vikram Singh, managing director (MD) of Sona BLW Precision Forgings Ltd (Sona Comstar), calling the suggestion that it could do so “very bizarre” during a post-results analyst call on Monday.

Singh was responding to concerns raised after the recent appointment of Priya Sachdev Kapur, wife of late chairman Sunjay Kapur, as a non-executive director — a move that was opposed by Rani Kapur, mother of Sunjay Kapur. Singh told the analysts: “How one director's appointment, out of a nine-member board wherein six are independent board members, makes any difference to the running of the firm is very bizarre to me.”

Sona Comstar reported a 14.1 per cent Y-o-Y drop in consolidated profit to ₹121.7 crore for the first quarter of 2025-26, citing geopolitical pressures such as tariff issues with the US and rare-earth magnet crunch.

Ather Energy’s losses narrow, revenue surges 79%

ANJALI SINGH
Mumbai, 4 August

Electric two-wheeler maker Ather Energy narrowed its losses to ₹178 crore for the first quarter of the financial year 2026 (Q1FY26) from ₹183 crore in the













corresponding quarter last year, whereas the revenue from operations surged by 79 per cent year-on-year to ₹645 crore from ₹360 crore.

The company attributed the improvement to a shift towards more premium products in its portfolio,

favourable commodity costs, particularly battery cells, and its continued focus on research and development-driven value engineering.

Tarun Mehta, executive director and chief executive of Ather Energy, said: “This quarter saw significant

growth in our margins, demonstrating our strong focus on profitability. Even as we expand pan-India, our ASP has held steady, and our market share continues to grow. We are now scaling up quickly across central India, which has ramped up faster than expected.”

<div><div></div><div><div>SONA COMSTAR</div><div>L27300HR1995PLC083037</div><div>Registered and Corporate Office: Sona Enclave, Village Begumpur Khatola, Sector 35, Gurugram, Haryana – 122004, India</div><div>Telephone: +91 124 476 8200</div><div>E-mail: investor@sonacomstar.com, Website: www.sonacomstar.com</div></div><div></div></div>								
SONA BLW PRECISION FORGINGS LIMITED								
Registered and Corporate Office: Sona Enclave, Village Begumpur Khatola, Sector 35, Gurugram, Haryana – 122004, India								
Telephone: +91 124 476 8200								
E-mail: investor@sonacomstar.com, Website: www.sonacomstar.com								
Standalone & Consolidated Statement of Profit and Loss for the Quarter ended 30th June, 2025								
(Figures in Million ₹, unless stated otherwise)								
Particulars	Standalone				Consolidated			
	Quarter ended 30th June 2025	Quarter ended 31st March 2025	Quarter ended 30th June 2024	Year ended 31st March 2025	Quarter ended 30th June 2025	Quarter ended 31st March 2025	Quarter ended 30th June 2024	Year ended 31st March 2025
	(Unaudited)	(Unaudited)	(Unaudited)	(Audited)	(Unaudited)	(Unaudited)	(Unaudited)	(Audited)
Income								
Revenue from operations	7675.97	7733.56	8310.75	32327.98	8508.98	8684.26	8930.33	35545.35
Other income	427.75	504.19	250.93	1407.78	441.88	521.52	69.57	1269.16
Total income	8103.72	8237.75	8561.68	33735.76	8950.86	9205.78	8999.90	36814.51
Total expenses	6397.44	6192.10	6545.83	25827.74	7206.73	7033.26	7111.15	28638.31
Profit/(loss) before exceptional items and tax	1706.28	2045.65	2015.85	7908.02	1744.13	2172.52	1888.75	8176.20
Exceptional item	91.74	25.73	-	192.85	91.74	25.73	-	192.85
Profit before tax	1614.54	2019.92	2015.85	7715.17	1652.39	2146.79	1888.75	7983.35
Total tax expense	413.24	501.47	466.25	1918.29	435.30	509.94	471.61	1986.47
Profit/ (Loss) for the period/year	1201.30	1518.45	1549.60	5796.88	1217.09	1636.85	1417.14	5996.88
Other comprehensive (loss)/ income for the period/year	(47.49)	109.59	25.44	6.08	128.97	153.26	(7.61)	42.58
Total comprehensive income for the period/year	1153.81	1628.04	1575.04	5802.96	1346.06	1790.11	1409.53	6039.46
Earnings per equity share of face value of ₹ 10 each (not annualised)								
Earnings per share (Basic) (in ₹)	1.93	2.44	2.64	9.57	2.01	2.64	2.42	9.92
Earnings per share (Diluted) (in ₹)	1.93	2.44	2.64	9.57	2.01	2.64	2.42	9.92
<div><div></div><div><p>Note:</p><ol style="list-style-type: none">The above is an extract of the detailed format of financial results filed with the Stock Exchange(s) under Regulation 33 of the SEBI (Listing Obligations and Disclosure Requirements) Regulations, 2015. The full format of the financial results are available on the website of the Company, BSE and NSE.The above financial results have been reviewed and recommended by the Audit Committee and have been approved and taken on record by the Board of Directors at its meeting held on 04th August, 2025.</div></div>								
The same can be accessed by scanning the above QR Code								
<div><div></div><div></div><div></div><div></div><div></div><div></div><div></div><div></div><div></div></div>								
SONA	SONA BLW	SONA COMSTAR	COMSTAR	COMSTAR	COMSTAR	COMSTAR	COMSTAR	COMSTAR
For and on behalf of the Board of Directors SONA BLW PRECISION FORGINGS LIMITED Sd/- Vivek Vikram Singh Managing Director and Group Chief Executive Officer DIN: 07698495 Date : 04th August, 2025 Place : Gurugram								

YOUR ECOSYSTEM TO THINK BIG

#WellnessAtWork



Grade A+ Office Parks



220+ Occupants



Integrated Lifestyle Destinations



99.9% Green Buildings

PAN-INDIA PRESENCE ACROSS MUMBAI | PUNE | HYDERABAD | CHENNAI



Website: www.mindspacereit.com

MINDSPACE BUSINESS PARKS REIT

K RAHEJA CORP INVESTMENT MANAGERS PRIVATE LIMITED (Acting in capacity as the Investment Manager of Mindspace Business Parks REIT)

Principal Place of Business: Raheja Tower, Block 'G', Plot No. C-30, Bandra Kurla Complex, Bandra (E), Mumbai 400 051.
Phone : 022-26564000, RN/IN/REIT/19-20/0003

EXTRACT OF CONSOLIDATED FINANCIAL RESULTS FOR THE QUARTER ENDED 30 JUNE 2025

[Regulation 52 (8), read with Regulation 52 (4) of the SEBI (Listing Obligations and Disclosure Requirements) Regulations, 2015 (Listing Regulations)]

Rs. in million

Sr. No.	Particulars	For the quarter ended 30 June 2025	For the quarter ended 31 March 2025	For the quarter ended 30 June 2024	For the year ended 31 March 2025
		(Unaudited)	(Unaudited)	(Unaudited)	(Audited)
1.	Total Income from Operations	7,548.07	7,077.67	6,412.34	26,756.27
2.	Net Profit for the period/year (before Tax, Exceptional and/or Extraordinary items)	2,590.54	2,502.73	2,343.16	9,714.75
3.	Net Profit for the period/year before tax (after Exceptional and/or Extraordinary items)	2,590.54	2,493.38	2,343.16	9,681.53
4.	Net Profit for the period/year after tax (after Exceptional and/or Extraordinary items)	1,667.95	961.11	1,377.05	5,137.46
5.	Total Comprehensive Income for the period/year [Comprising Profit for the period (after tax) and Other Comprehensive Income (after tax)]	1,666.60	957.11	1,377.05	5,134.32
6.	Unit Capital	168,964.04	168,964.04	162,838.83	168,964.04
7.	Reserves (excluding Revaluation Reserve)	-25,514.05	-25,276.62	-22,695.68	-25,276.62
8.	Securities Premium Account	-	-	-	-
9.	Net worth	138,187.05	140,544.44	140,143.16	140,544.44
10.	Paid up Debt Capital/Outstanding Debt	103,123.83	101,097.82	75,073.78	101,097.82
11.	Outstanding Redeemable Preference Shares	-	-	-	-
12.	Debt Equity Ratio	0.71	0.68	0.51	0.68
13.	Earnings Per Unit (for continuing and discontinued operations) (not annualized) (after net movement in regulatory deferral balances)				
1.	Basic:	2.57	1.45	2.16	8.02
2.	Diluted:	2.57	1.45	2.16	8.02
14.	Capital Redemption Reserve	-	-	-	-
15.	Debt Redemption Reserve	-	-	-	-
16.	Debt Service Coverage Ratio	0.87	2.75	3.10	2.91
17.	Interest Service Coverage Ratio	2.95	3.46	3.84	3.68

Notes:

- The Consolidated Financial Results for the quarter ended 30 June 2025 have been reviewed by the Audit Committee and thereafter approved by the Board of directors of K Raheja Corp Investment Managers Private Limited (Acting in capacity as the Investment Manager of Mindspace Business Parks REIT), in its meeting held on 04 August 2025. The Statutory Auditors of Mindspace REIT have issued an unmodified opinion.
- The Consolidated Financial Results has been prepared in accordance with the requirements of Securities and Exchange Board of India (Real Estate Investment Trusts) Regulations, 2014 as amended from time to time ("the REIT regulations"), including any guidelines and circulars issued thereunder read with SEBI Master Circular No. SEBI/HO/DDHS-PoD-2/P/CIR/2025/99 dated 11 July 2025 ("SEBI Circulars"); recognition and measurement principles laid down in Indian Accounting Standard 34 - Interim Financial Reporting (Ind AS 34), as prescribed in Rule 2(1)(a) of the Companies (Indian Accounting Standards) Rules, 2015 (as amended), other accounting principles generally accepted in India, to the extent not inconsistent with the REIT regulations; Regulation 52 and Regulation 54 of the SEBI (Listing Obligations and Disclosure Requirements) Regulations 2015, as amended from time to time ("Listing Regulations"). The accounting policies adopted and methods of computation followed are consistent with those of the previous financial year.
- The above is an extract of the detailed format of the The Consolidated Financial Results filed with BSE Limited and National Stock Exchange of India Limited pursuant to Regulation 52 and Regulation 54 of the Listing Regulations. The full format of the financial results and other line items referred in Regulation 52 (4) of the Listing Regulations, pertinent disclosures have been made to the BSE Limited website www.bseindia.com, National Stock Exchange of India Limited website www.nseindia.com and can be accessed on the Mindspace REIT website at <https://www.mindspacereit.com/home>.
- The figures for the quarter ended 31 March 2025 are the balancing figures between the audited figures in respect of the financial year ended 31 March 2025 and the published year to date figures up to 31 December 2024 being the date of the end of the third quarter of the financial year which were subjected to a limited review.
- The figures for the previous periods/year are re-classified/re-arranged/re-grouped, wherever necessary.
- There is no change in accounting policies for the quarter ended 30 June 2025.

For and on behalf of K Raheja Corp Investment Managers Private Limited.
(acting as the Manager to Mindspace Business Parks REIT)

Sd/-
Director

Phone: 022-26564000

DLF Q1 profit up 18% on record bookings

SANKET KOUL
New Delhi, 4 August

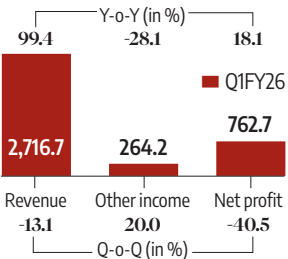
Realty major DLF reported an 18 per cent increase in consolidated net profit for the first quarter of FY26, driven by record-high new sales bookings and strong operational performance, underscoring buoyant demand in India's premium housing market.

The country's largest real estate developer by market capitalisation posted a net profit of ₹762.67 crore for the quarter ended June 30, up from ₹644.67 crore a year earlier. The company remains confident of achieving, and potentially exceeding, its full-year sales guidance of ₹20,000-22,000 crore.

Revenue from operations nearly doubled to ₹2,716.70 crore, up 99 per cent from ₹1,362.35 crore in the same quarter last year. Total income

Report card

Consolidated figures in ₹ crore



Source: Company
Compiled by BS Research Bureau

climbed 42 per cent year-over-year to ₹2,980.8 crore, the company said in a BSE filing on Monday.

Earnings before interest, taxes, depreciation and amortisation (Ebitda) rose 6 per cent to ₹628 crore, compared with ₹597 crore in the year-ago period. Ebitda margin stood at 21 per cent.

DLF said new sales bookings surged 78 per cent year-over-year to ₹11,425 crore in the quarter, the highest-ever for the company. The growth was led by its luxury residential launch, Privana North, which sold out all 1,164 units within a week.

“Encouraging response to DLF Privana North reaffirmed sustained demand for high-quality developments backed by a strong brand and superior execution capabilities,” the company said.

It already has a strong pipeline of key projects coming up in Mumbai and Goa, along with the next phase to super luxury residential project, The Dahlias, coming up in Gurugram.

“We remain enthused on the prospects of the housing demand backed by a resilient economy, growth-oriented policies of the government and central bank,” the company said.

Marico earnings up 8.2% at ₹513 crore

PRESS TRUST OF INDIA
New Delhi, 4 August

Homegrown fast-moving consumer goods firm Marico on Monday reported an 8.23 per cent increase in consolidated net profit to ₹513 crore in the June quarter on the back of volume growth in India and robust performance in international markets.

The company posted a consolidated net profit of ₹474 crore in the year-ago period, Marico Ltd said in a regulatory filing. Consolidated revenue from operations during the quarter under review stood at ₹3,259 crore as against ₹2,643 crore a year earlier, it added.

Total expenses were higher at ₹2,659 crore as compared to ₹2,075 crore in the same period last financial year, the company said. In a statement, Marico said its consolidated and domestic revenue growth, as well as underlying volume growth in the India business, stood at multi-quarter highs. “The financial year has begun on a promising note for both our India and international businesses. The improving trajectory of our core portfolios, coupled with accelerated growth in foods and digital-first portfolio, have driven underlying volume growth in the India business closer to double digits,” Marico Ltd MD & CEO Saugata Gupta said.

‘One board seat can’t alter course’

Sona logs 14% fall in net

DEEPAK PATEL
New Delhi, 4 August

A single director's nomination on a nine-member board, where six are independent, does not affect the functioning or control of the company, said Vivek Vikram Singh, managing director (MD) of Sona BLW Precision Forgings Ltd (Sona Comstar), calling the suggestion that it could do so “very bizarre” during a post-results analyst call on Monday.

Singh was responding to concerns raised after the recent appointment of Priya Sachdev Kapur, wife of late chairman Sunjay Kapur, as a non-executive director — a move that was opposed by Rani Kapur, mother of Sunjay Kapur. Singh told the analysts: “How one director's appointment, out of a nine-member board wherein six are independent board members, makes any difference to the running of the firm is very bizarre to me.”

Sona Comstar reported a 14.1 per cent Y-o-Y drop in consolidated profit to ₹121.7 crore for the first quarter of 2025-26, citing geopolitical pressures such as tariff issues with the US and rare-earth magnet crunch.

Ather Energy’s losses narrow, revenue surges 79%

ANJALI SINGH
Mumbai, 4 August

Electric two-wheeler maker Ather Energy narrowed its losses to ₹178 crore for the first quarter of the financial year 2026 (Q1FY26) from ₹183 crore in the













corresponding quarter last year, whereas the revenue from operations surged by 79 per cent year-on-year to ₹645 crore from ₹360 crore.

The company attributed the improvement to a shift towards more premium products in its portfolio,

favourable commodity costs, particularly battery cells, and its continued focus on research and development-driven value engineering.

Tarun Mehta, executive director and chief executive of Ather Energy, said: “This quarter saw significant

growth in our margins, demonstrating our strong focus on profitability. Even as we expand pan-India, our ASP has held steady, and our market share continues to grow. We are now scaling up quickly across central India, which has ramped up faster than expected.”

<div><div></div><div><div>SONA COMSTAR</div><div>L27300HR1995PLC083037</div><div>Registered and Corporate Office: Sona Enclave, Village Begumpur Khatola, Sector 35, Gurugram, Haryana – 122004, India</div><div>Telephone: +91 124 476 8200</div><div>E-mail: investor@sonacomstar.com, Website: www.sonacomstar.com</div></div><div></div></div>								
SONA BLW PRECISION FORGINGS LIMITED								
Registered and Corporate Office: Sona Enclave, Village Begumpur Khatola, Sector 35, Gurugram, Haryana – 122004, India								
Telephone: +91 124 476 8200								
E-mail: investor@sonacomstar.com, Website: www.sonacomstar.com								
Standalone & Consolidated Statement of Profit and Loss for the Quarter ended 30th June, 2025								
(Figures in Million ₹, unless stated otherwise)								
Particulars	Standalone				Consolidated			
	Quarter ended 30th June 2025	Quarter ended 31st March 2025	Quarter ended 30th June 2024	Year ended 31st March 2025	Quarter ended 30th June 2025	Quarter ended 31st March 2025	Quarter ended 30th June 2024	Year ended 31st March 2025
	(Unaudited)	(Unaudited)	(Unaudited)	(Audited)	(Unaudited)	(Unaudited)	(Unaudited)	(Audited)
Income								
Revenue from operations	7675.97	7733.56	8310.75	32327.98	8508.98	8684.26	8930.33	35545.35
Other income	427.75	504.19	250.93	1407.78	441.88	521.52	69.57	1269.16
Total income	8103.72	8237.75	8561.68	33735.76	8950.86	9205.78	8999.90	36814.51
Total expenses	6397.44	6192.10	6545.83	25827.74	7206.73	7033.26	7111.15	28638.31
Profit/(loss) before exceptional items and tax	1706.28	2045.65	2015.85	7908.02	1744.13	2172.52	1888.75	8176.20
Exceptional item	91.74	25.73	-	192.85	91.74	25.73	-	192.85
Profit before tax	1614.54	2019.92	2015.85	7715.17	1652.39	2146.79	1888.75	7983.35
Total tax expense	413.24	501.47	466.25	1918.29	435.30	509.94	471.61	1986.47
Profit/ (Loss) for the period/year	1201.30	1518.45	1549.60	5796.88	1217.09	1636.85	1417.14	5996.88
Other comprehensive (loss)/ income for the period/year	(47.49)	109.59	25.44	6.08	128.97	153.26	(7.61)	42.58
Total comprehensive income for the period/year	1153.81	1628.04	1575.04	5802.96	1346.06	1790.11	1409.53	6039.46
Earnings per equity share of face value of ₹ 10 each (not annualised)								
Earnings per share (Basic) (in ₹)	1.93	2.44	2.64	9.57	2.01	2.64	2.42	9.92
Earnings per share (Diluted) (in ₹)	1.93	2.44	2.64	9.57	2.01	2.64	2.42	9.92
<div><div></div><div><p>Note:</p><ol style="list-style-type: none">The above is an extract of the detailed format of financial results filed with the Stock Exchange(s) under Regulation 33 of the SEBI (Listing Obligations and Disclosure Requirements) Regulations, 2015. The full format of the financial results are available on the website of the Company, BSE and NSE.The above financial results have been reviewed and recommended by the Audit Committee and have been approved and taken on record by the Board of Directors at its meeting held on 04th August, 2025.</div></div>								
The same can be accessed by scanning the above QR Code								
<div><div></div><div></div><div></div><div></div><div></div><div></div><div></div><div></div><div></div></div>								
SONA	SONA BLW	SONA COMSTAR	COMSTAR	COMSTAR	COMSTAR	COMSTAR	COMSTAR	COMSTAR
For and on behalf of the Board of Directors SONA BLW PRECISION FORGINGS LIMITED Sd/- Vivek Vikram Singh Managing Director and Group Chief Executive Officer DIN: 07698495 Date : 04th August, 2025 Place : Gurugram								

YOUR ECOSYSTEM TO THINK BIG

#WellnessAtWork



Grade A+ Office Parks



220+ Occupants



Integrated Lifestyle Destinations



99.9% Green Buildings

PAN-INDIA PRESENCE ACROSS MUMBAI | PUNE | HYDERABAD | CHENNAI



Website: www.mindspacereit.com

MINDSPACE BUSINESS PARKS REIT

K RAHEJA CORP INVESTMENT MANAGERS PRIVATE LIMITED (Acting in capacity as the Investment Manager of Mindspace Business Parks REIT)

Principal Place of Business: Raheja Tower, Block 'G', Plot No. C-30, Bandra Kurla Complex, Bandra (E), Mumbai 400 051.
Phone : 022-26564000, RN:IN/REIT/19-20/0003

EXTRACT OF CONSOLIDATED FINANCIAL RESULTS FOR THE QUARTER ENDED 30 JUNE 2025

[Regulation 52 (8), read with Regulation 52 (4) of the SEBI (Listing Obligations and Disclosure Requirements) Regulations, 2015 (Listing Regulations)]

Rs. in million

Sr. No.	Particulars	For the quarter ended 30 June 2025	For the quarter ended 31 March 2025	For the quarter ended 30 June 2024	For the year ended 31 March 2025
		(Unaudited)	(Unaudited)	(Unaudited)	(Audited)
1.	Total Income from Operations	7,548.07	7,077.67	6,412.34	26,756.27
2.	Net Profit for the period/year (before Tax, Exceptional and/or Extraordinary items)	2,590.54	2,502.73	2,343.16	9,714.75
3.	Net Profit for the period/year before tax (after Exceptional and/or Extraordinary items)	2,590.54	2,493.38	2,343.16	9,681.53
4.	Net Profit for the period/year after tax (after Exceptional and/or Extraordinary items)	1,667.95	961.11	1,377.05	5,137.46
5.	Total Comprehensive Income for the period/year [Comprising Profit for the period (after tax) and Other Comprehensive Income (after tax)]	1,666.60	957.11	1,377.05	5,134.32
6.	Unit Capital	168,964.04	168,964.04	162,838.83	168,964.04
7.	Reserves (excluding Revaluation Reserve)	-25,514.05	-25,276.62	-22,695.68	-25,276.62
8.	Securities Premium Account	-	-	-	-
9.	Net worth	138,187.05	140,544.44	140,143.16	140,544.44
10.	Paid up Debt Capital/Outstanding Debt	103,123.83	101,097.82	75,073.78	101,097.82
11.	Outstanding Redeemable Preference Shares	-	-	-	-
12.	Debt Equity Ratio	0.71	0.68	0.51	0.68
13.	Earnings Per Unit (for continuing and discontinued operations) (not annualized) (after net movement in regulatory deferral balances)				
1.	Basic:	2.57	1.45	2.16	8.02
2.	Diluted:	2.57	1.45	2.16	8.02
14.	Capital Redemption Reserve	-	-	-	-
15.	Debenture Redemption Reserve	-	-	-	-
16.	Debt Service Coverage Ratio	0.87	2.75	3.10	2.91
17.	Interest Service Coverage Ratio	2.95	3.46	3.84	3.68

Notes:

- The Consolidated Financial Results for the quarter ended 30 June 2025 have been reviewed by the Audit Committee and thereafter approved by the Board of directors of K Raheja Corp Investment Managers Private Limited (Acting in capacity as the Investment Manager of Mindspace Business Parks REIT), in its meeting held on 04 August 2025. The Statutory Auditors of Mindspace REIT have issued an unmodified opinion.
- The Consolidated Financial Results has been prepared in accordance with the requirements of Securities and Exchange Board of India (Real Estate Investment Trusts) Regulations, 2014 as amended from time to time ("the REIT regulations"), including any guidelines and circulars issued thereunder read with SEBI Master Circular No. SEBI/HO/DDHS-PoD-2/P/CIR/2025/99 dated 11 July 2025 ("SEBI Circulars"); recognition and measurement principles laid down in Indian Accounting Standard 34 - Interim Financial Reporting (Ind AS 34), as prescribed in Rule 2(1)(a) of the Companies (Indian Accounting Standards) Rules, 2015 (as amended), other accounting principles generally accepted in India, to the extent not inconsistent with the REIT regulations; Regulation 52 and Regulation 54 of the SEBI (Listing Obligations and Disclosure Requirements) Regulations 2015, as amended from time to time ("Listing Regulations"). The accounting policies adopted and methods of computation followed are consistent with those of the previous financial year.
- The above is an extract of the detailed format of the The Consolidated Financial Results filed with BSE Limited and National Stock Exchange of India Limited pursuant to Regulation 52 and Regulation 54 of the Listing Regulations. The full format of the financial results and other line items referred in Regulation 52 (4) of the Listing Regulations, pertinent disclosures have been made to the BSE Limited website www.bseindia.com, National Stock Exchange of India Limited website www.nseindia.com and can be accessed on the Mindspace REIT website at <https://www.mindspacereit.com/home>.
- The figures for the quarter ended 31 March 2025 are the balancing figures between the audited figures in respect of the financial year ended 31 March 2025 and the published year to date figures up to 31 December 2024 being the date of the end of the third quarter of the financial year which were subjected to a limited review.
- The figures for the previous periods/year are re-classified/re-arranged/re-grouped, wherever necessary.
- There is no change in accounting policies for the quarter ended 30 June 2025.

For and on behalf of K Raheja Corp Investment Managers Private Limited.
(acting as the Manager to Mindspace Business Parks REIT)

Sd/-
Director

Phone: 022-26564000

DLF Q1 profit up 18% on record bookings

SANKET KOUL
New Delhi, 4 August

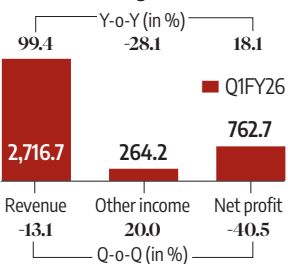
Realty major DLF reported an 18 per cent increase in consolidated net profit for the first quarter of FY26, driven by record-high new sales bookings and strong operational performance, underscoring buoyant demand in India's premium housing market.

The country's largest real estate developer by market capitalisation posted a net profit of ₹762.67 crore for the quarter ended June 30, up from ₹644.67 crore a year earlier. The company remains confident of achieving, and potentially exceeding, its full-year sales guidance of ₹20,000-22,000 crore.

Revenue from operations nearly doubled to ₹2,716.70 crore, up 99 per cent from ₹1,362.35 crore in the same quarter last year. Total income

Report card

Consolidated figures in ₹ crore



Source: Company
Compiled by BS Research Bureau

climbed 42 per cent year-over-year to ₹2,980.8 crore, the company said in a BSE filing on Monday.

Earnings before interest, taxes, depreciation and amortisation (Ebitda) rose 6 per cent to ₹628 crore, compared with ₹597 crore in the year-ago period. Ebitda margin stood at 21 per cent.

DLF said new sales bookings surged 78 per cent year-over-year to ₹11,425 crore in the quarter, the highest-ever for the company. The growth was led by its luxury residential launch, Privana North, which sold out all 1,164 units within a week.

“Encouraging response to DLF Privana North reaffirmed sustained demand for high-quality developments backed by a strong brand and superior execution capabilities,” the company said.

It already has a strong pipeline of key projects coming up in Mumbai and Goa, along with the next phase to super luxury residential project, The Dahlias, coming up in Gurugram.

“We remain enthused on the prospects of the housing demand backed by a resilient economy, growth-oriented policies of the government and central bank,” the company said.

Marico earnings up 8.2% at ₹513 crore

PRESS TRUST OF INDIA
New Delhi, 4 August

Homegrown fast-moving consumer goods firm Marico on Monday reported an 8.23 per cent increase in consolidated net profit to ₹513 crore in the June quarter on the back of volume growth in India and robust performance in international markets.

The company posted a consolidated net profit of ₹474 crore in the year-ago period, Marico Ltd said in a regulatory filing. Consolidated revenue from operations during the quarter under review stood at ₹3,259 crore as against ₹2,643 crore a year earlier, it added.

Total expenses were higher at ₹2,659 crore as compared to ₹2,075 crore in the same period last financial year, the company said. In a statement, Marico said its consolidated and domestic revenue growth, as well as underlying volume growth in the India business, stood at multi-quarter highs. “The financial year has begun on a promising note for both our India and international businesses. The improving trajectory of our core portfolios, coupled with accelerated growth in foods and digital-first portfolio, have driven underlying volume growth in the India business closer to double digits,” Marico Ltd MD & CEO Saugata Gupta said.

‘One board seat can’t alter course’

Sona logs 14% fall in net

DEEPAK PATEL
New Delhi, 4 August

A single director's nomination on a nine-member board, where six are independent, does not affect the functioning or control of the company, said Vivek Vikram Singh, managing director (MD) of Sona BLW Precision Forgings Ltd (Sona Comstar), calling the suggestion that it could do so “very bizarre” during a post-results analyst call on Monday.

Singh was responding to concerns raised after the recent appointment of Priya Sachdev Kapur, wife of late chairman Sunjay Kapur, as a non-executive director — a move that was opposed by Rani Kapur, mother of Sunjay Kapur. Singh told the analysts: “How one director's appointment, out of a nine-member board wherein six are independent board members, makes any difference to the running of the firm is very bizarre to me.”

Sona Comstar reported a 14.1 per cent Y-o-Y drop in consolidated profit to ₹121.7 crore for the first quarter of 2025-26, citing geopolitical pressures such as tariff issues with the US and rare-earth magnet crunch.

Ather Energy’s losses narrow, revenue surges 79%

ANJALI SINGH
Mumbai, 4 August

Electric two-wheeler maker Ather Energy narrowed its losses to ₹178 crore for the first quarter of the financial year 2026 (Q1FY26) from ₹183 crore in the












corresponding quarter last year, whereas the revenue from operations surged by 79 per cent year-on-year to ₹645 crore from ₹360 crore.

The company attributed the improvement to a shift towards more premium products in its portfolio,

favourable commodity costs, particularly battery cells, and its continued focus on research and development-driven value engineering.

Tarun Mehta, executive director and chief executive of Ather Energy, said: “This quarter saw significant

growth in our margins, demonstrating our strong focus on profitability. Even as we expand pan-India, our ASP has held steady, and our market share continues to grow. We are now scaling up quickly across central India, which has ramped up faster than expected.”

<div><div></div><div><div>SONA COMSTAR</div><div>L27300HR1995PLC083037</div><div>Registered and Corporate Office: Sona Enclave, Village Begumpur Khatola, Sector 35, Gurugram, Haryana – 122004, India</div><div>Telephone: +91 124 476 8200</div><div>E-mail: investor@sonacomstar.com, Website: www.sonacomstar.com</div></div></div>								
SONA BLW PRECISION FORGINGS LIMITED								
Registered and Corporate Office: Sona Enclave, Village Begumpur Khatola, Sector 35, Gurugram, Haryana – 122004, India								
Telephone: +91 124 476 8200								
E-mail: investor@sonacomstar.com, Website: www.sonacomstar.com								
Standalone & Consolidated Statement of Profit and Loss for the Quarter ended 30th June, 2025								
(Figures in Million ₹, unless stated otherwise)								
Particulars	Standalone				Consolidated			
	Quarter ended 30th June 2025	Quarter ended 31st March 2025	Quarter ended 30th June 2024	Year ended 31st March 2025	Quarter ended 30th June 2025	Quarter ended 31st March 2025	Quarter ended 30th June 2024	Year ended 31st March 2025
	(Unaudited)	(Unaudited)	(Unaudited)	(Audited)	(Unaudited)	(Unaudited)	(Unaudited)	(Audited)
Income								
Revenue from operations	7675.97	7733.56	8310.75	32327.98	8508.98	8684.26	8930.33	35545.35
Other income	427.75	504.19	250.93	1407.78	441.88	521.52	69.57	1269.16
Total income	8103.72	8237.75	8561.68	33735.76	8950.86	9205.78	8999.90	36814.51
Total expenses	6397.44	6192.10	6545.83	25827.74	7206.73	7033.26	7111.15	28638.31
Profit/(loss) before exceptional items and tax	1706.28	2045.65	2015.85	7908.02	1744.13	2172.52	1888.75	8176.20
Exceptional item	91.74	25.73	-	192.85	91.74	25.73	-	192.85
Profit before tax	1614.54	2019.92	2015.85	7715.17	1652.39	2146.79	1888.75	7983.35
Total tax expense	413.24	501.47	466.25	1918.29	435.30	509.94	471.61	1986.47
Profit/ (Loss) for the period/year	1201.30	1518.45	1549.60	5796.88	1217.09	1636.85	1417.14	5996.88
Other comprehensive (loss)/ income for the period/year	(47.49)	109.59	25.44	6.08	128.97	153.26	(7.61)	42.58
Total comprehensive income for the period/year	1153.81	1628.04	1575.04	5802.96	1346.06	1790.11	1409.53	6039.46
Earnings per equity share of face value of ₹ 10 each (not annualised)								
Earnings per share (Basic) (in ₹)	1.93	2.44	2.64	9.57	2.01	2.64	2.42	9.92
Earnings per share (Diluted) (in ₹)	1.93	2.44	2.64	9.57	2.01	2.64	2.42	9.92
<div><div></div><div><p>Note:</p><ol style="list-style-type: none">The above is an extract of the detailed format of financial results filed with the Stock Exchange(s) under Regulation 33 of the SEBI (Listing Obligations and Disclosure Requirements) Regulations, 2015. The full format of the financial results are available on the website of the Company, BSE and NSE.The above financial results have been reviewed and recommended by the Audit Committee and have been approved and taken on record by the Board of Directors at its meeting held on 04th August, 2025.</div></div>								
The same can be accessed by scanning the above QR Code								
<div><div></div><div><div>SONA</div><div>SONA BLW</div><div>SONA COMSTAR</div><div>COMSTAR</div><div>COMSTAR</div><div>COMSTAR</div><div>COMSTAR</div><div>COMSTAR</div><div>COMSTAR</div></div></div>								
<div><div>For and on behalf of the Board of Directors</div><div>SONA BLW PRECISION FORGINGS LIMITED</div><div>Sd/-</div><div>Vivek Vikram Singh</div><div>Managing Director and Group Chief Executive Officer</div><div>DIN: 07698495</div><div>Date : 04th August, 2025</div><div>Place : Gurugram</div></div>								

YOUR ECOSYSTEM TO THINK BIG

#WellnessAtWork



Grade A+ Office Parks



220+ Occupants



Integrated Lifestyle Destinations



99.9% Green Buildings

PAN-INDIA PRESENCE ACROSS MUMBAI | PUNE | HYDERABAD | CHENNAI



Website: www.mindspacereit.com

Phone: 022-26564000

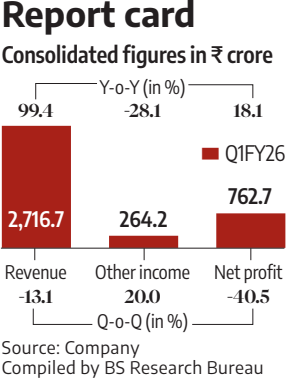
DLF Q1 profit up 18% on record bookings

SANKET KOUL
New Delhi, 4 August

Realty major DLF reported an 18 per cent increase in consolidated net profit for the first quarter of FY26, driven by record-high new sales bookings and strong operational performance, underscoring buoyant demand in India's premium housing market.

The country's largest real estate developer by market capitalisation posted a net profit of ₹762.67 crore for the quarter ended June 30, up from ₹644.67 crore a year earlier. The company remains confident of achieving, and potentially exceeding, its full-year sales guidance of ₹20,000-22,000 crore.

Revenue from operations nearly doubled to ₹2,716.70 crore, up 99 per cent from ₹1,362.35 crore in the same quarter last year. Total income



climbed 42 per cent year-over-year to ₹2,980.8 crore, the company said in a BSE filing on Monday.

Earnings before interest, taxes, depreciation and amortisation (Ebitda) rose 6 per cent to ₹628 crore, compared with ₹597 crore in the year-ago period. Ebitda margin stood at 21 per cent.

DLF said new sales bookings surged 78 per cent year-over-year to ₹11,425 crore in the quarter, the highest-ever for the company. The growth was led by its luxury residential launch, Privana North, which sold out all 1,164 units within a week.

“Encouraging response to DLF Privana North reaffirmed sustained demand for high-quality developments backed by a strong brand and superior execution capabilities,” the company said.

It already has a strong pipeline of key projects coming up in Mumbai and Goa, along with the next phase to super luxury residential project, The Dahlias, coming up in Gurugram.

“We remain enthused on the prospects of the housing demand backed by a resilient economy, growth-oriented policies of the government and central bank,” the company said.

Marico earnings up 8.2% at ₹513 crore

PRESS TRUST OF INDIA
New Delhi, 4 August

Homegrown fast-moving consumer goods firm Marico on Monday reported an 8.23 per cent increase in consolidated net profit to ₹513 crore in the June quarter on the back of volume growth in India and robust performance in international markets.

The company posted a consolidated net profit of ₹474 crore in the year-ago period, Marico Ltd said in a regulatory filing. Consolidated revenue from operations during the quarter under review stood at ₹3,259 crore as against ₹2,643 crore a year earlier, it added.

Total expenses were higher at ₹2,659 crore as compared to ₹2,075 crore in the same period last financial year, the company said. In a statement, Marico said its consolidated and domestic revenue growth, as well as underlying volume growth in the India business, stood at multi-quarter highs. “The financial year has begun on a promising note for both our India and international businesses. The improving trajectory of our core portfolios, coupled with accelerated growth in foods and digital-first portfolio, have driven underlying volume growth in the India business closer to double digits,” Marico Ltd MD & CEO Saugata Gupta said.

‘One board seat can’t alter course’

Sona logs 14% fall in net

DEEPAK PATEL
New Delhi, 4 August

A single director's nomination on a nine-member board, where six are independent, does not affect the functioning or control of the company, said Vivek Vikram Singh, managing director (MD) of Sona BLW Precision Forgings Ltd (Sona Comstar), calling the suggestion that it could do so “very bizarre” during a post-results analyst call on Monday.

Singh was responding to concerns raised after the recent appointment of Priya Sachdev Kapur, wife of late chairman Sunjay Kapur, as a non-executive director — a move that was opposed by Rani Kapur, mother of Sunjay Kapur. Singh told the analysts: “How one director's appointment, out of a nine-member board wherein six are independent board members, makes any difference to the running of the firm is very bizarre to me.”

Sona Comstar reported a 14.1 per cent Y-o-Y drop in consolidated profit to ₹121.7 crore for the first quarter of 2025-26, citing geopolitical pressures such as tariff issues with the US and rare-earth magnet crunch.

Ather Energy’s losses narrow, revenue surges 79%

ANJALI SINGH
Mumbai, 4 August

Electric two-wheeler maker Ather Energy narrowed its losses to ₹178 crore for the first quarter of the financial year 2026 (Q1FY26) from ₹183 crore in the


corresponding quarter last year, whereas the revenue from operations surged by 79 per cent year-on-year to ₹645 crore from ₹360 crore.

The company attributed the improvement to a shift towards more premium products in its portfolio,

favourable commodity costs, particularly battery cells, and its continued focus on research and development-driven value engineering.

Tarun Mehta, executive director and chief executive of Ather Energy, said: “This quarter saw significant

growth in our margins, demonstrating our strong focus on profitability. Even as we expand pan-India, our ASP has held steady, and our market share continues to grow. We are now scaling up quickly across central India, which has ramped up faster than expected.”



SONA COMSTAR


SONA BLW PRECISION FORGINGS LIMITED

CIN: L27300HR1995PLC083037

Registered and Corporate Office: Sona Enclave, Village Begumpur Khatola, Sector 35, Gurugram, Haryana – 122004, India

Telephone: +91 124 476 8200


E-mail: investor@sonacomstar.com, Website: www.sonacomstar.com



Standalone & Consolidated Statement of Profit and Loss for the Quarter ended 30th June, 2025

(Figures in Million ₹, unless stated otherwise)










Particulars	Standalone				Consolidated			
	Quarter ended 30th June 2025	Quarter ended 31st March 2025	Quarter ended 30th June 2024	Year ended 31st March 2025	Quarter ended 30th June 2025	Quarter ended 31st March 2025	Quarter ended 30th June 2024	Year ended 31st March 2025
	(Unaudited)	(Unaudited)	(Unaudited)	(Audited)	(Unaudited)	(Unaudited)	(Unaudited)	(Audited)
Income								
Revenue from operations	7675.97	7733.56	8310.75	32327.98	8508.98	8684.26	8930.33	35545.35
Other income	427.75	504.19	250.93	1407.78	441.88	521.52	69.57	1269.16
Total income	8103.72	8237.75	8561.68	33735.76	8950.86	9205.78	8999.90	36814.51
Total expenses	6397.44	6192.10	6545.83	25827.74	7206.73	7033.26	7111.15	28638.31
Profit/(loss) before exceptional items and tax	1706.28	2045.65	2015.85	7908.02	1744.13	2172.52	1888.75	8176.20
Exceptional item	91.74	25.73	-	192.85	91.74	25.73	-	192.85
Profit before tax	1614.54	2019.92	2015.85	7715.17	1652.39	2146.79	1888.75	7983.35
Total tax expense	413.24	501.47	466.25	1918.29	435.30	509.94	471.61	1986.47
Profit/ (Loss) for the period/year	1201.30	1518.45	1549.60	5796.88	1217.09	1636.85	1417.14	5996.88
Other comprehensive (loss)/ income for the period/year	(47.49)	109.59	25.44	6.08	128.97	153.26	(7.61)	42.58
Total comprehensive income for the period/year	1153.81	1628.04	1575.04	5802.96	1346.06	1790.11	1409.53	6039.46
Earnings per equity share of face value of ₹ 10 each (not annualised)								
Earnings per share (Basic) (in ₹)	1.93	2.44	2.64	9.57	2.01	2.64	2.42	9.92
Earnings per share (Diluted) (in ₹)	1.93	2.44	2.64	9.57	2.01	2.64	2.42	9.92



Note:

- The above is an extract of the detailed format of financial results filed with the Stock Exchange(s) under Regulation 33 of the SEBI (Listing Obligations and Disclosure Requirements) Regulations, 2015. The full format of the financial results are available on the website of the Company, BSE and NSE.
- The above financial results have been reviewed and recommended by the Audit Committee and have been approved and taken on record by the Board of Directors at its meeting held on 04th August, 2025.

The same can be accessed by scanning the above QR Code





SONA

SONA BLW

SONA COMSTAR

COMSTAR

 **COMSTAR**

 **E-STAR**
(E-STAR)

For and on behalf of the Board of Directors
SONA BLW PRECISION FORGINGS LIMITED

Sd/-
Vivek Vikram Singh
Managing Director and Group
Chief Executive Officer
DIN: 07698495

Date : 04th August, 2025
Place : Gurugram

YOUR ECOSYSTEM TO THINK BIG

#WellnessAtWork





Grade A+ Office Parks



220+ Occupants



Integrated Lifestyle Destinations



99.9% Green Buildings

PAN-INDIA PRESENCE ACROSS MUMBAI | PUNE | HYDERABAD | CHENNAI



Website: www.mindspacereit.com

MINDSPACE BUSINESS PARKS REIT

K RAHEJA CORP INVESTMENT MANAGERS PRIVATE LIMITED (Acting in capacity as the Investment Manager of Mindspace Business Parks REIT)

Principal Place of Business: Raheja Tower, Block 'G', Plot No. C-30, Bandra Kurla Complex, Bandra (E), Mumbai 400 051.
Phone : 022-26564000, RN/IN/REIT/19-20/0003

EXTRACT OF CONSOLIDATED FINANCIAL RESULTS FOR THE QUARTER ENDED 30 JUNE 2025

[Regulation 52 (8), read with Regulation 52 (4) of the SEBI (Listing Obligations and Disclosure Requirements) Regulations, 2015 (Listing Regulations)]

Rs. in million

Sr. No.	Particulars	For the quarter ended 30 June 2025	For the quarter ended 31 March 2025	For the quarter ended 30 June 2024	For the year ended 31 March 2025
		(Unaudited)	(Unaudited)	(Unaudited)	(Audited)
1.	Total Income from Operations	7,548.07	7,077.67	6,412.34	26,756.27
2.	Net Profit for the period/year (before Tax, Exceptional and/or Extraordinary items)	2,590.54	2,502.73	2,343.16	9,714.75
3.	Net Profit for the period/year before tax (after Exceptional and/or Extraordinary items)	2,590.54	2,493.38	2,343.16	9,681.53
4.	Net Profit for the period/year after tax (after Exceptional and/or Extraordinary items)	1,667.95	961.11	1,377.05	5,137.46
5.	Total Comprehensive Income for the period/year [Comprising Profit for the period (after tax) and Other Comprehensive Income (after tax)]	1,666.60	957.11	1,377.05	5,134.32
6.	Unit Capital	168,964.04	168,964.04	162,838.83	168,964.04
7.	Reserves (excluding Revaluation Reserve)	-25,514.05	-25,276.62	-22,695.68	-25,276.62
8.	Securities Premium Account	-	-	-	-
9.	Net worth	138,187.05	140,544.44	140,143.16	140,544.44
10.	Paid up Debt Capital/Outstanding Debt	103,123.83	101,097.82	75,073.78	101,097.82
11.	Outstanding Redeemable Preference Shares	-	-	-	-
12.	Debt Equity Ratio	0.71	0.68	0.51	0.68
13.	Earnings Per Unit (for continuing and discontinued operations) (not annualized) (after net movement in regulatory deferral balances)				
1.	Basic:	2.57	1.45	2.16	8.02
2.	Diluted:	2.57	1.45	2.16	8.02
14.	Capital Redemption Reserve	-	-	-	-
15.	Debenture Redemption Reserve	-	-	-	-
16.	Debt Service Coverage Ratio	0.87	2.75	3.10	2.91
17.	Interest Service Coverage Ratio	2.95	3.46	3.84	3.68

Notes:

- The Consolidated Financial Results for the quarter ended 30 June 2025 have been reviewed by the Audit Committee and thereafter approved by the Board of directors of K Raheja Corp Investment Managers Private Limited (Acting in capacity as the Investment Manager of Mindspace Business Parks REIT), in its meeting held on 04 August 2025. The Statutory Auditors of Mindspace REIT have issued an unmodified opinion.
- The Consolidated Financial Results has been prepared in accordance with the requirements of Securities and Exchange Board of India (Real Estate Investment Trusts) Regulations, 2014 as amended from time to time ("the REIT regulations"), including any guidelines and circulars issued thereunder read with SEBI Master Circular No. SEBI/HO/DDHS-PoD-2/P/CIR/2025/99 dated 11 July 2025 ("SEBI Circulars"); recognition and measurement principles laid down in Indian Accounting Standard 34 - Interim Financial Reporting (Ind AS 34), as prescribed in Rule 2(1)(a) of the Companies (Indian Accounting Standards) Rules, 2015 (as amended), other accounting principles generally accepted in India, to the extent not inconsistent with the REIT regulations; Regulation 52 and Regulation 54 of the SEBI (Listing Obligations and Disclosure Requirements) Regulations 2015, as amended from time to time ("Listing Regulations"). The accounting policies adopted and methods of computation followed are consistent with those of the previous financial year.
- The above is an extract of the detailed format of the The Consolidated Financial Results filed with BSE Limited and National Stock Exchange of India Limited pursuant to Regulation 52 and Regulation 54 of the Listing Regulations. The full format of the financial results and other line items referred in Regulation 52 (4) of the Listing Regulations, pertinent disclosures have been made to the BSE Limited website www.bseindia.com, National Stock Exchange of India Limited website www.nseindia.com and can be accessed on the Mindspace REIT website at <https://www.mindspacereit.com/home>.
- The figures for the quarter ended 31 March 2025 are the balancing figures between the audited figures in respect of the financial year ended 31 March 2025 and the published year to date figures up to 31 December 2024 being the date of the end of the third quarter of the financial year which were subjected to a limited review.
- The figures for the previous periods/year are re-classified/re-arranged/re-grouped, wherever necessary.
- There is no change in accounting policies for the quarter ended 30 June 2025.

For and on behalf of K Raheja Corp Investment Managers Private Limited.
(acting as the Manager to Mindspace Business Parks REIT)

Sd/-
Director

Phone: 022-26564000

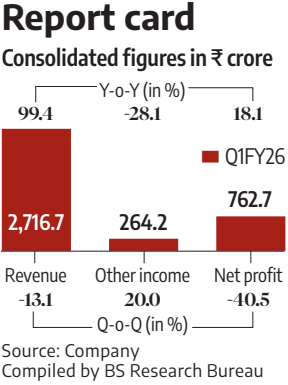
DLF Q1 profit up 18% on record bookings

SANKET KOUL
New Delhi, 4 August

Realty major DLF reported an 18 per cent increase in consolidated net profit for the first quarter of FY26, driven by record-high new sales bookings and strong operational performance, underscoring buoyant demand in India's premium housing market.

The country's largest real estate developer by market capitalisation posted a net profit of ₹762.67 crore for the quarter ended June 30, up from ₹644.67 crore a year earlier. The company remains confident of achieving, and potentially exceeding, its full-year sales guidance of ₹20,000-22,000 crore.

Revenue from operations nearly doubled to ₹2,716.70 crore, up 99 per cent from ₹1,362.35 crore in the same quarter last year. Total income



climbed 42 per cent year-over-year to ₹2,980.8 crore, the company said in a BSE filing on Monday.

Earnings before interest, taxes, depreciation and amortisation (Ebitda) rose 6 per cent to ₹628 crore, compared with ₹597 crore in the year-ago period. Ebitda margin stood at 21 per cent.

DLF said new sales bookings surged 78 per cent year-over-year to ₹11,425 crore in the quarter, the highest-ever for the company. The growth was led by its luxury residential launch, Privana North, which sold out all 1,164 units within a week.

“Encouraging response to DLF Privana North reaffirmed sustained demand for high-quality developments backed by a strong brand and superior execution capabilities,” the company said.

It already has a strong pipeline of key projects coming up in Mumbai and Goa, along with the next phase to super luxury residential project, The Dahlias, coming up in Gurugram.

“We remain enthused on the prospects of the housing demand backed by a resilient economy, growth-oriented policies of the government and central bank,” the company said.

Marico earnings up 8.2% at ₹513 crore

PRESS TRUST OF INDIA
New Delhi, 4 August

Homegrown fast-moving consumer goods firm Marico on Monday reported an 8.23 per cent increase in consolidated net profit to ₹513 crore in the June quarter on the back of volume growth in India and robust performance in international markets.

The company posted a consolidated net profit of ₹474 crore in the year-ago period, Marico Ltd said in a regulatory filing. Consolidated revenue from operations during the quarter under review stood at ₹3,259 crore as against ₹2,643 crore a year earlier, it added.

Total expenses were higher at ₹2,659 crore as compared to ₹2,075 crore in the same period last financial year, the company said. In a statement, Marico said its consolidated and domestic revenue growth, as well as underlying volume growth in the India business, stood at multi-quarter highs. “The financial year has begun on a promising note for both our India and international businesses. The improving trajectory of our core portfolios, coupled with accelerated growth in foods and digital-first portfolio, have driven underlying volume growth in the India business closer to double digits,” Marico Ltd MD & CEO Saugata Gupta said.

‘One board seat can’t alter course’

Sona logs 14% fall in net

DEEPAK PATEL
New Delhi, 4 August

A single director's nomination on a nine-member board, where six are independent, does not affect the functioning or control of the company, said Vivek Vikram Singh, managing director (MD) of Sona BLW Precision Forgings Ltd (Sona Comstar), calling the suggestion that it could do so “very bizarre” during a post-results analyst call on Monday.

Singh was responding to concerns raised after the recent appointment of Priya Sachdev Kapur, wife of late chairman Sunjay Kapur, as a non-executive director — a move that was opposed by Rani Kapur, mother of Sunjay Kapur. Singh told the analysts: “How one director's appointment, out of a nine-member board wherein six are independent board members, makes any difference to the running of the firm is very bizarre to me.”

Sona Comstar reported a 14.1 per cent Y-o-Y drop in consolidated profit to ₹121.7 crore for the first quarter of 2025-26, citing geopolitical pressures such as tariff issues with the US and rare-earth magnet crunch.

Ather Energy’s losses narrow, revenue surges 79%

ANJALI SINGH
Mumbai, 4 August

Electric two-wheeler maker Ather Energy narrowed its losses to ₹178 crore for the first quarter of the financial year 2026 (Q1FY26) from ₹183 crore in the

corresponding quarter last year, whereas the revenue from operations surged by 79 per cent year-on-year to ₹645 crore from ₹360 crore.

The company attributed the improvement to a shift towards more premium products in its portfolio,

favourable commodity costs, particularly battery cells, and its continued focus on research and development-driven value engineering.

Tarun Mehta, executive director and chief executive of Ather Energy, said: “This quarter saw significant

growth in our margins, demonstrating our strong focus on profitability. Even as we expand pan-India, our ASP has held steady, and our market share continues to grow. We are now scaling up quickly across central India, which has ramped up faster than expected.”

Standalone & Consolidated Statement of Profit and Loss for the Quarter ended 30th June, 2025								
(Figures in Million ₹, unless stated otherwise)								
Particulars	Standalone				Consolidated			
	Quarter ended 30th June 2025	Quarter ended 31st March 2025	Quarter ended 30th June 2024	Year ended 31st March 2025	Quarter ended 30th June 2025	Quarter ended 31st March 2025	Quarter ended 30th June 2024	Year ended 31st March 2025
	(Unaudited)	(Unaudited)	(Unaudited)	(Audited)	(Unaudited)	(Unaudited)	(Unaudited)	(Audited)
Income								
Revenue from operations	7675.97	7733.56	8310.75	32327.98	8508.98	8684.26	8930.33	35545.35
Other income	427.75	504.19	250.93	1407.78	441.88	521.52	69.57	1269.16
Total income	8103.72	8237.75	8561.68	33735.76	8950.86	9205.78	8999.90	36814.51
Total expenses	6397.44	6192.10	6545.83	25827.74	7206.73	7033.26	7111.15	28638.31
Profit/(loss) before exceptional items and tax	1706.28	2045.65	2015.85	7908.02	1744.13	2172.52	1888.75	8176.20
Exceptional item	91.74	25.73	-	192.85	91.74	25.73	-	192.85
Profit before tax	1614.54	2019.92	2015.85	7715.17	1652.39	2146.79	1888.75	7983.35
Total tax expense	413.24	501.47	466.25	1918.29	435.30	509.94	471.61	1986.47
Profit/ (Loss) for the period/year	1201.30	1518.45	1549.60	5796.88	1217.09	1636.85	1417.14	5996.88
Other comprehensive (loss)/ income for the period/year	(47.49)	109.59	25.44	6.08	128.97	153.26	(7.61)	42.58
Total comprehensive income for the period/year	1153.81	1628.04	1575.04	5802.96	1346.06	1790.11	1409.53	6039.46
Earnings per equity share of face value of ₹ 10 each (not annualised)								
Earnings per share (Basic) (in ₹)	1.93	2.44	2.64	9.57	2.01	2.64	2.42	9.92
Earnings per share (Diluted) (in ₹)	1.93	2.44	2.64	9.57	2.01	2.64	2.42	9.92

Note:

- The above is an extract of the detailed format of financial results filed with the Stock Exchange(s) under Regulation 33 of the SEBI (Listing Obligations and Disclosure Requirements) Regulations, 2015. The full format of the financial results are available on the website of the Company, BSE and NSE.
- The above financial results have been reviewed and recommended by the Audit Committee and have been approved and taken on record by the Board of Directors at its meeting held on 04th August, 2025.

The same can be accessed by scanning the above QR Code

For and on behalf of the Board of Directors
SONA BLW PRECISION FORGINGS LIMITED
Sd/-
Vivek Vikram Singh
Managing Director and Group
Chief Executive Officer
DIN: 07698495
Date : 04th August, 2025
Place : Gurugram

YOUR ECOSYSTEM TO THINK BIG

#WellnessAtWork

COMMERZONE PORUR

COMMERZONE RAIDURG

MINDSPACE MADHAPUR

MINDSPACE AIROLI EAST

PARADIGM MINDSPACE MALAD

GERA COMMERZONE KHARADI

THE SQUARE, NAGAR ROAD

COMMERZONE YERAWADA

THE SQUARE, AVENUE 61 (BKC)

MINDSPACE AIROLI WEST

Grade A+ Office Parks

220+ Occupants

Integrated Lifestyle Destinations

99.9% Green Buildings

PAN-INDIA PRESENCE ACROSS MUMBAI | PUNE | HYDERABAD | CHENNAI

Website: www.mindspacereit.com

MINDSPACE BUSINESS PARKS REIT				
K RAHEJA CORP INVESTMENT MANAGERS PRIVATE LIMITED (Acting in capacity as the Investment Manager of Mindspace Business Parks REIT)				
Principal Place of Business: Raheja Tower, Block 'G', Plot No. C-30, Bandra Kurla Complex, Bandra (E), Mumbai 400 051. Phone : 022-26564000, RN.IN/REIT/19-20/0003				
EXTRACT OF CONSOLIDATED FINANCIAL RESULTS FOR THE QUARTER ENDED 30 JUNE 2025				
[Regulation 52 (8), read with Regulation 52 (4) of the SEBI (Listing Obligations and Disclosure Requirements) Regulations, 2015 (Listing Regulations)]				
Rs. in million				
Sr. No.	Particulars	For the quarter ended 30 June 2025	For the quarter ended 31 March 2025	For the quarter ended 30 June 2024
		(Unaudited)	(Unaudited)	(Unaudited)
1.	Total Income from Operations	7,548.07	7,077.67	6,412.34
2.	Net Profit for the period/year (before Tax, Exceptional and/or Extraordinary items)	2,590.54	2,502.73	2,343.16
3.	Net Profit for the period/year before tax (after Exceptional and/or Extraordinary items)	2,590.54	2,493.38	2,343.16
4.	Net Profit for the period/year after tax (after Exceptional and/or Extraordinary items)	1,667.95	961.11	1,377.05
5.	Total Comprehensive Income for the period/year [Comprising Profit for the period (after tax) and Other Comprehensive Income (after tax)]	1,666.60	957.11	1,377.05
6.	Unit Capital	168,964.04	168,964.04	162,838.83
7.	Reserves (excluding Revaluation Reserve)	-25,514.05	-25,276.62	-22,695.68
8.	Securities Premium Account	-	-	-
9.	Net worth	138,187.05	140,544.44	140,143.16
10.	Paid up Debt Capital/Outstanding Debt	103,123.83	101,097.82	75,073.78
11.	Outstanding Redeemable Preference Shares	-	-	-
12.	Debt Equity Ratio	0.71	0.68	0.51
13.	Earnings Per Unit (for continuing and discontinued operations) (not annualized) (after net movement in regulatory deferral balances)			
1.	Basic:	2.57	1.45	2.16
2.	Diluted:	2.57	1.45	2.16
14.	Capital Redemption Reserve	-	-	-
15.	Debt Redemption Reserve	-	-	-
16.	Debt Service Coverage Ratio	0.87	2.75	3.10
17.	Interest Service Coverage Ratio	2.95	3.46	3.84

Notes:

- The Consolidated Financial Results for the quarter ended 30 June 2025 have been reviewed by the Audit Committee and thereafter approved by the Board of directors of K Raheja Corp Investment Managers Private Limited (Acting in capacity as the Investment Manager of Mindspace Business Parks REIT), in its meeting held on 04 August 2025. The Statutory Auditors of Mindspace REIT have issued an unmodified opinion.
- The Consolidated Financial Results has been prepared in accordance with the requirements of Securities and Exchange Board of India (Real Estate Investment Trusts) Regulations, 2014 as amended from time to time ("the REIT regulations"), including any guidelines and circulars issued thereunder read with SEBI Master Circular No. SEBI/HO/DDHS-PoD-2/P/CIR/2025/99 dated 11 July 2025 ("SEBI Circulars"); recognition and measurement principles laid down in Indian Accounting Standard 34 - Interim Financial Reporting (Ind AS 34), as prescribed in Rule 2(1)(a) of the Companies (Indian Accounting Standards) Rules, 2015 (as amended), other accounting principles generally accepted in India, to the extent not inconsistent with the REIT regulations; Regulation 52 and Regulation 54 of the SEBI (Listing Obligations and Disclosure Requirements) Regulations 2015, as amended from time to time ("Listing Regulations"). The accounting policies adopted and methods of computation followed are consistent with those of the previous financial year.
- The above is an extract of the detailed format of the The Consolidated Financial Results filed with BSE Limited and National Stock Exchange of India Limited pursuant to Regulation 52 and Regulation 54 of the Listing Regulations. The full format of the financial results and other line items referred in Regulation 52 (4) of the Listing Regulations, pertinent disclosures have been made to the BSE Limited website www.bseindia.com, National Stock Exchange of India Limited website www.nseindia.com and can be accessed on the Mindspace REIT website at <https://www.mindspacereit.com/home>.
- The figures for the quarter ended 31 March 2025 are the balancing figures between the audited figures in respect of the financial year ended 31 March 2025 and the published year to date figures up to 31 December 2024 being the date of the end of the third quarter of the financial year which were subjected to a limited review.
- The figures for the previous periods/year are re-classified/re-arranged/re-grouped, wherever necessary.
- There is no change in accounting policies for the quarter ended 30 June 2025.

For and on the behalf of K Raheja Corp Investment Managers Private Limited.
(acting as the Manager to Mindspace Business Parks REIT)

Sd/-
Director

Phone: 022-26564000

DLF Q1 profit up 18% on record bookings

SANKET KOUL
New Delhi, 4 August

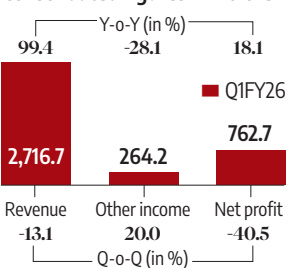
Realty major DLF reported an 18 per cent increase in consolidated net profit for the first quarter of FY26, driven by record-high new sales bookings and strong operational performance, underscoring buoyant demand in India's premium housing market.

The country's largest real estate developer by market capitalisation posted a net profit of ₹762.67 crore for the quarter ended June 30, up from ₹644.67 crore a year earlier. The company remains confident of achieving, and potentially exceeding, its full-year sales guidance of ₹20,000-22,000 crore.

Revenue from operations nearly doubled to ₹2,716.70 crore, up 99 per cent from ₹1,362.35 crore in the same quarter last year. Total income

Report card

Consolidated figures in ₹ crore



Source: Company
Compiled by BS Research Bureau

climbed 42 per cent year-over-year to ₹2,980.8 crore, the company said in a BSE filing on Monday.

Earnings before interest, taxes, depreciation and amortisation (Ebitda) rose 6 per cent to ₹628 crore, compared with ₹597 crore in the year-ago period. Ebitda margin stood at 21 per cent.

DLF said new sales bookings surged 78 per cent year-over-year to ₹11,425 crore in the quarter, the highest-ever for the company. The growth was led by its luxury residential launch, Privana North, which sold out all 1,164 units within a week.

“Encouraging response to DLF Privana North reaffirmed sustained demand for high-quality developments backed by a strong brand and superior execution capabilities,” the company said.

It already has a strong pipeline of key projects coming up in Mumbai and Goa, along with the next phase to super luxury residential project, The Dahlias, coming up in Gurugram.

“We remain enthused on the prospects of the housing demand backed by a resilient economy, growth-oriented policies of the government and central bank,” the company said.

Marico earnings up 8.2% at ₹513 crore

PRESS TRUST OF INDIA
New Delhi, 4 August

Homegrown fast-moving consumer goods firm Marico on Monday reported an 8.23 per cent increase in consolidated net profit to ₹513 crore in the June quarter on the back of volume growth in India and robust performance in international markets.

The company posted a consolidated net profit of ₹474 crore in the year-ago period, Marico Ltd said in a regulatory filing. Consolidated revenue from operations during the quarter under review stood at ₹3,259 crore as against ₹2,643 crore a year earlier, it added.

Total expenses were higher at ₹2,659 crore as compared to ₹2,075 crore in the same period last financial year, the company said. In a statement, Marico said its consolidated and domestic revenue growth, as well as underlying volume growth in the India business, stood at multi-quarter highs. “The financial year has begun on a promising note for both our India and international businesses. The improving trajectory of our core portfolios, coupled with accelerated growth in foods and digital-first portfolio, have driven underlying volume growth in the India business closer to double digits,” Marico Ltd MD & CEO Saugata Gupta said.

‘One board seat can’t alter course’

Sona logs 14% fall in net

DEEPAK PATEL
New Delhi, 4 August

A single director's nomination on a nine-member board, where six are independent, does not affect the functioning or control of the company, said Vivek Vikram Singh, managing director (MD) of Sona BLW Precision Forgings Ltd (Sona Comstar), calling the suggestion that it could do so “very bizarre” during a post-results analyst call on Monday.

Singh was responding to concerns raised after the recent appointment of Priya Sachdev Kapur, wife of late chairman Sunjay Kapur, as a non-executive director — a move that was opposed by Rani Kapur, mother of Sunjay Kapur. Singh told the analysts: “How one director's appointment, out of a nine-member board wherein six are independent board members, makes any difference to the running of the firm is very bizarre to me.”

Sona Comstar reported a 14.1 per cent Y-o-Y drop in consolidated profit to ₹121.7 crore for the first quarter of 2025-26, citing geopolitical pressures such as tariff issues with the US and rare-earth magnet crunch.

Ather Energy’s losses narrow, revenue surges 79%

ANJALI SINGH
Mumbai, 4 August

Electric two-wheeler maker Ather Energy narrowed its losses to ₹178 crore for the first quarter of the financial year 2026 (Q1FY26) from ₹183 crore in the

corresponding quarter last year, whereas the revenue from operations surged by 79 per cent year-on-year to ₹645 crore from ₹360 crore.

The company attributed the improvement to a shift towards more premium products in its portfolio,

favourable commodity costs, particularly battery cells, and its continued focus on research and development-driven value engineering.

Tarun Mehta, executive director and chief executive of Ather Energy, said: “This quarter saw significant

growth in our margins, demonstrating our strong focus on profitability. Even as we expand pan-India, our ASP has held steady, and our market share continues to grow. We are now scaling up quickly across central India, which has ramped up faster than expected.”

<div><div></div><div>SONA COMSTAR</div><div>SONA BLW PRECISION FORGINGS LIMITED</div><div>CIN: L27300HR1995PLC083037</div><div>Registered and Corporate Office: Sona Enclave, Village Begumpur Khatola, Sector 35, Gurugram, Haryana – 122004, India</div><div>Telephone: +91 124 476 8200</div><div>E-mail: investor@sonacomstar.com, Website: www.sonacomstar.com</div></div>								
Standalone & Consolidated Statement of Profit and Loss for the Quarter ended 30th June, 2025								
(Figures in Million ₹, unless stated otherwise)								
Particulars	Standalone				Consolidated			
	Quarter ended 30th June 2025	Quarter ended 31st March 2025	Quarter ended 30th June 2024	Year ended 31st March 2025	Quarter ended 30th June 2025	Quarter ended 31st March 2025	Quarter ended 30th June 2024	Year ended 31st March 2025
	(Unaudited)	(Unaudited)	(Unaudited)	(Audited)	(Unaudited)	(Unaudited)	(Unaudited)	(Audited)
Income								
Revenue from operations	7675.97	7733.56	8310.75	32327.98	8508.98	8684.26	8930.33	35545.35
Other income	427.75	504.19	250.93	1407.78	441.88	521.52	69.57	1269.16
Total income	8103.72	8237.75	8561.68	33735.76	8950.86	9205.78	8999.90	36814.51
Total expenses	6397.44	6192.10	6545.83	25827.74	7206.73	7033.26	7111.15	28638.31
Profit/(loss) before exceptional items and tax	1706.28	2045.65	2015.85	7908.02	1744.13	2172.52	1888.75	8176.20
Exceptional item	91.74	25.73	-	192.85	91.74	25.73	-	192.85
Profit before tax	1614.54	2019.92	2015.85	7715.17	1652.39	2146.79	1888.75	7983.35
Total tax expense	413.24	501.47	466.25	1918.29	435.30	509.94	471.61	1986.47
Profit/ (Loss) for the period/year	1201.30	1518.45	1549.60	5796.88	1217.09	1636.85	1417.14	5996.88
Other comprehensive (loss)/ income for the period/year	(47.49)	109.59	25.44	6.08	128.97	153.26	(7.61)	42.58
Total comprehensive income for the period/year	1153.81	1628.04	1575.04	5802.96	1346.06	1790.11	1409.53	6039.46
Earnings per equity share of face value of ₹ 10 each (not annualised)								
Earnings per share (Basic) (in ₹)	1.93	2.44	2.64	9.57	2.01	2.64	2.42	9.92
Earnings per share (Diluted) (in ₹)	1.93	2.44	2.64	9.57	2.01	2.64	2.42	9.92
<div><div></div><div>Note: 1. The above is an extract of the detailed format of financial results filed with the Stock Exchange(s) under Regulation 33 of the SEBI (Listing Obligations and Disclosure Requirements) Regulations, 2015. The full format of the financial results are available on the website of the Company, BSE and NSE. 2. The above financial results have been reviewed and recommended by the Audit Committee and have been approved and taken on record by the Board of Directors at its meeting held on 04th August, 2025.</div></div>								
The same can be accessed by scanning the above QR Code								
<div><div></div><div>SONA SONA BLW SONA COMSTAR COMSTAR COMSTAR COMSTAR COMSTAR COMSTAR</div><div>SONA SONA BLW SONA COMSTAR COMSTAR COMSTAR COMSTAR COMSTAR COMSTAR</div></div>								
For and on behalf of the Board of Directors SONA BLW PRECISION FORGINGS LIMITED Sd/- Vivek Vikram Singh Managing Director and Group Chief Executive Officer DIN: 07698495 Date : 04th August, 2025 Place : Gurugram								

YOUR ECOSYSTEM TO THINK BIG

#WellnessAtWork

COMMERZONE PORUR

COMMERZONE RAIDURG

MINDSPACE MADHAPUR

PARADIGM MINDSPACE MALAD

GERA COMMERZONE KHARADI

THE SQUARE, NAGAR ROAD

COMMERZONE YERAWADA

THE SQUARE, AVENUE 61 (BKC)

MINDSPACE AIROLI WEST

MINDSPACE AIROLI EAST

Grade A+ Office Parks

220+ Occupants

Integrated Lifestyle Destinations

99.9% Green Buildings

PAN-INDIA PRESENCE ACROSS MUMBAI | PUNE | HYDERABAD | CHENNAI

CLIMATE GROUP EV100

RE100 CLIMATE GROUP

LEED

GREEN BUILDING COUNCIL

TCFD

Website: www.mindspacereit.com

MINDSPACE BUSINESS PARKS REIT

K RAHEJA CORP INVESTMENT MANAGERS PRIVATE LIMITED (Acting in capacity as the Investment Manager of Mindspace Business Parks REIT)

Principal Place of Business: Raheja Tower, Block 'G', Plot No. C-30, Bandra Kurla Complex, Bandra (E), Mumbai 400 051.
Phone : 022-26564000, RN.IN/REIT/19-20/0003

EXTRACT OF CONSOLIDATED FINANCIAL RESULTS FOR THE QUARTER ENDED 30 JUNE 2025

[Regulation 52 (8), read with Regulation 52 (4) of the SEBI (Listing Obligations and Disclosure Requirements) Regulations, 2015 (Listing Regulations)]

Rs. in million

Sr. No.	Particulars	For the quarter ended 30 June 2025	For the quarter ended 31 March 2025	For the quarter ended 30 June 2024	For the year ended 31 March 2025
		(Unaudited)	(Unaudited)	(Unaudited)	(Audited)
1.	Total Income from Operations	7,548.07	7,077.67	6,412.34	26,756.27
2.	Net Profit for the period/year (before Tax, Exceptional and/or Extraordinary items)	2,590.54	2,502.73	2,343.16	9,714.75
3.	Net Profit for the period/year before tax (after Exceptional and/or Extraordinary items)	2,590.54	2,493.38	2,343.16	9,681.53
4.	Net Profit for the period/year after tax (after Exceptional and/or Extraordinary items)	1,667.95	961.11	1,377.05	5,137.46
5.	Total Comprehensive Income for the period/year [Comprising Profit for the period (after tax) and Other Comprehensive Income (after tax)]	1,666.60	957.11	1,377.05	5,134.32
6.	Unit Capital	168,964.04	168,964.04	162,838.83	168,964.04
7.	Reserves (excluding Revaluation Reserve)	-25,514.05	-25,276.62	-22,695.68	-25,276.62
8.	Securities Premium Account	-	-	-	-
9.	Net worth	138,187.05	140,544.44	140,143.16	140,544.44
10.	Paid up Debt Capital/Outstanding Debt	103,123.83	101,097.82	75,073.78	101,097.82
11.	Outstanding Redeemable Preference Shares	-	-	-	-
12.	Debt Equity Ratio	0.71	0.68	0.51	0.68
13.	Earnings Per Unit (for continuing and discontinued operations) (not annualized) (after net movement in regulatory deferral balances)				
	1. Basic:	2.57	1.45	2.16	8.02
	2. Diluted:	2.57	1.45	2.16	8.02
14.	Capital Redemption Reserve	-	-	-	-
15.	Debt Redemption Reserve	-	-	-	-
16.	Debt Service Coverage Ratio	0.87	2.75	3.10	2.91
17.	Interest Service Coverage Ratio	2.95	3.46	3.84	3.68

Notes:

a. The Consolidated Financial Results for the quarter ended 30 June 2025 have been reviewed by the Audit Committee and thereafter approved by the Board of directors of K Raheja Corp Investment Managers Private Limited (Acting in capacity as the Investment Manager of Mindspace Business Parks REIT), in its meeting held on 04 August 2025. The Statutory Auditors of Mindspace REIT have issued an unmodified opinion.

b. The Consolidated Financial Results has been prepared in accordance with the requirements of Securities and Exchange Board of India (Real Estate Investment Trusts) Regulations, 2014 as amended from time to time ("the REIT regulations"), including any guidelines and circulars issued thereunder read with SEBI Master Circular No. SEBI/HO/DDHS-PoD-2/P/CIR/2025/99 dated 11 July 2025 ("SEBI Circulars"); recognition and measurement principles laid down in Indian Accounting Standard 34 - Interim Financial Reporting (Ind AS 34), as prescribed in Rule 2(1)(a) of the Companies (Indian Accounting Standards) Rules, 2015 (as amended), other accounting principles generally accepted in India, to the extent not inconsistent with the REIT regulations; Regulation 52 and Regulation 54 of the SEBI (Listing Obligations and Disclosure Requirements) Regulations 2015, as amended from time to time ("Listing Regulations"). The accounting policies adopted and methods of computation followed are consistent with those of the previous financial year.

c. The above is an extract of the detailed format of the The Consolidated Financial Results filed with BSE Limited and National Stock Exchange of India Limited pursuant to Regulation 52 and Regulation 54 of the Listing Regulations. The full format of the financial results and other line items referred in Regulation 52 (4) of the Listing Regulations, pertinent disclosures have been made to the BSE Limited website www.bseindia.com, National Stock Exchange of India Limited website www.nseindia.com and can be accessed on the Mindspace REIT website at <https://www.mindspacereit.com/home>.

d. The figures for the quarter ended 31 March 2025 are the balancing figures between the audited figures in respect of the financial year ended 31 March 2025 and the published year to date figures up to 31 December 2024 being the date of the end of the third quarter of the financial year which were subjected to a limited review.

e. The figures for the previous periods/year are re-classified/re-arranged/re-grouped, wherever necessary.

f. There is no change in accounting policies for the quarter ended 30 June 2025.

For and on the behalf of K Raheja Corp Investment Managers Private Limited.
(acting as the Manager to Mindspace Business Parks REIT)

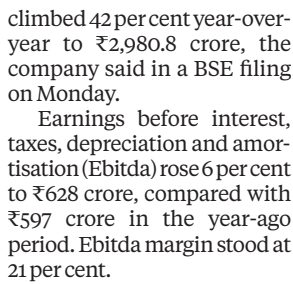
Sd/-
Director

Phone: 022-26564000

Ather Energy's losses narrow, revenue surges 79%

growth in our margins, demonstrating our strong focus on profitability. Even as we expand pan-India, our ASP has held steady, and our market share continues to grow. We are now scaling up quickly across central India, which has ramped up faster than expected.”

Sona Comstar reported a 14.1 per cent Y-o-Y drop in consolidated profit to ₹121.7 crore for the first quarter of 2025-26, citing geopolitical pressures such as tariff issues with the US and rare-earth magnet crunch.



Note:

1. The above is an extract of the detailed format of financial results filed with the Stock Exchange(s) under Regulation 33 of the SEBI (Listing Obligations and Disclosure Requirements) Regulations, 2015. The full format of the financial results are available on the website of the Company, BSE and NSE.
2. The above financial results have been reviewed and recommended by the Audit Committee and have been approved and taken on record by the Board of Directors at its meeting held on 04th August, 2025.

Phone: 022-26564000

Sd/-
Director

DLF Q1 profit up 18% on record bookings

SANKET KOUL
New Delhi, 4 August

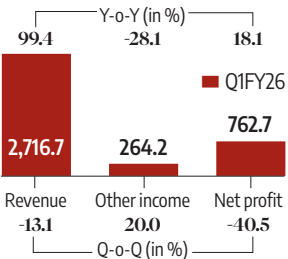
Realty major DLF reported an 18 per cent increase in consolidated net profit for the first quarter of FY26, driven by record-high new sales bookings and strong operational performance, underscoring buoyant demand in India's premium housing market.

The country's largest real estate developer by market capitalisation posted a net profit of ₹762.67 crore for the quarter ended June 30, up from ₹644.67 crore a year earlier. The company remains confident of achieving, and potentially exceeding, its full-year sales guidance of ₹20,000-22,000 crore.

Revenue from operations nearly doubled to ₹2,716.70 crore, up 99 per cent from ₹1,362.35 crore in the same quarter last year. Total income

Report card

Consolidated figures in ₹ crore



Source: Company
Compiled by BS Research Bureau

climbed 42 per cent year-over-year to ₹2,980.8 crore, the company said in a BSE filing on Monday.

Earnings before interest, taxes, depreciation and amortisation (Ebitda) rose 6 per cent to ₹628 crore, compared with ₹597 crore in the year-ago period. Ebitda margin stood at 21 per cent.

DLF said new sales bookings surged 78 per cent year-over-year to ₹11,425 crore in the quarter, the highest-ever for the company. The growth was led by its luxury residential launch, Privana North, which sold out all 1,164 units within a week.

“Encouraging response to DLF Privana North reaffirmed sustained demand for high-quality developments backed by a strong brand and superior execution capabilities,” the company said.

It already has a strong pipeline of key projects coming up in Mumbai and Goa, along with the next phase to super luxury residential project, The Dahlias, coming up in Gurugram.

“We remain enthused on the prospects of the housing demand backed by a resilient economy, growth-oriented policies of the government and central bank,” the company said.

Marico earnings up 8.2% at ₹513 crore

PRESS TRUST OF INDIA
New Delhi, 4 August

Homegrown fast-moving consumer goods firm Marico on Monday reported an 8.23 per cent increase in consolidated net profit to ₹513 crore in the June quarter on the back of volume growth in India and robust performance in international markets.

The company posted a consolidated net profit of ₹474 crore in the year-ago period, Marico Ltd said in a regulatory filing. Consolidated revenue from operations during the quarter under review stood at ₹3,259 crore as against ₹2,643 crore a year earlier, it added.

Total expenses were higher at ₹2,659 crore as compared to ₹2,075 crore in the same period last financial year, the company said. In a statement, Marico said its consolidated and domestic revenue growth, as well as underlying volume growth in the India business, stood at multi-quarter highs. “The financial year has begun on a promising note for both our India and international businesses. The improving trajectory of our core portfolios, coupled with accelerated growth in foods and digital-first portfolio, have driven underlying volume growth in the India business closer to double digits,” Marico Ltd MD & CEO Saugata Gupta said.

‘One board seat can’t alter course’

Sona logs 14% fall in net

DEEPAK PATEL
New Delhi, 4 August

A single director's nomination on a nine-member board, where six are independent, does not affect the functioning or control of the company, said Vivek Vikram Singh, managing director (MD) of Sona BLW Precision Forgings Ltd (Sona Comstar), calling the suggestion that it could do so “very bizarre” during a post-results analyst call on Monday.

Singh was responding to concerns raised after the recent appointment of Priya Sachdev Kapur, wife of late chairman Sunjay Kapur, as a non-executive director — a move that was opposed by Rani Kapur, mother of Sunjay Kapur. Singh told the analysts: “How one director's appointment, out of a nine-member board wherein six are independent board members, makes any difference to the running of the firm is very bizarre to me.”

Sona Comstar reported a 14.1 per cent Y-o-Y drop in consolidated profit to ₹121.7 crore for the first quarter of 2025-26, citing geopolitical pressures such as tariff issues with the US and rare-earth magnet crunch.

Ather Energy’s losses narrow, revenue surges 79%

ANJALI SINGH
Mumbai, 4 August

Electric two-wheeler maker Ather Energy narrowed its losses to ₹178 crore for the first quarter of the financial year 2026 (Q1FY26) from ₹183 crore in the













corresponding quarter last year, whereas the revenue from operations surged by 79 per cent year-on-year to ₹645 crore from ₹360 crore.

The company attributed the improvement to a shift towards more premium products in its portfolio,

favourable commodity costs, particularly battery cells, and its continued focus on research and development-driven value engineering.

Tarun Mehta, executive director and chief executive of Ather Energy, said: “This quarter saw significant

growth in our margins, demonstrating our strong focus on profitability. Even as we expand pan-India, our ASP has held steady, and our market share continues to grow. We are now scaling up quickly across central India, which has ramped up faster than expected.”

<div><div></div><div><div>SONA COMSTAR</div><div>L27300HR1995PLC083037</div><div>Registered and Corporate Office: Sona Enclave, Village Begumpur Khatola, Sector 35, Gurugram, Haryana – 122004, India</div><div>Telephone: +91 124 476 8200</div><div>E-mail: investor@sonacomstar.com, Website: www.sonacomstar.com</div></div><div></div></div>								
SONA BLW PRECISION FORGINGS LIMITED								
Registered and Corporate Office: Sona Enclave, Village Begumpur Khatola, Sector 35, Gurugram, Haryana – 122004, India								
Telephone: +91 124 476 8200								
E-mail: investor@sonacomstar.com, Website: www.sonacomstar.com								
Standalone & Consolidated Statement of Profit and Loss for the Quarter ended 30th June, 2025								
(Figures in Million ₹, unless stated otherwise)								
Particulars	Standalone				Consolidated			
	Quarter ended 30th June 2025	Quarter ended 31st March 2025	Quarter ended 30th June 2024	Year ended 31st March 2025	Quarter ended 30th June 2025	Quarter ended 31st March 2025	Quarter ended 30th June 2024	Year ended 31st March 2025
	(Unaudited)	(Unaudited)	(Unaudited)	(Audited)	(Unaudited)	(Unaudited)	(Unaudited)	(Audited)
Income								
Revenue from operations	7675.97	7733.56	8310.75	32327.98	8508.98	8684.26	8930.33	35545.35
Other income	427.75	504.19	250.93	1407.78	441.88	521.52	69.57	1269.16
Total income	8103.72	8237.75	8561.68	33735.76	8950.86	9205.78	8999.90	36814.51
Total expenses	6397.44	6192.10	6545.83	25827.74	7206.73	7033.26	7111.15	28638.31
Profit/(loss) before exceptional items and tax	1706.28	2045.65	2015.85	7908.02	1744.13	2172.52	1888.75	8176.20
Exceptional item	91.74	25.73	-	192.85	91.74	25.73	-	192.85
Profit before tax	1614.54	2019.92	2015.85	7715.17	1652.39	2146.79	1888.75	7983.35
Total tax expense	413.24	501.47	466.25	1918.29	435.30	509.94	471.61	1986.47
Profit/ (Loss) for the period/year	1201.30	1518.45	1549.60	5796.88	1217.09	1636.85	1417.14	5996.88
Other comprehensive (loss)/ income for the period/year	(47.49)	109.59	25.44	6.08	128.97	153.26	(7.61)	42.58
Total comprehensive income for the period/year	1153.81	1628.04	1575.04	5802.96	1346.06	1790.11	1409.53	6039.46
Earnings per equity share of face value of ₹ 10 each (not annualised)								
Earnings per share (Basic) (in ₹)	1.93	2.44	2.64	9.57	2.01	2.64	2.42	9.92
Earnings per share (Diluted) (in ₹)	1.93	2.44	2.64	9.57	2.01	2.64	2.42	9.92
<div><div></div><div><p>Note:</p><ol style="list-style-type: none">The above is an extract of the detailed format of financial results filed with the Stock Exchange(s) under Regulation 33 of the SEBI (Listing Obligations and Disclosure Requirements) Regulations, 2015. The full format of the financial results are available on the website of the Company, BSE and NSE.The above financial results have been reviewed and recommended by the Audit Committee and have been approved and taken on record by the Board of Directors at its meeting held on 04th August, 2025.</div></div>								
The same can be accessed by scanning the above QR Code								
<div><div></div><div></div><div></div><div></div><div></div><div></div><div></div><div></div><div></div></div>								
SONA	SONA BLW	SONA COMSTAR	COMSTAR	COMSTAR	COMSTAR	COMSTAR	COMSTAR	COMSTAR
For and on behalf of the Board of Directors SONA BLW PRECISION FORGINGS LIMITED Sd/- Vivek Vikram Singh Managing Director and Group Chief Executive Officer DIN: 07698495 Date : 04th August, 2025 Place : Gurugram								

YOUR ECOSYSTEM TO THINK BIG

#WellnessAtWork



Grade A+ Office Parks



220+ Occupants



Integrated Lifestyle Destinations



99.9% Green Buildings

PAN-INDIA PRESENCE ACROSS MUMBAI | PUNE | HYDERABAD | CHENNAI



Website: www.mindspacereit.com

MINDSPACE BUSINESS PARKS REIT	
K RAHEJA CORP INVESTMENT MANAGERS PRIVATE LIMITED (Acting in capacity as the Investment Manager of Mindspace Business Parks REIT)	
Principal Place of Business: Raheja Tower, Block 'G', Plot No. C-30, Bandra Kurla Complex, Bandra (E), Mumbai 400 051. Phone : 022-26564000, RN/IN/REIT/19-20/0003	

EXTRACT OF CONSOLIDATED FINANCIAL RESULTS FOR THE QUARTER ENDED 30 JUNE 2025

[Regulation 52 (8), read with Regulation 52 (4) of the SEBI (Listing Obligations and Disclosure Requirements) Regulations, 2015 (Listing Regulations)]

Rs. in million

Sr. No.	Particulars	For the quarter ended 30 June 2025	For the quarter ended 31 March 2025	For the quarter ended 30 June 2024	For the year ended 31 March 2025
		(Unaudited)	(Unaudited)	(Unaudited)	(Audited)
1.	Total Income from Operations	7,548.07	7,077.67	6,412.34	26,756.27
2.	Net Profit for the period/year (before Tax, Exceptional and/or Extraordinary items)	2,590.54	2,502.73	2,343.16	9,714.75
3.	Net Profit for the period/year before tax (after Exceptional and/or Extraordinary items)	2,590.54	2,493.38	2,343.16	9,681.53
4.	Net Profit for the period/year after tax (after Exceptional and/or Extraordinary items)	1,667.95	961.11	1,377.05	5,137.46
5.	Total Comprehensive Income for the period/year [Comprising Profit for the period (after tax) and Other Comprehensive Income (after tax)]	1,666.60	957.11	1,377.05	5,134.32
6.	Unit Capital	168,964.04	168,964.04	162,838.83	168,964.04
7.	Reserves (excluding Revaluation Reserve)	-25,514.05	-25,276.62	-22,695.68	-25,276.62
8.	Securities Premium Account	-	-	-	-
9.	Net worth	138,187.05	140,544.44	140,143.16	140,544.44
10.	Paid up Debt Capital/Outstanding Debt	103,123.83	101,097.82	75,073.78	101,097.82
11.	Outstanding Redeemable Preference Shares	-	-	-	-
12.	Debt Equity Ratio	0.71	0.68	0.51	0.68
13.	Earnings Per Unit (for continuing and discontinued operations) (not annualized) (after net movement in regulatory deferral balances)				
1.	Basic:	2.57	1.45	2.16	8.02
2.	Diluted:	2.57	1.45	2.16	8.02
14.	Capital Redemption Reserve	-	-	-	-
15.	Debenture Redemption Reserve	-	-	-	-
16.	Debt Service Coverage Ratio	0.87	2.75	3.10	2.91
17.	Interest Service Coverage Ratio	2.95	3.46	3.84	3.68

Notes:

- The Consolidated Financial Results for the quarter ended 30 June 2025 have been reviewed by the Audit Committee and thereafter approved by the Board of directors of K Raheja Corp Investment Managers Private Limited (Acting in capacity as the Investment Manager of Mindspace Business Parks REIT), in its meeting held on 04 August 2025. The Statutory Auditors of Mindspace REIT have issued an unmodified opinion.
- The Consolidated Financial Results has been prepared in accordance with the requirements of Securities and Exchange Board of India (Real Estate Investment Trusts) Regulations, 2014 as amended from time to time ("the REIT regulations"), including any guidelines and circulars issued thereunder read with SEBI Master Circular No. SEBI/HO/DDHS-PoD-2/P/CIR/2025/99 dated 11 July 2025 ("SEBI Circulars"); recognition and measurement principles laid down in Indian Accounting Standard 34 - Interim Financial Reporting (Ind AS 34), as prescribed in Rule 2(1)(a) of the Companies (Indian Accounting Standards) Rules, 2015 (as amended), other accounting principles generally accepted in India, to the extent not inconsistent with the REIT regulations; Regulation 52 and Regulation 54 of the SEBI (Listing Obligations and Disclosure Requirements) Regulations 2015, as amended from time to time ("Listing Regulations"). The accounting policies adopted and methods of computation followed are consistent with those of the previous financial year.
- The above is an extract of the detailed format of the The Consolidated Financial Results filed with BSE Limited and National Stock Exchange of India Limited pursuant to Regulation 52 and Regulation 54 of the Listing Regulations. The full format of the financial results and other line items referred in Regulation 52 (4) of the Listing Regulations, pertinent disclosures have been made to the BSE Limited website www.bseindia.com, National Stock Exchange of India Limited website www.nseindia.com and can be accessed on the Mindspace REIT website at <https://www.mindspacereit.com/home>.
- The figures for the quarter ended 31 March 2025 are the balancing figures between the audited figures in respect of the financial year ended 31 March 2025 and the published year to date figures up to 31 December 2024 being the date of the end of the third quarter of the financial year which were subjected to a limited review.
- The figures for the previous periods/year are re-classified/re-arranged/re-grouped, wherever necessary.
- There is no change in accounting policies for the quarter ended 30 June 2025.

For and on behalf of K Raheja Corp Investment Managers Private Limited.
(acting as the Manager to Mindspace Business Parks REIT)

Sd/-
Director

Phone: 022-26564000

DLF Q1 profit up 18% on record bookings

SANKET KOUL
New Delhi, 4 August

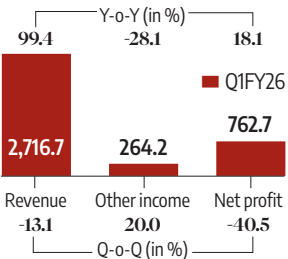
Realty major DLF reported an 18 per cent increase in consolidated net profit for the first quarter of FY26, driven by record-high new sales bookings and strong operational performance, underscoring buoyant demand in India's premium housing market.

The country's largest real estate developer by market capitalisation posted a net profit of ₹762.67 crore for the quarter ended June 30, up from ₹644.67 crore a year earlier. The company remains confident of achieving, and potentially exceeding, its full-year sales guidance of ₹20,000-22,000 crore.

Revenue from operations nearly doubled to ₹2,716.70 crore, up 99 per cent from ₹1,362.35 crore in the same quarter last year. Total income

Report card

Consolidated figures in ₹ crore



Source: Company
Compiled by BS Research Bureau

climbed 42 per cent year-over-year to ₹2,980.8 crore, the company said in a BSE filing on Monday.

Earnings before interest, taxes, depreciation and amortisation (Ebitda) rose 6 per cent to ₹628 crore, compared with ₹597 crore in the year-ago period. Ebitda margin stood at 21 per cent.

DLF said new sales bookings surged 78 per cent year-over-year to ₹11,425 crore in the quarter, the highest-ever for the company. The growth was led by its luxury residential launch, Privana North, which sold out all 1,164 units within a week.

“Encouraging response to DLF Privana North reaffirmed sustained demand for high-quality developments backed by a strong brand and superior execution capabilities,” the company said.

It already has a strong pipeline of key projects coming up in Mumbai and Goa, along with the next phase to super luxury residential project, The Dahlias, coming up in Gurugram.

“We remain enthused on the prospects of the housing demand backed by a resilient economy, growth-oriented policies of the government and central bank,” the company said.

Marico earnings up 8.2% at ₹513 crore

PRESS TRUST OF INDIA
New Delhi, 4 August

Homegrown fast-moving consumer goods firm Marico on Monday reported an 8.23 per cent increase in consolidated net profit to ₹513 crore in the June quarter on the back of volume growth in India and robust performance in international markets.

The company posted a consolidated net profit of ₹474 crore in the year-ago period, Marico Ltd said in a regulatory filing. Consolidated revenue from operations during the quarter under review stood at ₹3,259 crore as against ₹2,643 crore a year earlier, it added.

Total expenses were higher at ₹2,659 crore as compared to ₹2,075 crore in the same period last financial year, the company said. In a statement, Marico said its consolidated and domestic revenue growth, as well as underlying volume growth in the India business, stood at multi-quarter highs. “The financial year has begun on a promising note for both our India and international businesses. The improving trajectory of our core portfolios, coupled with accelerated growth in foods and digital-first portfolio, have driven underlying volume growth in the India business closer to double digits,” Marico Ltd MD & CEO Saugata Gupta said.

‘One board seat can’t alter course’

Sona logs 14% fall in net

DEEPAK PATEL
New Delhi, 4 August

A single director's nomination on a nine-member board, where six are independent, does not affect the functioning or control of the company, said Vivek Vikram Singh, managing director (MD) of Sona BLW Precision Forgings Ltd (Sona Comstar), calling the suggestion that it could do so “very bizarre” during a post-results analyst call on Monday.

Singh was responding to concerns raised after the recent appointment of Priya Sachdev Kapur, wife of late chairman Sunjay Kapur, as a non-executive director — a move that was opposed by Rani Kapur, mother of Sunjay Kapur. Singh told the analysts: “How one director's appointment, out of a nine-member board wherein six are independent board members, makes any difference to the running of the firm is very bizarre to me.”

Sona Comstar reported a 14.1 per cent Y-o-Y drop in consolidated profit to ₹121.7 crore for the first quarter of 2025-26, citing geopolitical pressures such as tariff issues with the US and rare-earth magnet crunch.

Ather Energy’s losses narrow, revenue surges 79%

ANJALI SINGH
Mumbai, 4 August

Electric two-wheeler maker Ather Energy narrowed its losses to ₹178 crore for the first quarter of the financial year 2026 (Q1FY26) from ₹183 crore in the












corresponding quarter last year, whereas the revenue from operations surged by 79 per cent year-on-year to ₹645 crore from ₹360 crore.

The company attributed the improvement to a shift towards more premium products in its portfolio,

favourable commodity costs, particularly battery cells, and its continued focus on research and development-driven value engineering.

Tarun Mehta, executive director and chief executive of Ather Energy, said: “This quarter saw significant

growth in our margins, demonstrating our strong focus on profitability. Even as we expand pan-India, our ASP has held steady, and our market share continues to grow. We are now scaling up quickly across central India, which has ramped up faster than expected.”

<div><div></div><div><div>SONA COMSTAR</div><div>CIN: L27300HR1995PLC083037</div><div>Registered and Corporate Office: Sona Enclave, Village Begumpur Khatola, Sector 35, Gurugram, Haryana – 122004, India</div><div>Telephone: +91 124 476 8200</div><div>E-mail: investor@sonacomstar.com, Website: www.sonacomstar.com</div></div></div>								
SONA BLW PRECISION FORGINGS LIMITED								
CIN: L27300HR1995PLC083037								
Registered and Corporate Office: Sona Enclave, Village Begumpur Khatola, Sector 35, Gurugram, Haryana – 122004, India								
Telephone: +91 124 476 8200								
E-mail: investor@sonacomstar.com, Website: www.sonacomstar.com								
Standalone & Consolidated Statement of Profit and Loss for the Quarter ended 30th June, 2025								
(Figures in Million ₹, unless stated otherwise)								
Particulars	Standalone				Consolidated			
	Quarter ended 30th June 2025	Quarter ended 31st March 2025	Quarter ended 30th June 2024	Year ended 31st March 2025	Quarter ended 30th June 2025	Quarter ended 31st March 2025	Quarter ended 30th June 2024	Year ended 31st March 2025
	(Unaudited)	(Unaudited)	(Unaudited)	(Audited)	(Unaudited)	(Unaudited)	(Unaudited)	(Audited)
Income								
Revenue from operations	7675.97	7733.56	8310.75	32327.98	8508.98	8684.26	8930.33	35545.35
Other income	427.75	504.19	250.93	1407.78	441.88	521.52	69.57	1269.16
Total income	8103.72	8237.75	8561.68	33735.76	8950.86	9205.78	8999.90	36814.51
Total expenses	6397.44	6192.10	6545.83	25827.74	7206.73	7033.26	7111.15	28638.31
Profit/(loss) before exceptional items and tax	1706.28	2045.65	2015.85	7908.02	1744.13	2172.52	1888.75	8176.20
Exceptional item	91.74	25.73	-	192.85	91.74	25.73	-	192.85
Profit before tax	1614.54	2019.92	2015.85	7715.17	1652.39	2146.79	1888.75	7983.35
Total tax expense	413.24	501.47	466.25	1918.29	435.30	509.94	471.61	1986.47
Profit/ (Loss) for the period/year	1201.30	1518.45	1549.60	5796.88	1217.09	1636.85	1417.14	5996.88
Other comprehensive (loss)/ income for the period/year	(47.49)	109.59	25.44	6.08	128.97	153.26	(7.61)	42.58
Total comprehensive income for the period/year	1153.81	1628.04	1575.04	5802.96	1346.06	1790.11	1409.53	6039.46
Earnings per equity share of face value of ₹ 10 each (not annualised)								
Earnings per share (Basic) (in ₹)	1.93	2.44	2.64	9.57	2.01	2.64	2.42	9.92
Earnings per share (Diluted) (in ₹)	1.93	2.44	2.64	9.57	2.01	2.64	2.42	9.92
<div><div></div><div><p>Note:</p><ol style="list-style-type: none">The above is an extract of the detailed format of financial results filed with the Stock Exchange(s) under Regulation 33 of the SEBI (Listing Obligations and Disclosure Requirements) Regulations, 2015. The full format of the financial results are available on the website of the Company, BSE and NSE.The above financial results have been reviewed and recommended by the Audit Committee and have been approved and taken on record by the Board of Directors at its meeting held on 04th August, 2025.</div></div>								
The same can be accessed by scanning the above QR Code								
<div><div></div><div></div><div></div><div></div><div></div><div></div><div></div><div></div><div></div></div>								
SONA	SONA BLW	SONA COMSTAR	COMSTAR	COMSTAR	COMSTAR	COMSTAR	COMSTAR	COMSTAR
For and on behalf of the Board of Directors SONA BLW PRECISION FORGINGS LIMITED Sd/- Vivek Vikram Singh Managing Director and Group Chief Executive Officer DIN: 07698495 Date : 04th August, 2025 Place : Gurugram								

YOUR ECOSYSTEM TO THINK BIG

#WellnessAtWork



Grade A+ Office Parks



220+ Occupants



Integrated Lifestyle Destinations



99.9% Green Buildings

PAN-INDIA PRESENCE ACROSS MUMBAI | PUNE | HYDERABAD | CHENNAI



Website: www.mindspacereit.com

Phone: 022-26564000

DLF Q1 profit up 18% on record bookings

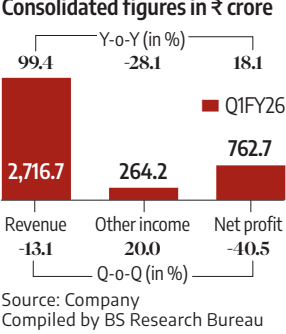
SANKET KOUL
New Delhi, 4 August

Realty major DLF reported an 18 per cent increase in consolidated net profit for the first quarter of FY26, driven by record-high new sales bookings and strong operational performance, underscoring buoyant demand in India's premium housing market.

The country's largest real estate developer by market capitalisation posted a net profit of ₹762.67 crore for the quarter ended June 30, up from ₹644.67 crore a year earlier. The company remains confident of achieving, and potentially exceeding, its full-year sales guidance of ₹20,000-22,000 crore.

Revenue from operations nearly doubled to ₹2,716.70 crore, up 99 per cent from ₹1,362.35 crore in the same quarter last year. Total income

Report card



climbed 42 per cent year-over-year to ₹2,980.8 crore, the company said in a BSE filing on Monday.

Earnings before interest, taxes, depreciation and amortisation (Ebitda) rose 6 per cent to ₹628 crore, compared with ₹597 crore in the year-ago period. Ebitda margin stood at 21 per cent.

DLF said new sales bookings surged 78 per cent year-over-year to ₹11,425 crore in the quarter, the highest-ever for the company. The growth was led by its luxury residential launch, Privana North, which sold out all 1,164 units within a week.

“Encouraging response to DLF Privana North reaffirmed sustained demand for high-quality developments backed by a strong brand and superior execution capabilities,” the company said.

It already has a strong pipeline of key projects coming up in Mumbai and Goa, along with the next phase to super luxury residential project, The Dahlias, coming up in Gurugram.

“We remain enthused on the prospects of the housing demand backed by a resilient economy, growth-oriented policies of the government and central bank,” the company said.

Marico earnings up 8.2% at ₹513 crore

PRESS TRUST OF INDIA
New Delhi, 4 August

Homegrown fast-moving consumer goods firm Marico on Monday reported an 8.23 per cent increase in consolidated net profit to ₹513 crore in the June quarter on the back of volume growth in India and robust performance in international markets.

The company posted a consolidated net profit of ₹474 crore in the year-ago period, Marico Ltd said in a regulatory filing. Consolidated revenue from operations during the quarter under review stood at ₹3,259 crore as against ₹2,643 crore a year earlier, it added.

Total expenses were higher at ₹2,659 crore as compared to ₹2,075 crore in the same period last financial year, the company said. In a statement, Marico said its consolidated and domestic revenue growth, as well as underlying volume growth in the India business, stood at multi-quarter highs. “The financial year has begun on a promising note for both our India and international businesses. The improving trajectory of our core portfolios, coupled with accelerated growth in foods and digital-first portfolio, have driven underlying volume growth in the India business closer to double digits,” Marico Ltd MD & CEO Saugata Gupta said.

‘One board seat can’t alter course’

Sona logs 14% fall in net

DEEPAK PATEL
New Delhi, 4 August

A single director's nomination on a nine-member board, where six are independent, does not affect the functioning or control of the company, said Vivek Vikram Singh, managing director (MD) of Sona BLW Precision Forgings Ltd (Sona Comstar), calling the suggestion that it could do so “very bizarre” during a post-results analyst call on Monday.

Singh was responding to concerns raised after the recent appointment of Priya Sachdev Kapur, wife of late chairman Sunjay Kapur, as a non-executive director — a move that was opposed by Rani Kapur, mother of Sunjay Kapur. Singh told the analysts: “How one director's appointment, out of a nine-member board wherein six are independent board members, makes any difference to the running of the firm is very bizarre to me.”

Sona Comstar reported a 14.1 per cent Y-o-Y drop in consolidated profit to ₹121.7 crore for the first quarter of 2025-26, citing geopolitical pressures such as tariff issues with the US and rare-earth magnet crunch.

Ather Energy’s losses narrow, revenue surges 79%

ANJALI SINGH
Mumbai, 4 August

Electric two-wheeler maker Ather Energy narrowed its losses to ₹178 crore for the first quarter of the financial year 2026 (Q1FY26) from ₹183 crore in the


corresponding quarter last year, whereas the revenue from operations surged by 79 per cent year-on-year to ₹645 crore from ₹360 crore.

The company attributed the improvement to a shift towards more premium products in its portfolio,


favourable commodity costs, particularly battery cells, and its continued focus on research and development-driven value engineering.

Tarun Mehta, executive director and chief executive of Ather Energy, said: “This quarter saw significant

growth in our margins, demonstrating our strong focus on profitability. Even as we expand pan-India, our ASP has held steady, and our market share continues to grow. We are now scaling up quickly across central India, which has ramped up faster than expected.”




SONA COMSTAR
SONA BLW PRECISION FORGINGS LIMITED
CIN: L27300HR1995PLC083037
Registered and Corporate Office: Sona Enclave, Village Begumpur Khatola, Sector 35, Gurugram, Haryana – 122004, India
Telephone: +91 124 476 8200
E-mail: investor@sonacomstar.com, Website: www.sonacomstar.com



Standalone & Consolidated Statement of Profit and Loss for the Quarter ended 30th June, 2025
(Figures in Million ₹, unless stated otherwise)










Particulars	Standalone				Consolidated			
	Quarter ended 30th June 2025	Quarter ended 31st March 2025	Quarter ended 30th June 2024	Year ended 31st March 2025	Quarter ended 30th June 2025	Quarter ended 31st March 2025	Quarter ended 30th June 2024	Year ended 31st March 2025
	(Unaudited)	(Unaudited)	(Unaudited)	(Audited)	(Unaudited)	(Unaudited)	(Unaudited)	(Audited)
Income								
Revenue from operations	7675.97	7733.56	8310.75	32327.98	8508.98	8684.26	8930.33	35545.35
Other income	427.75	504.19	250.93	1407.78	441.88	521.52	69.57	1269.16
Total income	8103.72	8237.75	8561.68	33735.76	8950.86	9205.78	8999.90	36814.51
Total expenses	6397.44	6192.10	6545.83	25827.74	7206.73	7033.26	7111.15	28638.31
Profit/(loss) before exceptional items and tax	1706.28	2045.65	2015.85	7908.02	1744.13	2172.52	1888.75	8176.20
Exceptional item	91.74	25.73	-	192.85	91.74	25.73	-	192.85
Profit before tax	1614.54	2019.92	2015.85	7715.17	1652.39	2146.79	1888.75	7983.35
Total tax expense	413.24	501.47	466.25	1918.29	435.30	509.94	471.61	1986.47
Profit/ (Loss) for the period/year	1201.30	1518.45	1549.60	5796.88	1217.09	1636.85	1417.14	5996.88
Other comprehensive (loss)/ income for the period/year	(47.49)	109.59	25.44	6.08	128.97	153.26	(7.61)	42.58
Total comprehensive income for the period/year	1153.81	1628.04	1575.04	5802.96	1346.06	1790.11	1409.53	6039.46
Earnings per equity share of face value of ₹ 10 each (not annualised)								
Earnings per share (Basic) (in ₹)	1.93	2.44	2.64	9.57	2.01	2.64	2.42	9.92
Earnings per share (Diluted) (in ₹)	1.93	2.44	2.64	9.57	2.01	2.64	2.42	9.92



Note:

- The above is an extract of the detailed format of financial results filed with the Stock Exchange(s) under Regulation 33 of the SEBI (Listing Obligations and Disclosure Requirements) Regulations, 2015. The full format of the financial results are available on the website of the Company, BSE and NSE.
- The above financial results have been reviewed and recommended by the Audit Committee and have been approved and taken on record by the Board of Directors at its meeting held on 04th August, 2025.

The same can be accessed by scanning the above QR Code





SONA

SONA BLW

SONA COMSTAR

COMSTAR











 **COMSTAR**


 **E-STAR**
(E-STAR)


For and on behalf of the Board of Directors
SONA BLW PRECISION FORGINGS LIMITED
Sd/-
Vivek Vikram Singh
Managing Director and Group
Chief Executive Officer
DIN: 07698495
Date : 04th August, 2025
Place : Gurugram


YOUR ECOSYSTEM TO THINK BIG


#WellnessAtWork









**Grade A+ Office Parks**

**220+ Occupants**

**Integrated Lifestyle Destinations**

**99.9% Green Buildings**

PAN-INDIA PRESENCE ACROSS MUMBAI | PUNE | HYDERABAD | CHENNAI



Website: www.mindspacereit.com

MINDSPACE BUSINESS PARKS REIT
K RAHEJA CORP INVESTMENT MANAGERS PRIVATE LIMITED (Acting in capacity as the Investment Manager of Mindspace Business Parks REIT)

Principal Place of Business: Raheja Tower, Block 'G', Plot No. C-30, Bandra Kurla Complex, Bandra (E), Mumbai 400 051.
Phone : 022-26564000, RN.IN/REIT/19-20/0003

EXTRACT OF CONSOLIDATED FINANCIAL RESULTS FOR THE QUARTER ENDED 30 JUNE 2025
(Regulation 52 (8), read with Regulation 52 (4) of the SEBI (Listing Obligations and Disclosure Requirements) Regulations, 2015 (Listing Regulations))
Rs. in million

Sr. No.	Particulars	For the quarter ended 30 June 2025	For the quarter ended 31 March 2025	For the quarter ended 30 June 2024	For the year ended 31 March 2025
		(Unaudited)	(Unaudited)	(Unaudited)	(Audited)
1.	Total Income from Operations	7,548.07	7,077.67	6,412.34	26,756.27
2.	Net Profit for the period/year (before Tax, Exceptional and/or Extraordinary items)	2,590.54	2,502.73	2,343.16	9,714.75
3.	Net Profit for the period/year before tax (after Exceptional and/or Extraordinary items)	2,590.54	2,493.38	2,343.16	9,681.53
4.	Net Profit for the period/year after tax (after Exceptional and/or Extraordinary items)	1,667.95	961.11	1,377.05	5,137.46
5.	Total Comprehensive Income for the period/year [Comprising Profit for the period (after tax) and Other Comprehensive Income (after tax)]	1,666.60	957.11	1,377.05	5,134.32
6.	Unit Capital	168,964.04	168,964.04	162,838.83	168,964.04
7.	Reserves (excluding Revaluation Reserve)	-25,514.05	-25,276.62	-22,695.68	-25,276.62
8.	Securities Premium Account	-	-	-	-
9.	Net worth	138,187.05	140,544.44	140,143.16	140,544.44
10.	Paid up Debt Capital/Outstanding Debt	103,123.83	101,097.82	75,073.78	101,097.82
11.	Outstanding Redeemable Preference Shares	-	-	-	-
12.	Debt Equity Ratio	0.71	0.68	0.51	0.68
13.	Earnings Per Unit (for continuing and discontinued operations) (not annualized) (after net movement in regulatory deferral balances)				
1.	Basic:	2.57	1.45	2.16	8.02
2.	Diluted:	2.57	1.45	2.16	8.02
14.	Capital Redemption Reserve	-	-	-	-
15.	Debenture Redemption Reserve	-	-	-	-
16.	Debt Service Coverage Ratio	0.87	2.75	3.10	2.91
17.	Interest Service Coverage Ratio	2.95	3.46	3.84	3.68

Notes:

- The Consolidated Financial Results for the quarter ended 30 June 2025 have been reviewed by the Audit Committee and thereafter approved by the Board of directors of K Raheja Corp Investment Managers Private Limited (Acting in capacity as the Investment Manager of Mindspace Business Parks REIT), in its meeting held on 04 August 2025. The Statutory Auditors of Mindspace REIT have issued an unmodified opinion.
- The Consolidated Financial Results has been prepared in accordance with the requirements of Securities and Exchange Board of India (Real Estate Investment Trusts) Regulations, 2014 as amended from time to time ("the REIT regulations"), including any guidelines and circulars issued thereunder read with SEBI Master Circular No. SEBI/HO/DDHS-PoD-2/P/CIR/2025/99 dated 11 July 2025 ("SEBI Circulars"); recognition and measurement principles laid down in Indian Accounting Standard 34 - Interim Financial Reporting (Ind AS 34), as prescribed in Rule 2(1)(a) of the Companies (Indian Accounting Standards) Rules, 2015 (as amended), other accounting principles generally accepted in India, to the extent not inconsistent with the REIT regulations; Regulation 52 and Regulation 54 of the SEBI (Listing Obligations and Disclosure Requirements) Regulations 2015, as amended from time to time ("Listing Regulations"). The accounting policies adopted and methods of computation followed are consistent with those of the previous financial year.
- The above is an extract of the detailed format of the The Consolidated Financial Results filed with BSE Limited and National Stock Exchange of India Limited pursuant to Regulation 52 and Regulation 54 of the Listing Regulations. The full format of the financial results and other line items referred in Regulation 52 (4) of the Listing Regulations, pertinent disclosures have been made to the BSE Limited website www.bseindia.com, National Stock Exchange of India Limited website www.nseindia.com and can be accessed on the Mindspace REIT website at <https://www.mindspacereit.com/home>.
- The figures for the quarter ended 31 March 2025 are the balancing figures between the audited figures in respect of the financial year ended 31 March 2025 and the published year to date figures up to 31 December 2024 being the date of the end of the third quarter of the financial year which were subjected to a limited review.
- The figures for the previous periods/year are re-classified/re-arranged/re-grouped, wherever necessary.
- There is no change in accounting policies for the quarter ended 30 June 2025.

For and on behalf of K Raheja Corp Investment Managers Private Limited.
(acting as the Manager to Mindspace Business Parks REIT)

Sd/-
Director

Phone: 022-26564000

Ather Energy's losses narrow, revenue surges 79%

DLF Q1 profit up 18% on record bookings

SANKET KOUL
New Delhi, 4 August

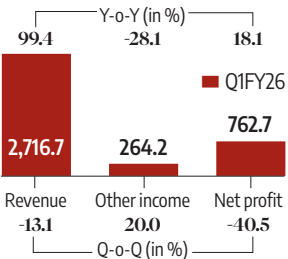
Realty major DLF reported an 18 per cent increase in consolidated net profit for the first quarter of FY26, driven by record-high new sales bookings and strong operational performance, underscoring buoyant demand in India's premium housing market.

The country's largest real estate developer by market capitalisation posted a net profit of ₹762.67 crore for the quarter ended June 30, up from ₹644.67 crore a year earlier. The company remains confident of achieving, and potentially exceeding, its full-year sales guidance of ₹20,000-22,000 crore.

Revenue from operations nearly doubled to ₹2,716.70 crore, up 99 per cent from ₹1,362.35 crore in the same quarter last year. Total income

Report card

Consolidated figures in ₹ crore



Source: Company
Compiled by BS Research Bureau

climbed 42 per cent year-over-year to ₹2,980.8 crore, the company said in a BSE filing on Monday.

Earnings before interest, taxes, depreciation and amortisation (Ebitda) rose 6 per cent to ₹628 crore, compared with ₹597 crore in the year-ago period. Ebitda margin stood at 21 per cent.

DLF said new sales bookings surged 78 per cent year-over-year to ₹11,425 crore in the quarter, the highest-ever for the company. The growth was led by its luxury residential launch, Privana North, which sold out all 1,164 units within a week.

“Encouraging response to DLF Privana North reaffirmed sustained demand for high-quality developments backed by a strong brand and superior execution capabilities,” the company said.

It already has a strong pipeline of key projects coming up in Mumbai and Goa, along with the next phase to super luxury residential project, The Dahlias, coming up in Gurugram.

“We remain enthused on the prospects of the housing demand backed by a resilient economy, growth-oriented policies of the government and central bank,” the company said.

Marico earnings up 8.2% at ₹513 crore

PRESS TRUST OF INDIA
New Delhi, 4 August

Homegrown fast-moving consumer goods firm Marico on Monday reported an 8.23 per cent increase in consolidated net profit to ₹513 crore in the June quarter on the back of volume growth in India and robust performance in international markets.

The company posted a consolidated net profit of ₹474 crore in the year-ago period, Marico Ltd said in a regulatory filing. Consolidated revenue from operations during the quarter under review stood at ₹3,259 crore as against ₹2,643 crore a year earlier, it added.

Total expenses were higher at ₹2,659 crore as compared to ₹2,075 crore in the same period last financial year, the company said. In a statement, Marico said its consolidated and domestic revenue growth, as well as underlying volume growth in the India business, stood at multi-quarter highs. “The financial year has begun on a promising note for both our India and international businesses. The improving trajectory of our core portfolios, coupled with accelerated growth in foods and digital-first portfolio, have driven underlying volume growth in the India business closer to double digits,” Marico Ltd MD & CEO Saugata Gupta said.

‘One board seat can’t alter course’

Sona logs 14% fall in net

DEEPAK PATEL
New Delhi, 4 August

A single director's nomination on a nine-member board, where six are independent, does not affect the functioning or control of the company, said Vivek Vikram Singh, managing director (MD) of Sona BLW Precision Forgings Ltd (Sona Comstar), calling the suggestion that it could do so “very bizarre” during a post-results analyst call on Monday.

Singh was responding to concerns raised after the recent appointment of Priya Sachdev Kapur, wife of late chairman Sunjay Kapur, as a non-executive director — a move that was opposed by Rani Kapur, mother of Sunjay Kapur. Singh told the analysts: “How one director's appointment, out of a nine-member board wherein six are independent board members, makes any difference to the running of the firm is very bizarre to me.”

Sona Comstar reported a 14.1 per cent Y-o-Y drop in consolidated profit to ₹121.7 crore for the first quarter of 2025-26, citing geopolitical pressures such as tariff issues with the US and rare-earth magnet crunch.

Ather Energy’s losses narrow, revenue surges 79%

ANJALI SINGH
Mumbai, 4 August

Electric two-wheeler maker Ather Energy narrowed its losses to ₹178 crore for the first quarter of the financial year 2026 (Q1FY26) from ₹183 crore in the












corresponding quarter last year, whereas the revenue from operations surged by 79 per cent year-on-year to ₹645 crore from ₹360 crore.

The company attributed the improvement to a shift towards more premium products in its portfolio,

favourable commodity costs, particularly battery cells, and its continued focus on research and development-driven value engineering.

Tarun Mehta, executive director and chief executive of Ather Energy, said: “This quarter saw significant

growth in our margins, demonstrating our strong focus on profitability. Even as we expand pan-India, our ASP has held steady, and our market share continues to grow. We are now scaling up quickly across central India, which has ramped up faster than expected.”

<div><div></div><div><div>SONA COMSTAR</div><div>L27300HR1995PLC083037</div><div>Registered and Corporate Office: Sona Enclave, Village Begumpur Khatola, Sector 35, Gurugram, Haryana – 122004, India</div><div>Telephone: +91 124 476 8200</div><div>E-mail: investor@sonacomstar.com, Website: www.sonacomstar.com</div></div></div>								
SONA BLW PRECISION FORGINGS LIMITED								
Registered and Corporate Office: Sona Enclave, Village Begumpur Khatola, Sector 35, Gurugram, Haryana – 122004, India								
Telephone: +91 124 476 8200								
E-mail: investor@sonacomstar.com, Website: www.sonacomstar.com								
Standalone & Consolidated Statement of Profit and Loss for the Quarter ended 30th June, 2025								
(Figures in Million ₹, unless stated otherwise)								
Particulars	Standalone				Consolidated			
	Quarter ended 30th June 2025	Quarter ended 31st March 2025	Quarter ended 30th June 2024	Year ended 31st March 2025	Quarter ended 30th June 2025	Quarter ended 31st March 2025	Quarter ended 30th June 2024	Year ended 31st March 2025
	(Unaudited)	(Unaudited)	(Unaudited)	(Audited)	(Unaudited)	(Unaudited)	(Unaudited)	(Audited)
Income								
Revenue from operations	7675.97	7733.56	8310.75	32327.98	8508.98	8684.26	8930.33	35545.35
Other income	427.75	504.19	250.93	1407.78	441.88	521.52	69.57	1269.16
Total income	8103.72	8237.75	8561.68	33735.76	8950.86	9205.78	8999.90	36814.51
Total expenses	6397.44	6192.10	6545.83	25827.74	7206.73	7033.26	7111.15	28638.31
Profit/(loss) before exceptional items and tax	1706.28	2045.65	2015.85	7908.02	1744.13	2172.52	1888.75	8176.20
Exceptional item	91.74	25.73	-	192.85	91.74	25.73	-	192.85
Profit before tax	1614.54	2019.92	2015.85	7715.17	1652.39	2146.79	1888.75	7983.35
Total tax expense	413.24	501.47	466.25	1918.29	435.30	509.94	471.61	1986.47
Profit/ (Loss) for the period/year	1201.30	1518.45	1549.60	5796.88	1217.09	1636.85	1417.14	5996.88
Other comprehensive (loss)/ income for the period/year	(47.49)	109.59	25.44	6.08	128.97	153.26	(7.61)	42.58
Total comprehensive income for the period/year	1153.81	1628.04	1575.04	5802.96	1346.06	1790.11	1409.53	6039.46
Earnings per equity share of face value of ₹ 10 each (not annualised)								
Earnings per share (Basic) (in ₹)	1.93	2.44	2.64	9.57	2.01	2.64	2.42	9.92
Earnings per share (Diluted) (in ₹)	1.93	2.44	2.64	9.57	2.01	2.64	2.42	9.92
<div><div></div><div><p>Note:</p><ol style="list-style-type: none">The above is an extract of the detailed format of financial results filed with the Stock Exchange(s) under Regulation 33 of the SEBI (Listing Obligations and Disclosure Requirements) Regulations, 2015. The full format of the financial results are available on the website of the Company, BSE and NSE.The above financial results have been reviewed and recommended by the Audit Committee and have been approved and taken on record by the Board of Directors at its meeting held on 04th August, 2025.</div></div>								
The same can be accessed by scanning the above QR Code								
<div><div></div><div><div>SONA</div><div>SONA BLW</div><div>SONA COMSTAR</div><div>COMSTAR</div><div>COMSTAR</div><div>COMSTAR</div><div>COMSTAR</div><div>COMSTAR</div><div>COMSTAR</div></div></div>								
<div><div>For and on behalf of the Board of Directors</div><div>SONA BLW PRECISION FORGINGS LIMITED</div><div>Sd/-</div><div>Vivek Vikram Singh</div><div>Managing Director and Group</div><div>Chief Executive Officer</div><div>DIN: 07698495</div><div>Date : 04th August, 2025</div><div>Place : Gurugram</div></div>								

YOUR ECOSYSTEM TO THINK BIG

#WellnessAtWork



Grade A+ Office Parks



220+ Occupants



Integrated Lifestyle Destinations



99.9% Green Buildings

PAN-INDIA PRESENCE ACROSS MUMBAI | PUNE | HYDERABAD | CHENNAI



Website: www.mindspacereit.com

Phone: 022-26564000