

Summary Valuation Report

Portfolio of Mindspace Business Parks REIT

Submitted To:

**K. Raheja Corp. Investment Managers Private
Limited (formerly known as K Raheja Corp
Investment Managers LLP)**

(acting as the Manager to Mindspace Business Parks
REIT)

Date of Valuation:

30-Sep-2023

Date of Report:

23-Oct-2023

Prepared By:

KZEN VALTECH PRIVATE LIMITED

IBBI/RV-E/05/2022/164

DISCLAIMER

This report is prepared exclusively for the benefit and use of K Raheja Corp Investment Managers Private Limited ("Recipient" or "Entity" or "Manager") and/ or its associates and, other than publications for the disclosure of valuation of assets forming part of the portfolio of Mindspace Business Parks REIT ("Mindspace REIT"), in accordance with the Securities and Exchange Board of India (Real Estate Investment Trusts) Regulations, 2014, as amended, together with clarifications, guidelines and notifications thereunder in the Indian stock exchanges. The Entity is the investment manager to Mindspace Business Parks REIT, a Real Estate Investment Trust under the Securities and Exchanges Board of India (Real Estate Investment Trust), 2014 and amended till date ("SEBI REIT Regulations"). The Manager may share the report with its appointed advisors for any statutory or reporting requirements, in connection with the disclosure of valuation of assets, forming part of the portfolio of Mindspace REIT. Neither this report nor any of its contents may be used for any other purpose other than the purpose as agreed upon in the Letter of Engagement ("LOE") dated 27 March 2023 without the prior written consent of the Valuer.

The information in this report reflects prevailing conditions and the view of Valuer as of this date, all of which are, accordingly, subject to change. In preparation of this report, the accuracy and completeness of information shared by the Manager has been relied upon and assumed, without independent verification, while applying reasonable professional judgment by the Valuer.

This report has been prepared upon the express understanding that it will be used only for the purposes set out in the LOE dated 27 March 2023. The Valuer is under no obligation to provide the Recipient with access to any additional information with respect to this report unless required by any prevailing law, rule, statute or regulation.

This report should not be deemed an indication of the state of affairs of the real estate financing industry nor shall it constitute an indication that there has been no change in the business or state of affairs of the industry since the date of preparation of this document.

TABLE OF CONTENTS

1	INTRODUCTION	6
1.1	INSTRUCTIONS	6
1.2	PURPOSE OF VALUATION	6
1.3	RELIANT PARTIES	7
1.4	VALUER'S CAPABILITY	7
1.5	INDEPENDENCE, CONFLICT OF INTEREST AND VALUER'S INTEREST	8
1.6	ASSUMPTIONS, DEPARTURES AND RESERVATIONS	10
1.7	GENERAL COMMENT	10
1.8	CONFIDENTIALITY	10
1.9	AUTHORITY	11
1.10	LIMITATION OF LIABILITY	11
1.11	DISCLOSURE AND PUBLICATION	11
1.12	ANTI-BRIBERY AND ANTI-CORRUPTION	12
2	VALUATION APPROACH AND METHODOLOGY	15
2.1	VALUATION STANDARDS ADOPTED	15
2.2	BASIS OF VALUATION	15
2.3	APPROACH AND METHODOLOGY	15
2.4	ADOPTED PROCEDURE	17
3	VALUATION SUMMARY	19
3.1	ASSUMPTIONS, DISCLAIMER, LIMITATIONS & QUALIFICATIONS	20
4	SUBJECT PROPERTIES	21
4.1	MINDSPACE MADHAPUR (SUNDEW PROPERTIES LTD), HYDERABAD	21
4.1.1	DETAILS OF THE PROJECT SITE AND/ OR PROJECT	21
4.1.2	DESCRIPTION OF THE PROJECT	22
4.1.3	LOCATION OF THE PROJECT	23
4.1.4	KEY ASSUMPTIONS AND INPUTS	24
4.1.5	MARKET VALUE	24
4.2	MINDSPACE MADHAPUR (K RAHEJA ITP PARK LTD), HYDERABAD	25
4.2.1	DETAILS OF THE PROJECT SITE AND / OR PROJECT	25
4.2.2	DESCRIPTION OF THE PROJECT	26
4.2.3	LOCATION OF THE PROJECT	28
4.2.4	KEY ASSUMPTIONS AND INPUTS	29
4.2.5	MARKET VALUE	29
4.3	MINDSPACE MADHAPUR (INTIME PROPERTIES LTD), HYDERABAD	30
4.3.1	DETAILS OF THE PROJECT SITE AND / OR PROJECT	30
4.3.2	DESCRIPTION OF THE PROJECT	30
4.3.3	LOCATION OF THE PROJECT	31
4.3.4	KEY ASSUMPTIONS AND INPUTS	33
4.3.5	MARKET VALUE	33
4.4	MINDSPACE AIROLI EAST, MUMBAI	34
4.4.1	DETAILS OF THE PROJECT SITE AND / OR PROJECT	34
4.4.2	DESCRIPTION OF THE PROJECT	35
4.4.3	LOCATION OF THE PROJECT	39
4.4.4	KEY ASSUMPTIONS AND INPUTS	39
4.4.5	POWER DISTRIBUTION SERVICES	40
4.4.6	ADOPTED METHODOLOGY FOR POWER DISTRIBUTION SERVICES	40
4.4.7	KEY ASSUMPTIONS AND INPUTS FOR POWER DISTRIBUTION SERVICES	41
4.4.8	MARKET VALUE	41
4.5	MINDSPACE AIROLI WEST, MUMBAI	42
4.5.1	DETAILS OF THE PROJECT SITE AND / OR PROJECT	42

4.5.2	DESCRIPTION OF THE PROJECT	43
4.5.3	LOCATION OF THE PROJECT	45
4.5.4	KEY ASSUMPTIONS AND INPUTS	46
4.5.5	POWER DISTRIBUTION SERVICES	47
4.5.6	ADOPTED METHODOLOGY FOR POWER DISTRIBUTION SERVICES	47
4.5.7	KEY ASSUMPTIONS AND INPUTS FOR POWER DISTRIBUTION SERVICES	47
4.5.8	MARKET VALUE	48
4.6	PARADIGM MINDSPACE MALAD, MUMBAI	49
4.6.1	DETAILS OF THE PROJECT SITE AND / OR PROJECT	49
4.6.2	DESCRIPTION OF THE PROJECT	49
4.6.3	LOCATION OF THE PROJECT	51
4.6.4	KEY ASSUMPTIONS AND INPUTS	51
4.6.5	MARKET VALUE	52
4.7	THE SQUARE, BKC, MUMBAI	53
4.7.1	DETAILS OF THE PROJECT SITE AND / OR PROJECT	53
4.7.2	DESCRIPTION OF THE PROJECT	53
4.7.3	LOCATION OF THE PROJECT	54
4.7.4	KEY ASSUMPTIONS AND INPUTS	55
4.7.5	MARKET VALUE	56
4.8	COMMERZONE, YERWADA, PUNE	57
4.8.1	DETAILS OF THE PROJECT SITE AND / OR PROJECT	57
4.8.2	DESCRIPTION OF THE PROJECT	57
4.8.3	LOCATION OF THE PROJECT	59
4.8.4	KEY ASSUMPTIONS AND INPUTS	60
4.8.5	MARKET VALUE	60
4.9	GERA COMMERZONE, KHARADI, PUNE	61
4.9.1	DETAILS OF THE PROJECT SITE AND / OR PROJECT	61
4.9.2	DESCRIPTION OF THE PROJECT	61
4.9.3	LOCATION OF THE PROJECT	63
4.9.4	KEY ASSUMPTIONS AND INPUTS	65
4.9.5	POWER DISTRIBUTION SERVICES	65
4.9.6	ADOPTED METHODOLOGY FOR POWER DISTRIBUTION SERVICES	65
4.9.7	KEY ASSUMPTIONS AND INPUTS FOR POWER DISTRIBUTION SERVICES	66
4.9.8	FACILITIES MANAGEMENT SERVICES	66
4.9.9	KEY ASSUMPTIONS	66
4.9.10	MARKET VALUE	67
4.10	THE SQUARE, NAGAR ROAD, PUNE	68
4.10.1	DETAILS OF THE PROJECT SITE AND / OR PROJECT	68
4.10.2	DESCRIPTION OF THE PROJECT	68
4.10.3	LOCATION OF THE PROJECT	70
4.10.4	KEY ASSUMPTIONS AND INPUTS	72
4.10.5	MARKET VALUE	72
4.11	COMMERZONE, PORUR, CHENNAI	73
4.11.1	DETAILS OF THE PROJECT SITE AND / OR PROJECT	73
4.11.2	DESCRIPTION OF THE PROJECT	73
4.11.3	LOCATION OF THE PROJECT	74
4.11.4	KEY ASSUMPTIONS AND INPUTS	76
4.11.5	MARKET VALUE	76
4.12	MINDSPACE POCHARAM, HYDERABAD	77
4.12.1	DETAILS OF THE PROJECT SITE AND / OR PROJECT	77
4.12.2	DESCRIPTION OF THE PROJECT	77
4.12.3	LOCATION OF THE PROJECT	78
4.12.4	KEY ASSUMPTIONS AND INPUTS	80
4.12.5	MARKET VALUE	80

LIST OF ABBREVIATIONS

CBD	Central Business District
CY	Current Year
INR	Indian National Rupees
IT/ITES	Information Technology/IT enabled Services
IVSC	International Valuation Standards Committee
JLL	Jones Lang LaSalle Property Consultants (India) Private Limited
km	Kilometre
NH	National Highway
PBD	Peripheral Business District
REIT	Real Estate Investment Trust
RICS	Royal Institution of Chartered Surveyors
SBD	Secondary Business District
SEZ	Special Economic Zone
sq. ft.	square feet
sq. m.	square metre
WACC	Weighted Average Cost of Capital

CONVERSION OF UNITS

1 acre	43559.66 sq. ft.
1 acre	4046.9 sq. m.
1 sq. m.	1.196 sq. yards
1 sq. m.	10.764 sq. ft.
1 meter	1.0936 yards
1 meter	3.28 ft.
1 cent	435.6 sq. ft.

1 INTRODUCTION

1.1 INSTRUCTIONS

K Raheja Corp. Investment Managers Private Limited (hereinafter referred to as the 'Client'), in its capacity as Manager of the Mindspace Business Parks REIT (Mindspace REIT), has appointed KZEN VALTECH PRIVATE LIMITED, Registered Valuer Entity with Insolvency and Bankruptcy Board of India ("IBBI") bearing registration no. IBBI/RV-E/05/2022/164 (hereinafter referred to as the 'Valuer') to carry out an independent estimation of Market Value of commercial / office properties located in Chennai, Hyderabad, Mumbai and Pune along with incidental or ancillary activities including a facility management business and power distribution facility (together herein referred as "Subject Properties"), vide Engagement Letter dated 27 March 2023. The Client intends to seek independent estimation of Market Value for the disclosure of valuation of assets, forming part of the portfolio of Mindspace REIT, in accordance with the Securities and Exchange Board of India (Real Estate Investment Trusts) Regulations, 2014, as amended, together with clarifications, guidelines and notifications thereunder in the Indian stock exchange.

As instructed by the Client and based on information provided, the following table provides the Subject Properties area statement.

Table 1.1: Details of the Subject Properties in terms of Leasable Area

S. No.	Location	Name of the Project	Total Leasable Area (Million sq. ft.)
1.	Hyderabad	Mindspace Madhapur, Hyderabad*	12.6
2.	Hyderabad	Mindspace Pocharam, Hyderabad	0.6
3.	Mumbai	Mindspace Airoli East	5.6
4.	Mumbai	Mindspace Airoli West	5.2
5.	Mumbai	Mindspace Malad, Mumbai	0.8
6.	Mumbai	The Square, Bandra Kurla Complex	0.1
7.	Pune	Commerzone, Yerwada, Pune	1.7
8.	Pune	Gera Commerzone, Kharadi, Pune	2.9
9.	Pune	The Square, Nagar Road, Pune	0.8
10.	Chennai	Commerzone Porur, Chennai	1.1
	Total		31.4

* Excludes 0.5 million sq. ft. of leasable area accorded as future development potential at Mindspace Madhapur (KRIT) and 0.43 million sq. ft. of leasable area accorded as future development potential at Mindspace Pocharam, Hyderabad

Client, 30 September 2023

1.2 PURPOSE OF VALUATION

The purpose of this valuation is to estimate the value of the Project as part of the portfolio of Mindspace REIT for the disclosure of valuation of assets, forming part of the portfolio of Mindspace REIT, in accordance with the Securities and Exchange Board of India (Real Estate Investment Trusts) Regulations, 2014, as amended together with clarifications, guidelines and notifications thereunder in the Indian stock exchange and for accounting purpose.

In addition, other documents in relation to the regulatory filings such as publicity material, research reports, presentations and press releases will also be prepared, wherein copies, summary or extracts of the Valuation Report are intended to be included.

1.3 RELIANT PARTIES

The reliance on the Valuation Report prepared as part of this engagement is extended to the Manager, REIT and other parties including the trustee of REIT, debenture trustee(s), stock exchanges, unitholders of REIT, Securities and Exchange Board of India ('SEBI'), credit rating agencies, lenders of the REIT and/or its special purpose vehicles or any other person within or outside India as the Manager may deem fit for the purpose as highlighted in this report (valuation). The Valuer, however, would extend no liability to such reliant parties save and except for gross and willful negligence.

The valuation exercise is conducted strictly and only for the use of the parties as stated above who need to rely on such valuation ('Reliant Party') and for the Purpose specifically stated. The Client shall make all reliant parties aware of the terms and conditions of the engagement under which this exercise is being undertaken and take due acknowledgements to the same effect.

1.4 VALUER'S CAPABILITY

KZEN VALTECH PRIVATE LIMITED, bearing Registered Valuer Entity number IBBI/RV-E/05/2022/164 with IBBI has been appointed as the Valuer for providing opinions on market value of the respective Subject Properties.

Mr. Sachin Gulaty, Director, KZEN VALTECH PRIVATE LIMITED, is registered as a valuer with IBBI for the asset class Land and Building under the provisions of The Companies (Registered Valuers and Valuation) Rules, 2017 since 13 August 2021. He qualified for the degree of Bachelor of Architecture from School of Planning and Architecture, New Delhi in 1997, and qualified for the degree of Master in Planning with specialization in Urban Planning from School of Planning and Architecture, New Delhi in 2002. He, subsequently, undertook distance learning from SVKM's Narsee Monjee Institute of Management Studies ("NMIMS") Global Access – School for Continuing Education, qualified for the two-years Post Graduate Diploma in Banking & Financial Management and was awarded this Post Graduate Diploma in July 2018.

Mr. Sachin Gulaty has more than 26 years of experience, including one and a half years of post-graduate education, spread over domains of architecture, urban planning, urban infrastructure, real estate advisory, and real estate asset valuation. He was the National Head of Valuations for Jones Lang LaSalle Property Consultants (India) Private Limited ("JLL India"), a leading International Property Consulting firm in India, from 2010 to 2021. Prior to this role, Mr. Gulaty gained practical experience in providing architecture services, town and city planning, and research related to regulatory studies and urban governance covering urban infrastructure such as water supply, sanitation, solid waste management, and urban transport, among other aspects. In the early part of his career, he worked with renowned architectural services firm, Kuldip Singh & Associates, and The Energy and Resources Institute ("TERI"). His last employment was with JLL as Senior Director and National Head for Valuations.

As the National Head of Valuations at JLL India, he led numerous valuation exercises for multiple financial institutions, private equity/real estate funds, corporates, industrial houses, government departments, and developers across multiple real estate asset classes of commercial, retail, residential, industrial, healthcare, and hospitality, among others. Clientele served by him across his entire career till date, under various employments, includes Brookfield, GIC, Qatar Investment Authority, JP Morgan, BlackRock, CapitaLand, Citibank, Standard Chartered Bank, Yes Bank, Kotak Mahindra, Maruti Suzuki, Indiabulls, Dubai Port

World, World Bank, DLF, RMZ, Shriram Properties, DIPAM, NHAI, NBCC, AAI, and RLDA, among others.

Mr. Gulaty, who carries IBBI Registration Number: IBBI/RV/02/2021/14284, is enrolled with the Institute of Valuers Registered Valuers Foundation (“IOVRVF”), is a Fellow of Royal Institution of Chartered Surveyors (“RICS”), Fellow and Lifetime Member of Institute of Valuers, India (“IOV”), admitted as an Arbitrator (India) on the RICS Panel of Dispute Resolvers & Expert Witnesses, and features in the global list of RICS Trained Assessors, has prepared and signed this report on behalf of RV-E.

1.5 INDEPENDENCE, CONFLICT OF INTEREST AND VALUER’S INTEREST

The Valuer confirms that there are no conflicts of interest in so far as discharging his duties as a valuer for the Project is concerned. The Valuer has undertaken the valuation exercise without the presence of any bias, coercion, or undue influence of any party, whether directly connected to the valuation assignment. There has not been any professional association with the Client or the Project in past five years from his engagement as the Valuer.

The Valuer certifies that he/she does not have a pecuniary interest, financial or otherwise, that could conflict with the proper valuation of the Project (including the parties with whom the Client is dealing, including the lender or selling agent, if any) and accepts instructions to value the Project only from the Client.

The Valuer further declares that:

- It is eligible to be appointed as a valuer in terms of Regulation 2(1)(zz) of the Securities and Exchange Board of India (Real Estate Investment Trusts) Regulations, 2014 along with SEBI (REIT) (Amendment) Regulations, 2016 with the valuation exercise having been conducted and valuation report prepared in accordance with aforementioned regulations.
- It is not an associate of Anbee Constructions LLP and Cape Trading LLP (referred to as the “Sponsors”), the Instructing Party or Axis Trustee Services Limited (the Trustee for the Mindspace REIT).
- It is registered with the Insolvency and Bankruptcy Board of India (IBBI) as registered valuer for asset class Land and Building under the provisions of the Companies (Registered Valuer and Valuation) Rules, 2017.
- Mr. Sachin Gulaty, Director - KZEN VALTECH PRIVATE LIMITED has more than a decade’s experience in leading large real estate valuation exercises comprising investment portfolios of various real estate funds, trusts and corporates comprising diverse assets like residential projects, retail developments, commercial office buildings, townships, industrial facilities, data centres, hotels, healthcare facilities and vacant land and therefore has adequate experience and qualification to perform property valuations at all times.
- It has not been involved in acquisition or disposal within the last twelve months of any of the properties valued under this summary valuation report.
- Mr. Sachin Gulaty, Director - KZEN VALTECH PRIVATE LIMITED has educational qualifications, professional knowledge and skill to provide competent professional services.
- It has sufficient key personnel with adequate experience and qualification to perform property valuation.
- It is not financially insolvent and has access to financial resources to conduct its practice effectively and meet its liabilities.
- It has adequate and robust internal controls to ensure the integrity of the valuation report.

- It is aware of all statutes, laws, regulations and rules relevant to this valuation exercise.
- It has conducted the valuation exercise without any influence, coercion or bias and in doing so rendered high standards of service, ensured due care, and exercised due diligence and professional judgment.
- It has acted independently and with objectivity and impartiality in conducting this valuation exercise.
- The valuation exercise that has been undertaken is impartial, true and fair to its best understanding and knowledge, and in accordance with the Securities and Exchange Board of India (Real Estate Investment Trusts) Regulations, 2014 along with SEBI (Real Estate Investment Trusts) (Amendment) Regulations, 2016 and subsequent amendments.
- Valuer or any of its employees / directors involved in valuing the assets of the REIT have not invested nor shall invest in the units of Mindspace REIT or in securities of any of the Subject Properties being valued till the time it is designated as Valuer and not less than six months after ceasing to be the Valuer of the REIT.
- It has discharged his duties towards Mindspace REIT in an efficient and competent manner, utilising his professional knowledge, skill and experience in best possible way to conduct the valuation exercise.
- It has conducted the valuation of the Subject Properties with transparency and fairness and rendered, at all times, high standards of service, exercise due diligence, ensure proper care and exercised independent professional judgment.
- It has not and shall not accept any remuneration, in any form, for conducting valuation of any of the Subject Properties of Mindspace REIT from any person or entity other than Mindspace REIT or its authorised representatives.
- It has no existing or planned future interest in the Client, Trustee, Manager, Mindspace REIT, the Sponsors to Mindspace REIT, or their representative Sponsor Groups or the Special Purpose Vehicles ("SPVs") and the fee for this valuation exercise is neither contingent upon the values reported nor on success of any of the transactions envisaged or required as part of the disclosure of valuation of assets, forming part of the portfolio of Mindspace REIT, in accordance with the Securities and Exchange Board of India (Real Estate Investment Trusts) Regulations, 2014, as amended, together with clarifications, guidelines and notifications thereunder in the Indian stock exchanges together with the clarifications, guidelines and notifications thereunder in the Indian stock exchanges.
- The valuation reported is not an investment advice and should not be construed as such, and specifically he does not express any opinion on the suitability or otherwise of entering into any financial or other transaction with the Client or the SPVs.
- It shall, before accepting any assignment from any related party to Mindspace REIT, disclose to Mindspace REIT, any direct or indirect consideration which the Valuer may have in respect of such assignment
- It shall disclose to the Trustee of Mindspace REIT, any pending business transaction, contracts under negotiations and other arrangements with the Instructing Party or any other party whom the Mindspace REIT is contracting with or any other factors which may interfere with his ability to give an independent and professional conduct of the valuation exercise; as on date the Valuer has no constraints towards providing an independent professional opinion on the value of any of the Subject Properties.

- It has not and shall not make false, misleading or exaggerated claims in order to secure or retain its appointment.
- It has not and shall not provide misleading opinion on valuation, either by providing incorrect information or by withholding relevant information.
- It has not accepted this instruction to include reporting of the outcome based on a pre-determined opinions and conclusions required by Mindspace REIT.
- The valuation exercise has been conducted in accordance with internationally accepted valuation standards as required by SEBI (REIT) Regulations and The Companies (Registration of Valuers and Valuation) Rules, 2017.
- It notes that there are encumbrances, however, no options or pre-emptions rights in relation to the assets based on the title report prepared by legal counsel or other than as disclosed in detailed valuation reports.

1.6 ASSUMPTIONS, DEPARTURES AND RESERVATIONS

This Valuation Report has been prepared on the basis of the assumptions within the instructions (Key Assumptions, Qualifications, Limitations and Disclosures) detailed after this section of this report. The development mix, built up area, land area and lease details such as lease rent, lease commencement and lease end date, lock-in period, escalation terms, etc. pertaining to the Project is based on the appropriate relevant documents, which has been provided by the Client and the same has been adopted for the purpose of this valuation. The total developable/developed area, leasable area, site/plot area considered for this valuation exercise is based on the Architect's Certificate shared by the Client and the same has been checked against the approvals/layout plans/building plans provided by the Client. However, no additional verification and physical measurement for the purpose of this valuation exercise has been undertaken.

1.7 GENERAL COMMENT

A valuation is an estimation of price, not a guarantee. By necessity, it requires the Valuer to make subjective judgments that, even if logical and appropriate, may differ from those made by a purchaser, or another valuer. Historically it has been considered that valuers may properly conclude within a range of possible values.

The purpose of the valuation does not alter the approach to the valuation.

Property values can change substantially, even over short periods of time, and thus the valuation of the Project herein could differ significantly if the date of valuation was to change.

This report should not be relied upon for any other purpose other than for which this valuation exercise has been undertaken for.

1.8 CONFIDENTIALITY

The contents of this Valuation Report are intended for the specific purpose stated. Consequently, and in accordance with current practice, no responsibility is accepted to any other party in respect of the whole or any part of its contents- except as maybe required in connection with the disclosure of valuation of assets, forming part of the portfolio of Mindspace REIT, under the applicable law.

1.9 AUTHORITY

The Client acknowledges and agrees that the valuation exercise undertaken (including, without limitation, the Reports itself and the contents thereof) is solely for the purpose set out in Section 1.2 herein. If Client desires to use the Report in any offering or other investment material for purpose other than as mentioned in the Section 1.2 herein, then (a) with Valuer will require, and the Client must provide or cause to be provided, an indemnification agreement in his favor, given by parties reasonably satisfactory to him, and (b) the Client will obtain his consent to the references in such materials to the Report.

1.10 LIMITATION OF LIABILITY

The Valuer has provided the services exercising due care and skill but does not accept any legal liability arising from negligence or otherwise to any person in relation to possible environmental site contamination or any failure to comply with environmental legislation which may affect the value of the properties. Further, the Valuer shall not accept liability for any errors, misstatements, omissions in the report caused due to false, misleading or incomplete information or documentation provided to him by the Instructing Party.

The Valuer's maximum aggregate liability for claims arising out of or in connection with the Valuation, under this engagement shall not exceed the professional indemnity insurance obtained by him. As on the date of this report, the professional indemnity insurance maintained by the Valuer is for Indian Rupees Fifty Million.

In the event that the Manager, the sponsors, the trustee, the REIT, or other intermediaries appointed by the Manager and / or REIT or its SPVs be subject to any claim ('Claim Parties') in connection with, arising out of or attributable to the Report, the Claim Parties will be entitled to require the Valuer to be a necessary party/respondent to such claim and he shall not object to his inclusion as a necessary party/ respondent. In all such cases, the Manager, on behalf of the REIT, agrees to reimburse/ refund to the Valuer, the actual cost (which shall include legal fees and external counsel's fee) incurred by them while becoming a necessary party/respondent. If the Valuer does not cooperate to be named as a party/respondent to such claims in providing adequate/successful defense in defending such claims, the Claim Parties jointly or severally will be entitled to initiate a separate claim against the Valuer in this regard.

The Valuer will neither be responsible for any legal due diligence, title search, zoning check, and physical measurements nor undertake any verification/ validation of the zoning regulations/ development controls with any government departments/authorities, among other aspects etc.

1.11 DISCLOSURE AND PUBLICATION

The Valuer must not disclose the contents of this Valuation Report to a third party in any way, except as allowed under the Securities Exchange Board of India (Real Estate Investment Trust) Regulations, 2014 along with SEBI (Real Estate Investment Trusts) (Amendment) Regulations 2016 and subsequent amendments and circulars. As per the terms and regulation 2(1) of the Securities Exchange Board of India (Real Estate Investment Trust) Regulations, 2014 along with SEBI (Real Estate Investment Trusts) (Amendment) Regulations 2016 and subsequent amendments and circulars, it may be noted that the Valuation report is prepared in accordance with said REIT regulations.

1.12 ANTI-BRIBERY AND ANTI-CORRUPTION

The Valuer represents, warrants and undertakes that:

The Valuer is familiar with applicable Anti-Corruption Laws under this Agreement including but not limited to Prevention of Corruption Act 1988 and will ensure that neither it nor any of its officers, directors, shareholders, employees and agents or any other person acting under its implied or express authority will engage in any activity, practice or conduct which would constitute an offence under, or expose or potentially expose either Party to any direct or indirect liability, under Applicable Anti-Corruption Laws;

It is further agreed that breach of any of the above undertakings shall be deemed to be a material breach of the Agreement and in case the Valuer is insisted upon or asserted by Client to violate any of the above said undertakings including Anti-Corruption regulations in any form or manner, on pretext of business relationship or otherwise, the Valuer shall have a discretionary right to terminate this Agreement without any liability or obligation on his part.

Such termination of this Agreement shall not in any way prejudice the rights and obligations (including payment for the services delivered under this Agreement) already accrued to the Valuer, prior to such termination.

KEY ASSUMPTIONS, QUALIFICATIONS, LIMITATIONS AND DISCLAIMERS

1.	Type of Estimate	The scope of the assignment covers only estimating Market Value of a specified property and not a business valuation for either the Client or any of their subsidiaries or associated companies, etc. The estimate is based on extent of data/information provided by the Client and estimate has limited coverage wherever full data/information is not made available by the Client.
2.	Legal Due-Diligence	Legal due diligence for establishing clarity of title, ownership, encumbrances if any, notices or disputes if any, among other legal-related issues are not part of scope of work for this assignment. In all likelihood, an independent legal agency would be covering this aspect, details of which can be obtained from the Client.
3.	Information Provided by the Client and Others	The Valuer has relied on the information provided by the Client and the same has been assumed to be correct and has been used in the valuation. Where it is stated that another party has supplied information to the Valuer, this information is believed to be reliable. The Valuer cannot accept any responsibility for accuracy and non-reliability of such information.
4.	Regulatory Due-Diligence	Regulatory due diligence is not part of scope of work for this assignment. In all likelihood, an independent legal agency would be covering this aspect, details of which can be obtained from the Client.
5.	Project Status, Schedule and Project Costing	Assessment of the Project Status and Schedule is based on the information provided by the Client and does not consider any unforeseeable developments which could impact the same in the future. The estimate does account for any capital expenses incurred by the Client on the existing and/or ongoing development works in the Project. Auditing the project figures is not part of the scope of work under this assignment. In all likelihood, an independent auditing agency would be covering this aspect, details of which can be obtained from the Client.
6.	Market Conditions and Trends	The Valuer has taken into consideration the general conditions in the market with respect to broad demand and supply while carrying out the valuation. The Valuer has compared other comparable properties on the basis of many factors and as far as possible tried to remove / account for the differences in type, location and quality of the properties.
7.	Information on Leases and Sales Performance	The Valuer has relied on the rent roll including lease terms & conditions of the existing and pre-committed leases, as given by the Client. The Valuer has not verified individual lease agreements and the Valuer has relied on all information provided to him by the Client, upon which the Valuer will rely, is complete and correct. The Valuer has relied on pre-leasing details to the extent data/information made available by the Client.
8.	Site Investigations and Illustrations	The Valuer has carried out the site visits and based on the information made available by the Client and the estimate is carried out considering that the Project Site is a contiguous land parcel and is free from any encroachments and encumbrances as on the date of valuation. The Valuer has not carried out any structural survey nor tested the building services. No geographical or geo-physical survey was carried out. No environmental assessment has been carried out. Any sketch, plan or map in the report is included to assist reader while visualizing the Project and assume no responsibility in connection with such matters. The date of site visit has been mentioned in the respective detailed valuation report.
9.	Project Cost Estimates	Project Cost Estimates used in the estimate is as given by the Client. Project progress including capital expenditure progress reported is based on the cost incurred data as shared by the Client. The Valuer has reviewed the Project Cost estimates and/or cost incurred data to broadly ascertain their correctness on a normative basis while relying on the same as shared by the Client.

10.	Environmental Compliance	The Valuer assumed that the Project Site / Project is not contaminated and is not adversely affected by any existing or proposed environmental law and any processes which are carried out on the Project Site are regulated by environmental legislation and are Project Site licensed by the appropriate authorities.
11.	Present Ground Conditions	In the absence of any information to the contrary, the Valuer has assumed that there are no abnormal ground conditions, nor archaeological remains present, which might adversely affect the current or future occupation, development of the Project. The estimate assumes that the Project Site is free from rot, infestation, structural or latent defect and no currently known deleterious or hazardous materials or suspect techniques will be used in the construction of or subsequent alterations or additions to the property and comments made in the property details do not purport to express an opinion about, or advice upon, the condition of uninspected parts and should not be taken as making an implied representation or statement about such parts.
12.	Town Planning and Statutory Considerations	The Valuer has not made formal search but has generally relied on readily available information to general public. Valuation Report is on current use/ current state basis of the property and the Valuer has not considered any Government proposals for road widening or compulsory purchase/ acquisition, or any other statute in force that might affect the Project.
13.	Future Market Development and Prospects	The Valuer has not accounted any future market development and prospects to the extent information known to the Valuer as on the date of valuation. The Valuer does not warrant that such statements are accurate or correct.
14.	Disclaimer	<p>The estimate of Market Value is based on documents/information shared by the Client. The Valuer has not made any allowances with respect to any existing or proposed local legislation relating to taxation on realization of the sale value of the Project.</p> <p>The Valuer has relied on the measurements and information provided at all times, whether from public and private sources, and has ensured to the best of their ability the correctness and the validity of the same, by cross checking from various sources. Whilst every effort has been taken to provide authentic data and analysis, the Valuer, and/or any of their associated companies and/or their employees are not responsible for any loss, major or minor incurred on the basis of the information and analyses provided, nor are liable to any damages in any form or shape.</p> <p>Given the confidential nature of real estate transactions, transaction details for most properties, which are privately actually transacted, are not in the public domain. Consequently, there is reliance on information from market sources, which may not be completely accurate. Thus, information has been crosschecked independently from other market sources to ascertain the broad credibility of information being provided by the market sources. This assignment has been done on best effort and knowledge basis.</p>

2 VALUATION APPROACH AND METHODOLOGY

2.1 VALUATION STANDARDS ADOPTED

This Report is prepared in accordance and compliance with:

1. Securities and Exchange Board of India (Real Estate Investment Trusts) Regulations, 2014 as amended from time to time ("**SEBI Regulations 2014**"), including Regulation 21 Sub-Regulation (3) and mandatory minimum disclosures as specified in Schedule V of these SEBI Regulation 2014,
2. Companies (Registered Valuers and Valuation) Rules, 2017 as amended from time to time ("**Valuer Rules 2017**"), including reporting requirements as specified in Rule 18 to these rules,
3. International Valuation Standards 2022 ("**IVS 2022**") as set out by International Valuation Standards Committee ("**IVSC**") and adopted by Royal Institution of Chartered Surveyors ("**RICS**") presented in the RICS Valuation Standards and Guidelines 2022 ("**RICS Red Book 2022**"), subject to variation to meet local established law, custom, practice, and market conditions.

2.2 BASIS OF VALUATION

Basis of valuation of the Project is **Market Value** as defined by IVSC and adopted by Royal Institution of Chartered Surveyors (RICS) to be: *"The estimated amount for which an asset or liability should exchange on the valuation date between a willing buyer and a willing seller in an arm's-length transaction after proper marketing and where the parties had each acted knowledgeably, prudently and without compulsion"*.

2.3 APPROACH AND METHODOLOGY

The purpose of this valuation exercise is to estimate the Market Value of the Project, which is a real estate asset. Market Value of the real estate asset can be estimated using different approaches and methodologies.

Income Approach: Under this valuation approach, the income generating potential of the real estate asset is estimated while opining on its market value. This approach is typically adopted for assets that are income-generating (completed and operational with multiple tenancies, multiple strata units that can be sold with phased/milestone-based revenue collections, among others). For income-generating assets with single/multiple tenancies, the discounted cash flow entailing term and reversion method is most commonly adopted.

Market Approach: Under this valuation approach, the price that an asset could fetch in an open market is estimated. This approach is typically adopted for homogeneous assets in their micro-market and are typically traded on a unit basis. The most commonly adopted valuation method under this valuation approach is the Listed Transaction / Listed Quoted Instances Method, also commonly known as the Direct Comparison or the Comparable Sales/Quoted Instances Method.

Cost Approach: Under this valuation approach, the cost required to create an asset of similar or equal utility is estimated. This valuation approach is typically adopted for real estate assets that can be clearly broken down into constituent elements, namely land and built structures. The most commonly adopted valuation method under this valuation approach is the Physical Method, also commonly known as Land and Building Method, which typically entails estimation of the underlying land value (while normally adopting the Market Approach) and the built structures (while adopting the Depreciated Replacement Cost Method) separately.

Table 2.1: Different Valuation Methodologies and Description

Sl.	Valuation Methodology	Description
1.	Comparable Sales / Quoted Instances Method	This method is based on comparing the subject property directly with other comparable property transaction (actually been sold in the vicinity or are offered for sale). Efforts would be made to collect transacted instances. In case of non-availability of transacted instances in the micro-market, the opinion will be offered based on the available asking/quoted instances in the market with appropriate adjustments for margin for negotiation. Given the homogeneous nature of real estate properties, appropriate adjustments are usually required to allow for any qualitative and quantitative differences that may affect the price likely to be achieved by the property under consideration. These adjustments are typically made in the form of premium and/or discount factors for various property attributes, which affect the value. This method demonstrates what buyers have historically been willing to pay (and sellers willing to accept) for similar properties in an open and competitive market and is particularly useful in estimating the value of the land and properties that are typically traded on a unit basis. This method is a fair estimate of the prevailing prices.
2.	Depreciated Replacement Cost Method	Replacement cost method is based on the construction cost of assets. The cost to be estimated is the cost of construction as per the construction status at the valuation date. This is based on the inspection of the facility and inputs provided by the Client; however, no structural survey will be conducted. Appropriate depreciation rates will be applied based on schedules given under the Indian Companies Act. This is generally used for estimating the Market Value of only the buildings
3.	Discounted Cash Flow Method	This method is based on the present value of the future receivable net income from the current operational leases / revenues. The current revenues and the future achievable revenues derived from the operational project components of the Project Site would be adjusted for the outgoing expenses to derive 10-year cash flows. The same is then discounted at an appropriate discounting rate linked with risk adjusted discounting factor to estimate the market value for the operational project components. This method is sometimes referred to as 'Rent Roll method as well.

Approach and Methodology Adopted for Estimating Market Value of the Project

Based on a detailed review of the leases for the Project, the Valuer has noted that a large number of leases of the Project were executed at rent prevalent at the time of signing of such leases or at a discount to prevailing market rental (for a few anchor tenants). Since the real estate industry is dynamic and is influenced by various factors (such as existing supply, demand-supply dynamics, quality of spaces, overall health of the economy, existing rent, future growth plans, etc.) at a particular point in time, negotiated rent may tend to move away from the prevalent market rent over a period of time. It has also been witnessed that the market rent for some properties or submarkets increase or decrease at a rate significantly different from those agreed to in initial leases. These factors reinforce the need to review each of these leases in isolation to estimate the intrinsic value of the property under review.

Considering the objective of this exercise and the nature of assets involved, completed & operational / under construction or future development office space, (other than certain land portions of future development portion which has been valued using Comparable Sales / Quoted Instances Method under 'Market Approach', power distribution services which has been valued using Discount Cash Flow Method under 'Income Approach' and facility management services which has been valued using Discount Cash Flow Method under 'Income Approach'), the value is estimated using the 'Discounted Cash Flow Method' (basis term and rent reversion) under 'Income Approach'.

2.4 ADOPTED PROCEDURE

The market practice in most commercial/ office developments involves contracting tenants / occupiers in the form of pre-commitments at sub-market rent to increase attractiveness of the property to prospective tenants - typically extended to anchor tenants. Additionally, there are instances of tenants paying above-market rent for certain properties as well (primarily owing to market conditions at the time of contracting the lease). In order to arrive at a unit value for these tenancies, the Valuer has considered the impact of such sub/above market rents on the valuation of the Project.

For the purpose of this valuation exercise, the Valuer has analyzed the tenancy details provided by the Client, to identify variances vis-à-vis prevailing market/marginal rent. Each lease is assessed separately for below aspects, for the rent over a 10-year time horizon:

- The rent rolls (and the corresponding lease deeds on a sample basis) were reviewed to identify tenancy characteristics for the asset. As part of the rent roll review, major tenancy agreements belonging to top tenants were reviewed on a sample basis.
- Title certificates, architect certificates and other related documents as mentioned in relevant sections of the report were reviewed for validation of area details, ownership interests of the Project.
- Physical site inspections were undertaken to assess the status of the Project.

Cash Flow Projections

The cash flows for the Project has been projected separately for each lease, to arrive at their respective value estimates.

Net Operating Income (NOI) has primarily been used to arrive at the value of the Project. The projected future cash flows from the Project are based on existing lease terms for the operational leases till the expiry of the leases or re-negotiation, whichever is earlier, following which, the lease terms have been aligned with market rents achievable by the Project.

For vacant area and under-construction/future development area, the achievable market rent-led cash flows are projected factoring appropriate lease-up timeframe for vacant/under-construction/future development area. These cash flows have been projected for 10-year duration from the date of valuation and for 11th year (for estimate of terminal value based on NOI). These future cash flows are then discounted to present-day value (valuation date) at an appropriate discount rate. Each lease is assessed separately for below aspects, for the rent over a 10-year time horizon.

- Projecting the rental income for identified tenancies up to the period of lease expiry, lock-in expiry, escalation milestones, etc. whichever is applicable. In the event of unleased spaces, market-led rent is adopted with suitable lease-up time.
- Generating a market led rental income stream for identified tenancies for the time period similar to the cash flows drawn in the aforementioned step.
- Computing the monthly income based on rent projected above and translating the same to quarterly income (for the next 10 years and 11th year is considered for calculation of terminal value).

Further, to arrive at the total value of the leased spaces (from base rentals), appropriate revenues and operational expenses are projected on quarterly basis. Some of such adjustments on revenue and operational expenses are presented in the table below:

Table 2.2: Adjustments on Revenues and Operational Expenses

Parameters	Description / Basis
Parking Income	Based on income inputs provided by Client for the leased spaces and market assumption taken for vacant spaces
Miscellaneous Income	Based on income inputs provided by Client for the Project
Insurance	Based on insurance outflow (if any) provided by Client
Annual Lease Rental / Property Taxes	Based on annual lease rental / property tax assessed for the Project as provided by Client
Asset Management Fee	Considered as a recurring expense (in case of an external management team) as a percentage of the lease rental income as per the agreement between respective assets and its asset manager.
Margin on CAM	Based on the operational revenues and expenses of the respective assets to understand the recurring, non-recurring, recoverable and non-recoverable expenses and accordingly modelled the common area maintenance income and operational expenses for the asset.
Revenue Escalation	Based on market-led annual escalation on the market rent
Rent Free Period	Based on the trend prevalent in the submarket, appropriate rent free periods from lease commencement date (for future / new leases) are considered
Brokerage	Based on prevalent market dynamics, brokerage for future / new leases are considered
Fit-Out Income	Based on fit-out rent (if any) provided by Client till lease expiry of applicable leases (same is not capitalized)
Transaction Cost on Exit	Considered as a percentage of the terminal value after aforesaid adjustments

3 VALUATION SUMMARY

The following table highlights the summary of the market value of each of the Subject Properties which is part of the Mindspace REIT as on 30 September 2023.

S. No.	Asset Name and Location	Leasable area (Million sq ft) ¹	Market Value (in INR Million) ²			REIT Ownership
			Completed	Under-Construction & Future development	Total	
1	Mindspace Madhapur, Hyderabad	Completed – 9.6 Under-Construction/ Future development* – 3.1	93,560	11,218	104,778	89%
2	Mindspace Airoli East, Mumbai Region**	Completed - 4.7 Under-Construction/ Future Development – 0.8	42,968	1,437	44,405	100%
3	Mindspace Airoli West, Mumbai Region**	Completed – 4.9 Under-construction/ Future development – 0.3	42,261	2,182	44,443	100%
4	Paradigm Mindspace Malad, Mumbai Region	Completed - 0.8	10,938	-	10,938	100%
5	The Square BKC, Mumbai Region	Completed – 0.1	4,732	-	4,732	100%
6	Commerzone Yerwada, Pune	Completed – 1.7	19,102	-	19,102	100%
7	Gera Commerzone Kharadi, Pune**	Completed – 1.9 Under-construction/ Future development – 1.0	23,048	5,888	28,936	100%
8	The Square Nagar Road, Pune	Completed - 0.8 Under-construction/ Future development – 0.03	9,008	343	9,351	100%
9	Commerzone Porur, Chennai	Completed – 1.1	11,048	-	11,048	100%
10	Mindspace Pocharam, Hyderabad	Completed - 0.6	1,336	587	1,923	100%
Sub-Total			258,002	21,654	279,656	
11	Facility Management Business		5,951	1,099	7,050	
Total			263,953	22,754	286,707	

¹ Based on Architect's Certificate, Rent Rolls, Lease Deeds/Leave and License Agreements

² Value is for 100% ownership interest in the Subject Property except for Mindspace Madhapur, Hyderabad where value is for 89% ownership (excluding 11% ownership by TSIC)

Note: Total leasable area for the property may vary from the architect certificate. The change in area is in accordance with the Lease Deeds/ Leave and License Agreements

* Excludes 500,000 sq. ft. of leasable area accorded as future development potential at Mindspace Madhapur (KRIT)

** Total Market Value (Completed / Operational, including power distribution business)

3.1 ASSUMPTIONS, DISCLAIMER, LIMITATIONS & QUALIFICATIONS

This Summary Valuation Report is provided subject to a summary of assumptions, disclaimers, limitations and qualification detailed throughout this Report which are made in conjunction with those included within the sections covering various assumptions, disclaimers, limitations and qualifications within the detailed Valuation Report. Reliance on this report and extension of the liability of the Valuer is conditional upon the reader's acknowledgement of these statements. This valuation is for the use of the parties mentioned in this report.

KZEN VALTECH PRIVATE LIMITED (IBBI/RV-E/05/2022/164), the Valuer for the Project, hereby declares that:

- We are fully competent to undertake the valuation;
- We are independent and have prepared the report on a fair and unbiased basis; and
- We have valued the Project based on the valuation standards as specified under sub-regulation 10 of regulation 21 of Securities and Exchange Board of India (Real Estate Investment Trusts) Regulations, 2014, as amended from time to time.



Name: Sachin Gulaty FRICS FIV FIIA,

Designation: Director

Valuer Registration No.: IBBI/RV/02/2021/14284

Address: 7th Floor, Awfis, Tower B, The Corenthum, Sector 62, NOIDA – 201309. Uttar Pradesh. INDIA.

E-Mail ID: sachin.gulaty@k-zen.in

4 SUBJECT PROPERTIES

4.1 MINDSPACE MADHAPUR (SUNDEW PROPERTIES LTD), HYDERABAD

4.1.1 DETAILS OF THE PROJECT SITE AND/ OR PROJECT

The table below presents details of the Project Site and/or Project:

Table 4.1: Details of the Project Site and/or Project

DETAILS OF PROPERTY		
Property Name	Mindspace Madhapur (Sundew), Madhapur, Hyderabad, Telangana, India 50081	
Property Address	Mindspace Madhapur, Titus Towers, TSIIIC software layout, Madhapur, Hyderabad, Telangana, 500081	
Land Area	40.25 Acres	
Block-Wise Break-Up of Leasable Area and Current Status	Leasable area details as shared by the Client is given below:	
	Sr. No.	Building Name
	1.	Building 11
	2.	Building 12A
	3.	Building 12B
	4.	Building 12C
	5.	Building 12D
	6.	Building 14
	7.	Building 20
	8.	Building 22
	Total Leasable Area	
	5,761,830	
Based on the site inspection, all blocks are operational. There are no under-construction buildings within the property.		
Access	Accessible through 60 m wide Hitech City Main Road and 36 m wide internal road	
Frontage	Excellent frontage along the abutting road	
Shape and Visibility	Regular in shape and has excellent visibility along the abutting road	
Approval Status	Project has requisite approvals in place as confirmed by the Client.	
INFRASTRUCTURE		
Water Supply, Sewerage & Drainage	Available within the Project	
Power & Telecommunication	Available within the Project	

4.1.2 DESCRIPTION OF THE PROJECT

As stated earlier, the Project has total leasable area 5.76 million sq. ft. as per the occupancy certificate and/or leases signed and it is spread across eight (8) IT Buildings (11, 12A, 12B, 12C, 12D, 14, 20, 22). The Project has excellent visibility along the access road and has 3 entry and exit points. Buildings 11 and 22 are Non SEZ and Buildings (12A, 12B, 12C, 12D, 14, 20) are under SEZ and has a secured gate.

Table 4.2: Details of the Project in terms of Buildings and Leasable Area

SR.NO.	BUILDING NAME	LEASABLE AREA (SQ. FT.)	USAGE TYPE	STATUS
1.	Building 11	602,566	Non SEZ	Completed
2.	Building 12A	856,837	SEZ	Completed
3.	Building 12B	668,481	SEZ	Completed
4.	Building 12C	801,436	SEZ	Completed
5.	Building 12D	1,246,519	SEZ	Completed
6.	Building 14	531,126	SEZ	Completed
7.	Building 20	927,467	SEZ	Completed
8.	Building 22	127,398	Non SEZ	Completed
Total Leasable Area		5,761,830		

Source: Client, 30 September 2023

Note: Total leasable area for the property may vary from the architect certificate. The change in area is in accordance with the Lease Deeds/ Leave and License Agreements

In addition to the above, the undivided rights, title and interest in the following assets are also part of the Project.

- Total utility areas and internal roads
- Total open spaces

The table below presents key asset specific information.

Table 4.3: Key Asset Specific Information of the Project

Particulars	Description		
Name of the Entity	Sundew Properties Limited		
Interest owned by Mindspace REIT	Project is wholly owned by Sundew Properties Limited, which is 89% owned and controlled by Mindspace REIT		
Land Extent	40.25 Acres		
Asset Type	IT Park with Non-SEZ and SEZ buildings		
Sub-Market	Madhapur		
Approved and Existing Usage	IT Offices and Building 22 is operational as Hotel		
Age of Building based on the Date of Occupancy Certificate	Sl.	Building Name	Age of the Building
	1.	Building 11	~ 12 years 09 months
	2.	Building 12A	~ 9 years 10 months
	3.	Building 12B	~ 8 years 7 months
	4.	Building 12C	~ 7 years 6 months
	5.	Building 12D	~ 2 years 6 months
	6.	Building 14	~ 13 years 2 months

Particulars	Description		
	7.	Building 20	~ 11 years 4 months
	8.	Building 22	~ 2 years 5 months
Current Status	100% Complete and Operational		
Freehold/Leasehold	The underlying land is taken on freehold basis		
Leasable Area	5.76 million sq. ft.		
Occupied Area	5.3 million sq. ft.		
Committed Area	5.5 million sq. ft.		
Occupancy	92.8%		
Committed Occupancy	95.7%		
Number of Tenants	45		

Source: Client, 30 September 2023

4.1.3 LOCATION OF THE PROJECT

The Project is located in Madhapur in the Western part of Hyderabad. It is located adjacent to the Raidurg Metro Station and at a distance of ~ 31 km from Hyderabad International Airport.

The map below presents the location of the Project with respect to the city.

Map 4.1: Location of the Project Site with respect to the Hyderabad City



Source: Real Estate Market Research & Analysis; JLL, 30 September 2023

Table 4.4: Distances of the Project from Major Landmarks in the City

Location / Landmark	Approximate Distance from Project Site (km)
Raidurg Metro station	Adjacent to the Mindspace Park
Cyber Tower	~ 1.3
Inorbit Mall	~ 1.4
Outer Ring Road (ORR)	~ 2.5
Secunderabad Railway station	~ 19
Hyderabad International Airport	~ 31

Source: Real Estate Market Research & Analysis; JLL, 30 September 2023

4.1.4 KEY ASSUMPTIONS AND INPUTS

Particulars	Unit	Information
Revenue Assumptions (as on 30/09/2023)		
Current Effective Rent	INR/sq ft/mth	64.5
Achievable Market Rent		
Warm Shell	INR/sq ft/mth	71
F&B	INR/sq ft/mth	230
Parking Charges	INR/bay/mth	2,000
Development Assumptions		
Remaining Capital Expenditure	INR Million	Upgrade CAPEX: 559
Expected Completion ⁽¹⁾	Qtr, Year	Upgrade CAPEX: Q1 FY 26
Other Financial Assumptions		
Cap Rate	%	8.00
WACC (Complete/Operational)	%	11.75
WACC (Under-construction/Future Development)	%	NA

1. The capex represents balance payments primarily towards upgrades

NA: Not Applicable

4.1.5 MARKET VALUE

The market value of the full ownership interest of Mindspace REIT in the Subject Property as on 30 September 2023 is estimated to be **INR 56,431.90 (INR Fifty Six Billion Four Hundred Thirty One Million Nine Hundred Thousand Only)**

*Note: Based on the inputs provided by the client, the valuation presented is for 89% interest of Mindspace REIT in the project only. The total value of the asset with 100% interest is **INR 63,406.64** INR Sixty Three Billion Four Hundred Six Million Six Hundred and Forty Thousand Only.*

4.2 MINDSPACE MADHAPUR (K RAHEJA IT PARK LTD), HYDERABAD

4.2.1 DETAILS OF THE PROJECT SITE AND / OR PROJECT

The table below presents details of the Project Site and/or Project.

Table 4.5: Details of the Project Site and/or Project

DETAILS OF PROPERTY		
Property Name	Mindspace Madhapur (KRIT), Madhapur, Hyderabad, Telangana, India 500 081	
Property Address	Mindspace Madhapur, Titus Towers, TSIIIC software layout, Madhapur, Hyderabad, Telangana, 500081	
Land Area	48.43 acres	
Block-Wise Break-Up of Leasable Area and Current Status	Leasable area details as shared by the Client is given below:	
	Sr. No.	Building Name
	1.	Building 2A
	2.	Building 2B
	3.	Building 3A
	4.	Building 3B
	5.	Building 4 A&B
	6.	Building 5A
	7.	Building 10
	8.	Kiosk Area
	9.	Building 1A & 1B
	10.	Building 7 & 8
	11.	Experience Center
	Total Leasable Area	
	5.13	
Based on the site inspection, the Project has 10 buildings (7 Completed and 2 Under construction and 1 under future development) and ~ 1.79 acre of land for future development.		
Access	Accessible through approx. 60 m. wide Hitech City Main Road and 36 m. wide Internal Road	
Frontage	Approximately 180 m. frontage along Hitech City Main Road	
Shape and Visibility	Regular in shape. Relatively flat terrain. Excellent visibility from Hitech city Main Road	
Approval Status	Project has requisite approvals in place as confirmed by the Client.	
INFRASTRUCTURE		
Water Supply, Sewerage & Drainage	Available within the Project	
Power & Telecommunication	Available within the Project	

4.2.2 DESCRIPTION OF THE PROJECT

As stated earlier, the Project has total leasable area of 5.13 million sq. ft. as per the occupancy certificate and / or leases signed and it is spread across ten (10) buildings i.e., Building (2A, 2B, 3A, 3B, 4 A&B, 5A, 10, 1A, 1B, 7, 8 and Experience center). Building 2A, 2B, 3A, 3B, 4 A&B, 5A, 10 are completed & operational and Buildings 1A, 1B, and Experience center are Under construction and Buildings 7 & 8 are under Future development, additionally the project has ~ 1.79 acres of land earmarked for future development. The following table presents the details of the Project in terms of buildings and leasable area.

Table 4.6: Details of the Project in terms of Buildings and Leasable Area

Sr. No.	Building Name	Leasable Area (Mn sq. ft.)	Usage type	Status
1.	Building 2A	0.27	Non SEZ	Completed
2.	Building 2B	0.43	Non SEZ	Completed
3.	Building 3A	0.2	Non SEZ	Completed
4.	Building 3B	0.24	Non SEZ	Completed
5.	Building 4 A&B	0.45	Non SEZ	Completed
6.	Building 5A	0.11	Non SEZ	Completed
7.	Building 10	0.34	Non SEZ	Completed
8.	Kiosk Area	0.01	Non SEZ	Completed
9	Building 1A & 1B	1.33	Non SEZ	Under construction
10	Building 7 & 8	1.61	Non SEZ	Future Development
11	Experience Center	0.13	Non SEZ	Under construction
	Total Leasable Area	5.13		

Source: Client, 30 September 2023

Note: Total leasable area for the property may vary from the architect certificate. The change in area is in accordance with the Lease Deeds/ Leave and License Agreements

In addition to the above, the undivided rights, title and interest in the following assets are also part of the Project.

- Total utility areas and internal roads
- Total open spaces.

The table below presents key asset specific information.

Table 4.7: Key Asset Specific Information of the Project - Completed Portion

Particulars	Description
Name of the Entity	K Raheja IT park (Hyderabad) Limited
Interest owned by Mindspace REIT	Project is wholly owned by K Raheja IT Park (Hyderabad) Ltd, which is 89% owned and controlled by Mindspace REIT while balance 11% is held by Telangana State Industrial Infrastructure Corporation (TSIIC)
Land Extent	48.43 Acres
Asset Type	IT Park with Non-SEZ buildings
	~ 1.79 acres of land earmarked for future development
Sub-Market	Madhapur
Approved and Existing Usage	IT Offices

Particulars	Description		
Age of Building based on the Date of Occupancy Certificate	Sr. No.	Building Name	Age of the Building
	1.	Building 2A	~ 14 years 4 months
	2.	Building 2B	~ 16 years 8 months
	3.	Building 3A	~ 17 years 6 months
	4.	Building 3B	~ 16 years 8 months
	5.	Building 4 A&B	~ 13 years 10 months
	6.	Building 5A	~ 15 years 3 months
	7.	Building 10	~ 16 years 8 months
Current Status	Operational		
Freehold/Leasehold	The underlying land is taken on freehold basis		
Leasable Area	2.06 million sq. ft.		
Occupied Area	1.58 million sq. ft.		
Committed Area	1.71 million sq. ft.		
Occupancy	77.0%		
Committed Occupancy	82.9%		
Number of Tenants	32		

Source: Client, 30 September 2023

Table 4.8: Key Asset Specific Information of the Project - Under Construction Portion

Particulars	Description		
Name of the Entity	K Raheja IT park (Hyderabad) Limited		
Interest owned by Mindspace REIT	Project is wholly owned by K Raheja IT Park (Hyderabad) Ltd, which is 89% owned and controlled by Mindspace REIT while balance 11% is held by Telangana State Industrial Infrastructure Corporation (TSIIC)		
Land Extent	48.43 Acres		
Asset Type	Commercial / IT Park with Non-SEZ buildings and Ancillary		
Sub-Market	Madhapur		
Approved and Existing Usage	Commercial / IT Offices and Ancillary		
Age of Building based on the Date of Occupancy Certificate	Sr. No.	Building Name	Age of the Building
	1.	Building 1A & 1B	Under Construction
	2.	Building 7 & 8	Future development
	3.	Experience center	Under Construction
Current Status	Under construction (1A and 1B – Completion Q4 FY26, excavation under progress, and Experience Center - basement work in progress completion in Q3 FY25) and future development (7&8, demolition completed, project completion in Q4 FY27)		
Freehold/Leasehold	The underlying land is taken on freehold basis		
Leasable Area	3.07 million sq. ft.		
Occupied Area	Not Applicable		

Particulars	Description
Committed Area	Not Applicable
Occupancy	Not Applicable
Committed Occupancy	Not Applicable
Number of Tenants	Not Applicable as Under Construction

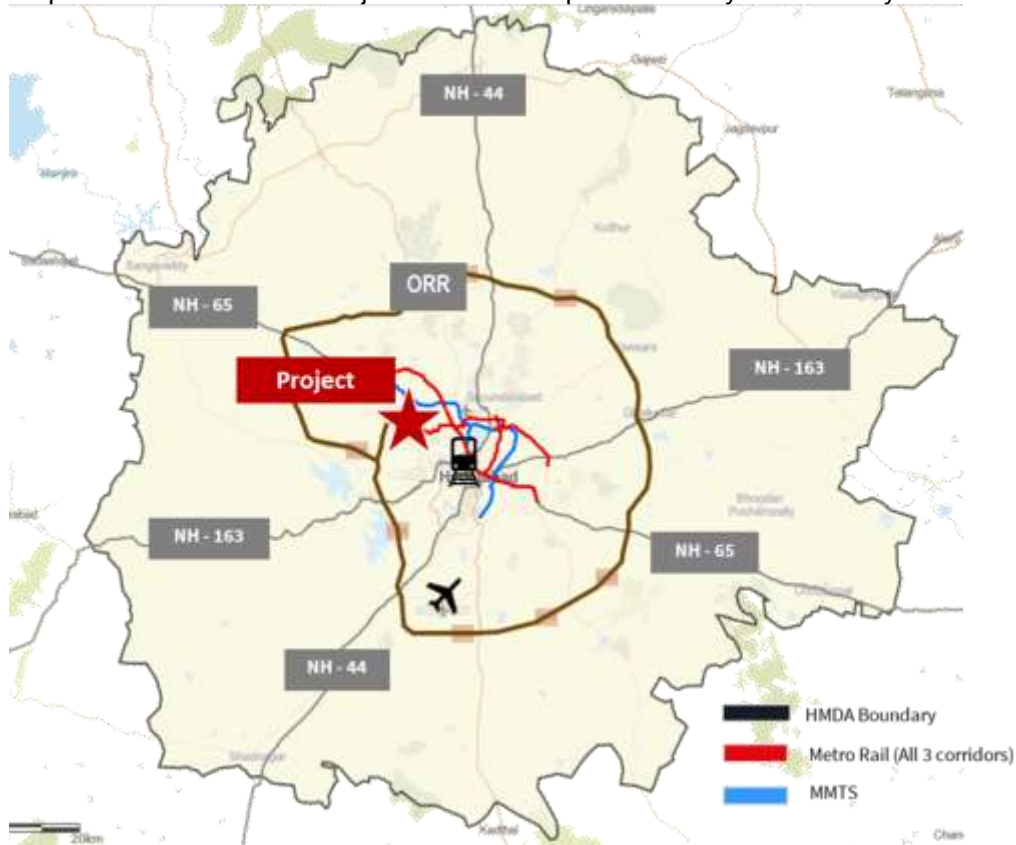
Source: Client, 30 September 2023

4.2.3 LOCATION OF THE PROJECT

The Project is located in Madhapur in the Western part of Hyderabad. It is located adjacent to the Raidurg Metro Station and at a distance of ~ 31 km from Hyderabad International Airport.

Map 4.2 presents the location of the Project with respect to the city.

Map 4.2: Location of the Project Site with respect to the Hyderabad City



Source: Real Estate Market Research & Analysis; JLL, 30 September 2023

Table 4.9: Distances of the Project from Major Landmarks in the City

Location / Landmark	Approximate Distance from Project Site (km)
Raidurg Metro station	Adjacent to the Mindspace Park
Cyber Tower	~ 1.3
Inorbit Mall	~ 1.4
Outer Ring Road (ORR)	~ 2.5
Secunderabad Railway station	~ 19
Hyderabad International Airport	~ 31

Source: Real Estate Market Research & Analysis; JLL, 30 September 2023

4.2.4 KEY ASSUMPTIONS AND INPUTS

Particulars	Unit	Information
Revenue Assumptions (as on 30/09/2023)		
Current Effective Rent	INR/sq ft/mth	67.6
Achievable Market Rent		
Warm Shell	INR/sq ft/mth	71
F&B	INR/sq ft/mth	230
Parking Charges	INR/bay/mth	2,000
Development Assumptions		
Remaining Capital Expenditure	INR Million	Upgrade Capex: 642 Building 1A & 1B: 6,830 ¹ Building 7 & 8: 8,351 ² Experience Center: 1,061
Expected Completion	Qtr, Year	Upgradation: Q1 FY 26 Building 1A & 1B: Q4 FY 26 Building 7 & 8: Q4 FY 27 Experience Center: Q3 FY 25
Other Financial Assumptions		
Cap Rate	%	8.00
WACC (Complete/Operational)	%	11.75
WACC (Under-construction/Future Development)	%	13.00

¹ Building 1A & 1B represents Construction cost to be incurred INR 6,155 Million; PSS (Project Support Services) cost INR 540 Million; approval costs INR 135 Million

² Building 7 & 8 represents Construction cost to be incurred INR 7,221 Million; PSS (Project Support Services) cost INR 808 Million; approval costs INR 322 Million

NA: Not Applicable

Source: Client, 30 September 2023

Valuation of land for future development – 1.79 acres

Project has 1.79 acres of land for future development located at the entrance gate. The same is proposed for commercial development measuring 500,000 sq. ft. However, the land is currently under litigation. Further it is forming part of the larger IT park and designated for IT/ITES development. The market value of the plot has been estimated using government benchmarked price (allotment rate) as the land is still under litigation even though the opinion of the legal counsel of KRIT provides certain confidence that the case of retention of plot for future development by KRIT is strong.

4.2.5 MARKET VALUE

We are of opinion that the Market Value of the Project Mindspace Madhapur (KRIT) located in Madhapur, Hyderabad Telangana, India 500081 as on 30 September 2023, is estimated to be:

- For Completed Project - INR 20,162.96 million** (INR Twenty Billion One Hundred Sixty Two Million Nine Hundred Sixty Thousand Only)
- For Under construction, Future development, and land Projects INR 11,218.07 million** (INR Eleven Billion Two Hundred Eighteen Million and Seventy Thousand Only)

Note: Based on the inputs provided by client, Mindspace REIT holds 89% of the ownership interest in the project and the valuation presented is for 89% interest in the project only. The total value of the asset with 100% interest is INR 35,219.13 million (INR Thirty-Five Billion Two Hundred Nineteen Million One Hundred and Thirty Thousand Only)

4.3 MINDSPACE MADHAPUR (INTIME PROPERTIES LTD), HYDERABAD

4.3.1 DETAILS OF THE PROJECT SITE AND / OR PROJECT

The table below presents details of the Project Site and/or Project:

Table 4.10: Details of the Project Site and/or Project

DETAILS OF PROPERTY		
Property Name	Mindspace Madhapur (Intime), Madhapur, Hyderabad, Telangana, India 500 081	
Property Address	Mindspace Madhapur, Titus Towers, TSIIIC software layout, Madhapur, Hyderabad, Telangana, 500081	
Land Area	8.52 Acres	
Block-Wise Break-Up of Leasable Area and Current Status	Leasable area details as shared by the Client is given below:	
	Sr. No.	Building Name
	1.	Building 5B
	2.	Building 6
	3.	Building 9
	Total Leasable Area	
	Based on the site inspection, all buildings are operational. There are no under-construction buildings within the project.	
Access	Accessible through 60 m wide Hitech City Main Road and 36 m wide internal road	
Frontage	Excellent frontage along the abutting road	
Shape and Visibility	Regular in shape and has excellent visibility along the abutting road	
Approval Status	Project has requisite approvals in place as confirmed by the Client.	
INFRASTRUCTURE		
Water Supply, Sewerage & Drainage	Available within the Project	
Power & Telecommunication	Available within the Project	

4.3.2 DESCRIPTION OF THE PROJECT

As stated earlier, the Project has total leasable area of 1.75 million sq. ft. . as per the occupancy certificate and leases signed and it is spread across three (3) buildings i.e., Building 5B, 6 and 9. All the buildings are completed & operational and are non-SEZ buildings. The following table presents the details of the Project in terms of buildings and leasable area.

Table 4.11: Details of the Project in terms of Buildings and Leasable Area

Sr. No.	Building Name	Leasable Area (sq. ft.)	Usage type	Status
1.	Building 5B	245,977	Non SEZ	Completed
2.	Building 6	388,543	Non SEZ	Completed
3.	Building 9	1,110,515	Non SEZ	Completed

Sr. No.	Building Name	Leasable Area (sq. ft.)	Usage type	Status
	Total Leasable Area	1,745,035		

Source: Client, 30 September 2023

Note: Total leasable area for the property may vary from the architect certificate. The change in area is in accordance with the Lease Deeds/ Leave and License Agreements

In addition to the above, the undivided rights, title and interest in the following assets are also part of the Project.

- Total utility areas and internal roads
- Total open spaces

The table below presents key asset specific information.

Table 4.12: Key Asset Specific Information of the Project

Particulars	Description			
Name of the Entity	Intime Properties Limited			
Interest owned by Mindspace REIT	Project is wholly owned by Intime Properties Limited, which is 89% owned and controlled by Mindspace REIT			
Land Extent	8.52 Acres			
Asset Type	IT Park with Non-SEZ buildings			
Sub-Market	Madhapur			
Approved and Existing Usage	IT Offices			
Age of Building based on the Date of Occupancy Certificate	Sr. No.	Building Name	Age of the Building	
	1.	Building 5B	~ 15 years and 2 months	
	2.	Building 6	~ 13 years and 11 months	
	3.	Building 9	~ 13 years and 3 months	
Current Status	100% Complete and Operational			
Freehold/Leasehold	The underlying land is taken on freehold basis			
Leasable Area	1.75 million sq. ft.			
Occupied Area	1.46 million sq. ft.			
Committed Area	1.57 million sq. ft.			
Occupancy	83.6%			
Committed Occupancy	90.2%			
Number of Tenants	30			

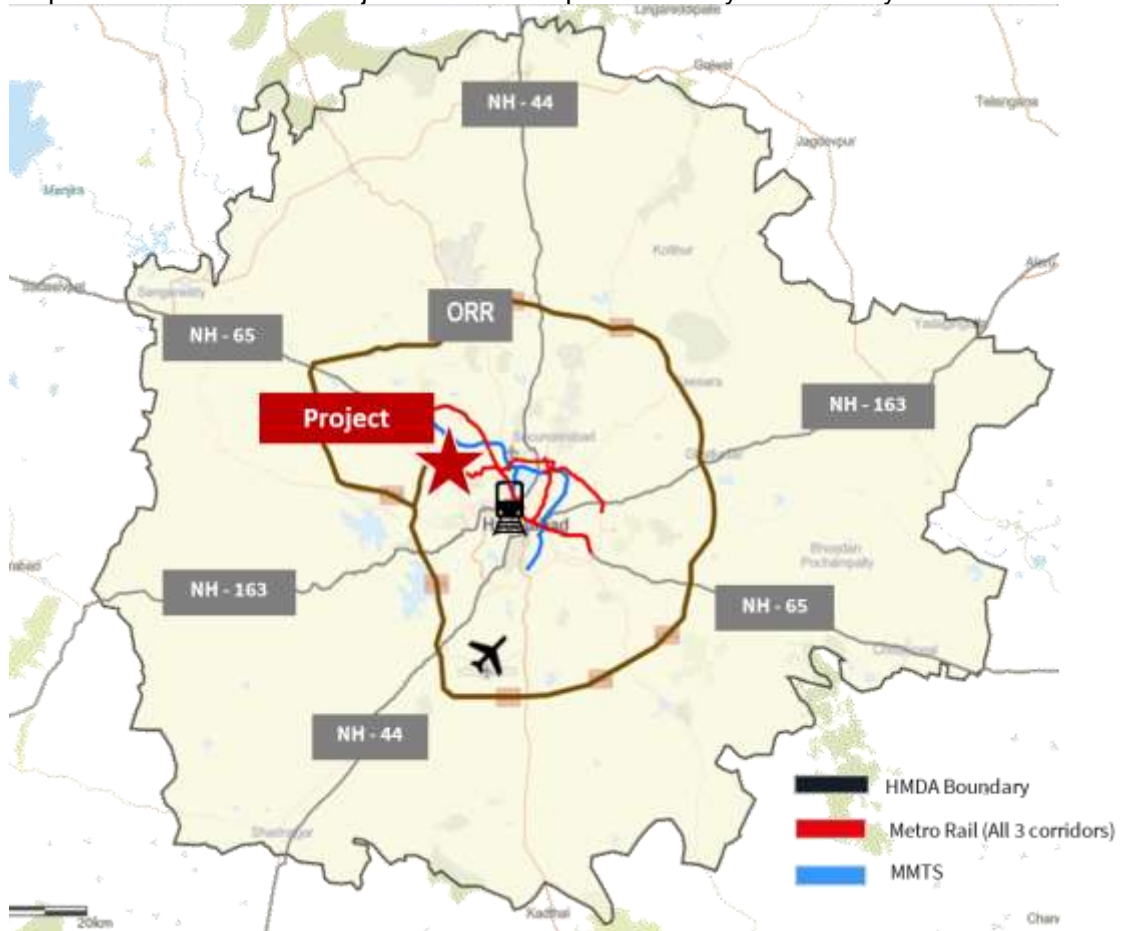
Source: Client, 30 September 2023

4.3.3 LOCATION OF THE PROJECT

The Project is located in Madhapur in the Western part of Hyderabad. It is located adjacent to the Raidurg Metro Station and at a distance of ~ 31 km from Hyderabad International Airport.

The map on the following page presents the location of the Project with respect to the city.

Map 4.3: Location of the Project Site with respect to the Hyderabad City



Source: Real Estate Market Research & Analysis; JLL, 30 September 2023

The distance of the Project from major landmarks in the city is given in the table below.

Table 4.13: Distances of the Project from Major Landmarks in the City

Location / Landmark	Approximate Distance from Project Site (km)
Raidurg Metro station	Adjacent to the Mindspace Park
Cyber Tower	~ 1.3
Inorbit Mall	~ 1.4
Outer Ring Road (ORR)	~ 2.5
Secunderabad Railway station	~ 19
Hyderabad International Airport	~ 31

Source: Real Estate Market Research & Analysis; JLL, 30 September 2023

4.3.4 KEY ASSUMPTIONS AND INPUTS

Particulars	Unit	Information
Revenue Assumptions (as on 30/09/2023)		
Current Effective Rent	INR/sq ft/mth	68
Achievable Market Rent		
Warm Shell	INR/sq ft/mth	71
Kiosk	INR/sq ft/mth	230
Parking Charges	INR/bay/mth	2,000
Development Assumptions		
Remaining Capital Expenditure	INR Million	Upgrade Capex: 290
Expected Completion	Qtr, Year	Upgradation: Q1 FY 26
Other Financial Assumptions		
Cap Rate	%	8.00
WACC (Complete/Operational)	%	11.75
WACC (Under-construction/Future Development)	%	NA

NA: Not Applicable

4.3.5 MARKET VALUE

We are of opinion that the Market Value of the Project Mindspace Madhapur (Intime) located in Madhapur, Hyderabad Telangana, India 500081, comprising total leasable area of **1,745,035 sq.ft.** as on 30 September 2023 is estimated to be **INR 17,000.96 million (INR Seventeen Billion Nine Hundred and Sixty Thousand Only).**

*Note: Based on the inputs provided by client, Mindspace REIT holds 89% of the ownership interest in the project and the valuation presented is for 89% interest in the project only. The total value of the asset with 100% interest is **INR 19,102.20 million (INR Nineteen Billion One Hundred Two Million and Twenty Hundred Thousand Only)***

4.4 MINDSPACE AIROLI EAST, MUMBAI

4.4.1 DETAILS OF THE PROJECT SITE AND / OR PROJECT

The table below presents details of the Project Site and/or Project.

Table 4.14: Details of the Project Site and/or Project

DETAILS OF PROPERTY		
Property Name	Mindspace Airoli East, Navi Mumbai, Maharashtra, India	
Property Address	Plot No. 3, Kalwa Trans Thane Creek Industrial Area, Mindspace, Opp. Airoli Station, Kalwa, Airoli, Thane, Navi Mumbai 400708	
Land Area	Total Plot Area: ~50.1 acres (Of which Land for Future Development component is ~1.76 acres)	
Block-Wise Break-Up of Leasable Area and Current Status	Leasable area details as shared by the Client is given below:	
	Sl.	Building Name
		Leasable Area (sq. ft.)
	1.	Building 1 – Office building completed
	2.	Building 2 – Office building completed
	3.	Building 3 – Office building completed
	4.	Building 4 – Office building completed
	5.	Building 5&6 – Office building completed
	6.	Building 7 – Office building completed
	7.	Building 8 – Office building completed
	8.	Building 9 – Office building completed
	9.	Building 10 – Office building completed
	10.	Building 11 – Office building completed
	11.	Building 12 – Office building completed
	12.	Building 14 – Office building completed
	13.	Club House – Completed
	14.	Building 15 – Office building future development
	15.	High Street Retail – Under construction
	Total Leasable Area	
	5,567,625	
	During the site inspection it was found that the Project Site has 12 office buildings that are complete and operational along with the Club House. Additionally, the property has an under construction High Street Retail building which is expected to be completed by Q4 FY24 and a future development (office Building 15) which is expected to be completed by Q1 FY28.	
	Details of the Project in terms of Land Earmarked for Future Development:	
	Sl.	Land Parcel
		Land Area (acres)
	1.	Land Parcel – For future development
	Total Land Area	
	1.76	

	MBPPL has also invested in power distribution infrastructure for distributing power to SEZ tenants of the property.
Access	Accessible through Thane-Belapur Road
Frontage	Approximately 450 m frontage along Thane-Belapur Road
Shape and Visibility	The topography of the project features terrain that is relatively flat and is regular in shape. It has excellent visibility from Thane-Belapur Road.
INFRASTRUCTURE	
Water Supply, Sewerage & Drainage	Available within the Project
Power & Telecommunication	Available within the Project

4.4.2 DESCRIPTION OF THE PROJECT

The property is a Grade A, IT, SEZ Park and has two components i.e., a completed component and a future development component. The total leasable area of the property is 5,567,625 sq. ft.

The completed component of the property comprises 12 commercial / office SEZ buildings (Buildings 1, 2, 3, 4, 5 & 6, 7, 8, 9, 10, 11, 12 and 14) and a Club House with a total leasable area of 4,721,717 sq. ft. The under construction / future development component of the property includes a proposed Non SEZ office building (Building 15) and a proposed Non SEZ retail development (High Street Retail). The total leasable area of these future developments is 845,908 sq. ft and they are expected to be completed by Q1 FY28 (Building 15) and Q4 FY24 (High Street Retail). The property also includes ~1.76 acres of land earmarked for future development.

The Club House has Food & Beverages (F&B) outlets on the ground floor and a gaming zone for employees.

The topography of the project features terrain that is relatively flat and is regular in shape. The property is predominantly surrounded by commercial office spaces followed by residential and industrial developments.

Table 4.15: Details of the Project in terms of Buildings and Leasable Area

Sl.	Building Name	Leasable Area (sq. ft.)	Usage Type	Status
1.	Building 1	368,007	SEZ	Completed
2.	Building 2	344,370	SEZ	Completed
3.	Building 3	354,404	SEZ	Completed
4.	Building 4	349,433	SEZ	Completed
5.	Building 5 & 6	862,389	SEZ	Completed
6.	Building 7	345,376	SEZ	Completed
7.	Building 8	295,423	SEZ	Completed
8.	Building 9	359,847	SEZ	Completed
9.	Building 10	366,319	SEZ	Completed
10.	Building 11	353,159	SEZ	Completed
11.	Building 12	371,972	SEZ	Completed

12.	Building 14	344,247	SEZ	Completed
13.	Club House	6,771	SEZ	Completed
14.	Building 15	800,000	Proposed Non SEZ	Under-Construction
15.	High Street Retail	45,908	Proposed Non SEZ	Under-Construction
	Total Leasable Area	5,567,625		

Source: Client, 30 September 2023

Note: Total leasable area for the property may vary from the architect certificate. The change in area is in accordance with the Lease Deeds/ Leave and License Agreements

Table 4.16: Details of the Project in terms of Land Earmarked for Future Development.

Sl.	Land Parcel	Land Area (Acres)
1.	Land Parcel – For future development	1.76
	Total Land Area	1.76

Source: Client, 30 September 2023

In addition to the above, the undivided rights, title and interest in the following assets are also part of the Project.

- Amenities and infrastructure
- Total utility areas and internal roads
- Total open spaces

The table on the following page presents key asset specific information.

Table 4.17: Key Asset Specific Information of the Project – Completed Buildings

Particulars	Description		
Name of the Entity	Mindspace Business Parks Private Limited		
Interest owned by Mindspace REIT	The underlying land is on leasehold basis from Maharashtra Industrial Development Corporation (MIDC); the buildings thereupon are wholly owned by Mindspace Business Parks Private Limited which is 100% owned and controlled by the Mindspace REIT		
Land Extent	Total Plot Area: ~50.1 acres (Of which Land for Future Development component is 1.76 acres)		
Asset Type	IT Park with SEZ buildings		
Sub-Market	Navi Mumbai		
Approved and Existing Usage	IT SEZ		
Age of Building based on the Date of Occupancy Certificate	Sl.	Building Name	Age of the building
	1.	Building 1 – Office	11 years and 2 months
	2.	Building 2 – Office	12 years and 1 month
	3.	Building 3 – Office	13 years and 8 months
	4.	Building 4 – Office	11 years and 8 months
	5.	Building 5&6 – Office	12 years and 9 months
	6.	Building 7 – Office	13 years and 6 months
	7.	Building 8 – Office	15 years
	8.	Building 9 – Office	10 years and 9 months
	9.	Building 10 – Office	10 years and 3 months
	10.	Building 11 – Office	10 years and 2 months
	11.	Building 12 – Office	8 years and 10 months
	12.	Building 14 – Office	13 years and 6 months
	13.	Club House	9 years and 9 months
Current Status	Buildings 1, 2, 3, 4, 5&6, 7, 8, 9, 10, 11, 12, 14 and Club House - Completed and Operational		
Freehold / Leasehold	The underlying land of the Project Site is held as leasehold from MIDC, which lease is valid for a term of 99 years from 1st August, 1964. Further, the company has right to renew the lease for a period of 99 years upon the terms and conditions therein. Given that the purpose and obligations associated with lease of the underlying land has essentially been achieved, the likelihood of lease getting cancelled or not renewed at the end of the tenure is negligible. Thus, no specific adjustments are required to be made towards the legal tenure of underlying land's ownership.		
Leasable Area	4.7 million sq. ft		
Occupied Area	3.9 million sq. ft		
Committed Area	3.9 million sq. ft		
Occupancy	83%		
Committed Occupancy	83%		
Number of Tenants	26		

Table 4.18: Key Asset Specific Information of the Project – Under Construction / Future Developments

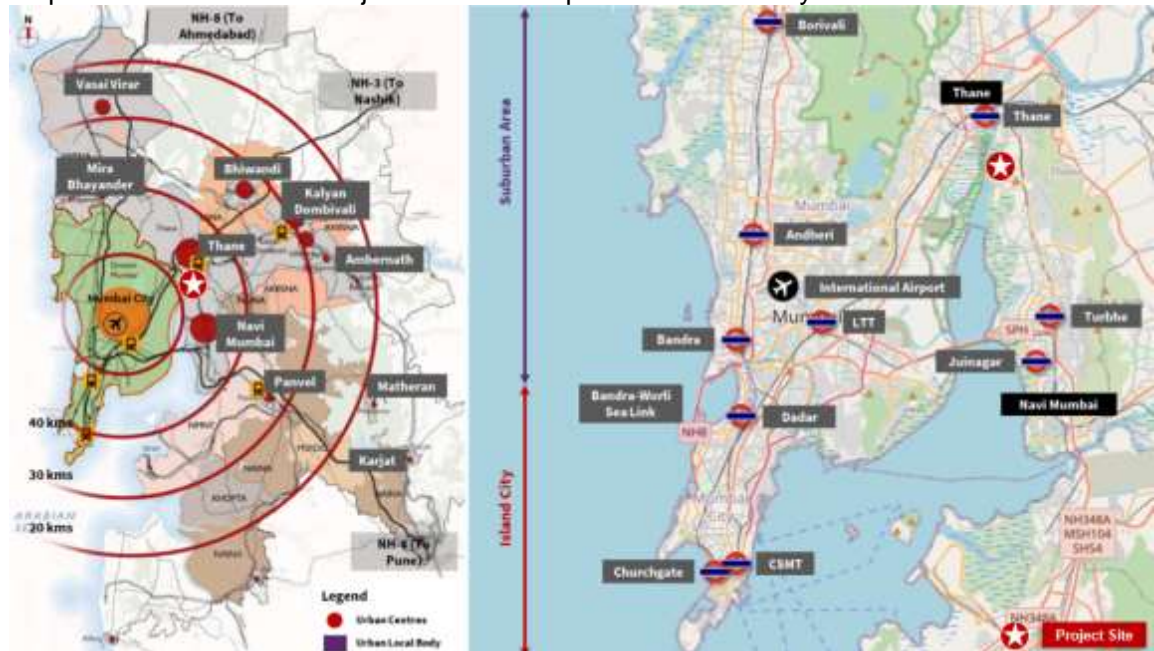
Particulars	Description									
Name of the Entity	Mindspace Business Parks Private Limited									
Interest owned by Mindspace REIT	The underlying land is on leasehold basis from MIDC; the buildings thereupon are wholly owned by Mindspace Business Parks Private Limited which is 100% owned and controlled by the Mindspace REIT ¹									
Expected completion date of construction	Building 15 – Q1 FY28 High Street Retail – Q4 FY24									
Asset Type	Proposed Non SEZ buildings									
Sub-Market	Navi Mumbai									
Approved Usage	Non SEZ IT (Building 15) and Non SEZ Commercial (High Street Retail)									
Age of Building based on the Date of Occupancy Certificate	<table><tr><th>Sl.</th><th>Building Name</th><th>Age of the Building</th></tr><tr><td>1.</td><td>Building 15 – Office building</td><td>Future Development</td></tr><tr><td>2.</td><td>Retail Space – High Street Retail</td><td>Under Construction</td></tr></table>	Sl.	Building Name	Age of the Building	1.	Building 15 – Office building	Future Development	2.	Retail Space – High Street Retail	Under Construction
Sl.	Building Name	Age of the Building								
1.	Building 15 – Office building	Future Development								
2.	Retail Space – High Street Retail	Under Construction								
Land Area	<table><tr><th>Sl.</th><th>Land Parcel</th><th>Land Area (Acres)</th></tr><tr><td>1.</td><td>Land area</td><td>~1.76</td></tr><tr><td></td><td>Total Land Area</td><td>~1.76</td></tr></table>	Sl.	Land Parcel	Land Area (Acres)	1.	Land area	~1.76		Total Land Area	~1.76
Sl.	Land Parcel	Land Area (Acres)								
1.	Land area	~1.76								
	Total Land Area	~1.76								
Current Status	Office Building 15 – Future Development, yet to commence construction. High Street Retail – RCC works completed, Finishing work in progress. Land – Future Development									
Approvals Status	List of approvals are specified in Annexure									
Freehold / Leasehold	The underlying land of the Project Site is held as leasehold from MIDC, which lease is valid for a term of 99 years from 1st August, 1964. Further, the company has right to renew the lease for a period of 99 years upon the terms and conditions therein. Given that the purpose and obligations associated with lease of the underlying land has essentially been achieved, the likelihood of lease getting cancelled or not renewed at the end of the tenure is negligible. Thus, no specific adjustments are required to be made towards the legal tenure of underlying land’s ownership.									
Leasable Area	0.8 million sq. ft									
Occupied Area	Not Applicable									
Occupancy	Not Applicable									
Committed Occupancy	Not Applicable									

Note: Only the currently formulated development potential of 0.8 million sq. ft (including the under construction / future developments, Building 15 and High Street Retail) have been considered for the purpose of valuation.

4.4.3 LOCATION OF THE PROJECT

The Project Site is strategically located along the Thane-Belapur Road in the Thane-Belapur Road micro market of Navi Mumbai in the vicinity of Mumbai city and Thane. It is located at a distance of about 1.5 km from the Airoli Suburban Railway Station and about 15 km from the Eastern Express Highway. It is also situated near the upcoming Navi Mumbai International Airport. The map below presents the location of the Project with respect to the city.

Map 4.4: Location of the Project Site with respect to Mumbai City



Source: Real Estate Market Research & Analysis; JLL, 30 September 2023

The distance of the Project from major landmarks in the city is given in the table below.

Table 4.19: Distances of the Project from Major Landmarks in the City

Location / Landmark	Approximate Distance from Project Site (km)
Airoli Railway Station	1.5
Airoli Circle	3.2
Mindspace Airoli West	4.0
Eastern Express Highway	15.0
Navi Mumbai International Airport	28.0

Source: Real Estate Market Research & Analysis; JLL, 30 September 2023

4.4.4 KEY ASSUMPTIONS AND INPUTS

Particulars	Unit	Information
Revenue Assumptions (as on 30/09/2023)		
Current Effective Rent	INR/sq ft/mth	59
Achievable Market Rent		
Warm Shell	INR/sq ft/mth	59
Highstreet	INR/sq ft/mth	63
F&B	INR/sq ft/mth	135
Kiosk	INR/sq ft/mth	250

Particulars	Unit	Information
Parking Charges	INR/bay/mth	1,500
Development Assumptions		
Remaining Capital Expenditure	INR Million	Upgrade Capex: 325 CAPEX (B15): 5,015 ¹ CAPEX (Highstreet): 275 ²
Expected Completion	Qtr, Year	Upgradation: Q4 FY25 CAPEX (B15): Q1 FY28 CAPEX (Highstreet): Q2 FY25
Other Financial Assumptions		
Cap Rate	%	8.00
WACC (Complete/Operational)	%	11.75
WACC (Under-construction/Future Development)	%	13.00

NA: Not Applicable

¹ Building 15 represents Construction cost to be incurred INR 4,000 Million; PSS (Project Support Services) cost INR 540 Million; approval costs INR 475 Million

² Building Highstreet represents Construction cost to be incurred INR 275 Million excluding PSS (Project Support Services) cost and approval costs

4.4.5 POWER DISTRIBUTION SERVICES

In accordance with Section 14 (b) of the Electricity Act, 2003 read with Section 4(1) of the SEZ Act, 2005, entities that own and operate SEZ Parks are considered Deemed Distribution Licensee for supplying electricity to consumers within the SEZ area. Pursuant to the above regulations, MBPPL also has the license to distribute power within the Subject Property.

The SPV has invested in the infrastructure to facilitate the distribution of the power to the customers (occupiers and operators within the subject properties). It procures power from Power generators supplying to the grid and then distribute it to the end consumers within the Project Site. The SPV is not allowed to expand the power distribution outside the limits of the SEZ, i.e., the Project Site in this case

4.4.6 ADOPTED METHODOLOGY FOR POWER DISTRIBUTION SERVICES

Referring to the commission's latest order for the operational facility, the cash flows from the power distribution services are projected in the following manner:

- Amount of approved Gross Fixed Assets ("GFA") is considered
- Further, Net Fixed Asset (NFA) which is GFA reduced by accumulated depreciation allowed as on date is computed.
- To compute the Net Cashflows, mainly return on equity, interest on notational debt, recovery of depreciation, interest on working capital have been added.
- Licensee is allowed to charge 14% return on equity which is 30% of GFA. In case of no actual loan, the commission allows a return on normative loan equal to 70% of GFA based on MYT regulations 2019. SLM (Straight Line Method) is considered for depreciation, as per the average rate approved by the commission. Depreciation is considered to the extent of 90% of the GFA.
- Approved power procurement, operational and maintenance expenses are allowed completely pass through.

4.4.7 KEY ASSUMPTIONS AND INPUTS FOR POWER DISTRIBUTION SERVICES

Following are the key details as per the Commission order dated 30 September 2023:

Table 4.20 Key Assumptions Used for Power Distribution Services

Particulars	Unit	Figure
Gross Fixed Assets	INR Mn	510
Notional Equity (30% of GFA)	INR Mn	153
Notional Debt as on September 2023 (70% of GFA)	INR Mn	357
Return on Equity	%	14%
Depreciation Rate	% Per annum	5.3%
License End Date	Date	03 November 2032
WACC	%	10.5%

4.4.8 MARKET VALUE

We are of opinion that the Market Value of the Project Mindspace Airoli East located in Navi Mumbai, Maharashtra, India as on 30 September 2023, is estimated to be:

1. **For Completed Project - INR 42,500.55 million** (INR Forty-Two Billion Five Hundred Million Five Hundred and Fifty Thousand Only)
1. **For Under construction, Future development, and land Projects INR 1,436.54 million** (INR One Billion Four Hundred Thirty-Six Million Five Hundred and Forty Thousand Only)
2. **For Power Distribution Business, Mindspace Airoli, East, Navi Mumbai, Maharashtra, India INR 466.98 million** (INR Four Hundred Sixty-Six Million Nine Hundred and Eighty Thousand Only)

*Note: Based on the inputs provided by client, Mindspace REIT holds 100% of the ownership interest in the project. The total value of the asset with 100% interest is **INR 44,404.07 million** (INR Forty-Four Billion Four Hundred Four Million Seventy Thousand Only)*

4.5 MINDSPACE AIROLI WEST, MUMBAI

4.5.1 DETAILS OF THE PROJECT SITE AND / OR PROJECT

The table below presents details of the Project Site and/or Project.

Table 4.21: Details of the Project Site and/or Project

DETAILS OF PROPERTY																																						
Property Name	Mindspace Airoli West, Navi Mumbai, Maharashtra, India																																					
Property Address	Special Economic Zone, Plot No. IT-5, Airoli Knowledge Park, TTC Industrial Area, Villages Airoli and Dighe, Thane 400710																																					
Land Area	~ 50.0 Acres																																					
Block-Wise Break-Up of Leasable Area and Current Status	Leasable area details as shared by the Client is given below:																																					
		<table><tr><th></th><th>Building Name</th><th>Leasable Area (sq. ft.)</th></tr><tr><td>1.</td><td>Building 1 - Office Building Completed</td><td>420,175</td></tr><tr><td>2.</td><td>Building 2 - Office Building Completed</td><td>715,307</td></tr><tr><td>3.</td><td>Building 3 - Office Building Completed</td><td>756,226</td></tr><tr><td>4.</td><td>Building 4 - Office Building Completed</td><td>834,747</td></tr><tr><td>5.</td><td>Building 5 - Office Building Completed</td><td>374,635</td></tr><tr><td>6.</td><td>Building 6 - Office Building Completed</td><td>391,777</td></tr><tr><td>7.</td><td>Building 8 - Data Centre Future Development</td><td>315,110</td></tr><tr><td>8.</td><td>Building 9 - Office Building Completed</td><td>1,095,215</td></tr><tr><td>9.</td><td>Building 10 - Data Centre Completed</td><td>315,110</td></tr><tr><td>10.</td><td>Centre Court - Completed</td><td>796</td></tr><tr><td></td><td>Total Leasable Area</td><td>5,219,099</td></tr></table>		Building Name	Leasable Area (sq. ft.)	1.	Building 1 - Office Building Completed	420,175	2.	Building 2 - Office Building Completed	715,307	3.	Building 3 - Office Building Completed	756,226	4.	Building 4 - Office Building Completed	834,747	5.	Building 5 - Office Building Completed	374,635	6.	Building 6 - Office Building Completed	391,777	7.	Building 8 - Data Centre Future Development	315,110	8.	Building 9 - Office Building Completed	1,095,215	9.	Building 10 - Data Centre Completed	315,110	10.	Centre Court - Completed	796		Total Leasable Area	5,219,099
		Building Name	Leasable Area (sq. ft.)																																			
	1.	Building 1 - Office Building Completed	420,175																																			
	2.	Building 2 - Office Building Completed	715,307																																			
	3.	Building 3 - Office Building Completed	756,226																																			
	4.	Building 4 - Office Building Completed	834,747																																			
	5.	Building 5 - Office Building Completed	374,635																																			
	6.	Building 6 - Office Building Completed	391,777																																			
	7.	Building 8 - Data Centre Future Development	315,110																																			
	8.	Building 9 - Office Building Completed	1,095,215																																			
	9.	Building 10 - Data Centre Completed	315,110																																			
	10.	Centre Court - Completed	796																																			
		Total Leasable Area	5,219,099																																			
	Based on site inspection, it was found that all the office blocks, center court and one data centre (Building B10) are completed and fully operational. The construction of data centre building B8 is underway and is scheduled to finish by Q4 FY25																																					
Details of the Project in terms of Land Earmarked for Future Development:																																						
	<table><tr><th></th><th>Land Parcels</th><th>Land Area (Acres.)</th></tr><tr><td>1.</td><td>Land Parcel 1 – (For future development)</td><td>6.42</td></tr><tr><td>2.</td><td>Land Parcel 2 – (For future development)</td><td>1.96</td></tr><tr><td></td><td>Total Land Area</td><td>8.38</td></tr></table>		Land Parcels	Land Area (Acres.)	1.	Land Parcel 1 – (For future development)	6.42	2.	Land Parcel 2 – (For future development)	1.96		Total Land Area	8.38																									
	Land Parcels	Land Area (Acres.)																																				
1.	Land Parcel 1 – (For future development)	6.42																																				
2.	Land Parcel 2 – (For future development)	1.96																																				
	Total Land Area	8.38																																				
Access	Accessible through Airoli Knowledge Park Road																																					
Frontage	Excellent frontage along Airoli Knowledge Park Road																																					
Shape and Visibility	Regular in shape. Relatively flat terrain. Excellent visibility from Airoli Knowledge Park Road																																					
Approval Status	List of approvals already in place																																					

INFRASTRUCTURE	
Water Supply, Sewerage & Drainage	Available within the Project
Power & Telecommunication	Available within the Project

4.5.2 DESCRIPTION OF THE PROJECT

The property is Grade A, IT, SEZ and Non-SEZ park developed as commercial / office space with data center which comprises of ~ 5.2 Mn. sq. ft of total leasable area as per the occupancy certificate and/or leases signed and is spread across ~50 acres of Land Parcel. The property includes eight(8) buildings (B1, B2, B3, B4, B5, B6, B9 & B10) out of which five(5) of them are IT SEZ buildings whereas Building 1 (B1), Building 9 (B9) & Building 10 (B10) are IT Non-SEZ buildings. It also includes one (1) centre court. Future development includes IT Non-SEZ data centre building (B8), 6.42 acres and 1.96 acres land parcels.

The topography of the project features terrain that is relatively flat and has a regular shape. It has excellent frontage along the access road. The property is surrounded by commercial office spaces followed by residential and industrial developments in the vicinity. The table in the following page presents details of the Project in terms of buildings and leasable area.

Table 4.22: Details of the Project in terms of Buildings and Leasable Area

Sl.	Building Name	Leasable Area (sq. ft.)	Usage	Status
1.	Building 1	420,175	Non-SEZ	Completed
2.	Building 2	715,307	SEZ	Completed
3.	Building 3	756,226	SEZ	Completed
4.	Building 4	834,747	SEZ	Completed
5.	Building 5	374,635	SEZ	Completed
6.	Building 6	391,777	SEZ	Completed
7.	Building 8	315,110	Non-SEZ	Under-Construction
8.	Building 9	1,095,215	Non-SEZ	Completed
9.	Building 10	315,110	Non-SEZ	Completed
10.	Centre Court	796	SEZ	Completed
	Total Leasable Area	5,219,099		

Source: Client, 30 September 2023

Note: Total leasable area for the property may vary from the architect certificate. The change in area is in accordance with the Lease Deeds/ Leave and License Agreements

Table 4.23: Details of the Project in terms of Land Earmarked for Future Development:

Sl.	Land Parcels	Land Area (Acres.)
1.	Land Parcel 1 – (For future development)	6.42
2.	Land Parcel 2 – (For future development)	1.96
	Total Land Area	8.38

Source: Client, 30 September 2023

In addition to the above, the undivided rights, title and interest in the following assets are also part of the Project.

- Amenities
- Total utility areas and internal roads.
- Total open spaces.

The table below presents key asset specific information.

Table 4.24: Key Asset Specific Information of the Completed Project

Particulars	Description		
Name of the Entity	Gigaplex Estate Private Limited		
Interest owned by Mindspace REIT	Project is wholly owned by Gigaplex Estate Private Limited which is 100% owned and controlled by the Mindspace REIT		
Total Land Extent	~ 50.0 acres		
Asset Type	IT SEZ and Non-SEZ Park		
Sub-Market	Thane-Belapur Road		
Approved and Existing Usage	IT SEZ and Non-SEZ Park		
Age of Building based on the Date of Occupancy Certificate	Sl.	Building Name	Age of the Building
	1.	Building 1 – Office Building	10 years
	2.	Building 2 – Office Building	7 years
	3.	Building 3 – Office Building	6 years and 8 months
	4.	Building 4 – Office Building	5 years and 3 months
	5.	Building 5 – Office Building	9 years 2 months
	6.	Building 6 – Office Building	8 years
	7.	Building 9 – Office Building	2 years 3 months ⁽¹⁾
	8.	Building 10 – Data Centre	9 months ⁽¹⁾
	9.	Centre Court	5 years 2 months
Note: (1) – From date of receipt of first OC			
Current Status	Office Buildings (B1, B2, B3, B4, B5, B6, B9), Data Centre (Building B10) and Centre Court are Completed and Operational. Client has obtained occupation certificate for entire office building (B1,B2,B3,B4,B5,B6 & B9) and data center building (B10) .		
Freehold/Leasehold	The Project Site land is leasehold (admeasuring 202,300 sq. mtrs. in Airoli, Navi Mumbai) leased from Maharashtra Industrial Development Corporation ('MIDC'). The lease is valid for a term of 95 years from 1st June 2007, and shall expire on 31st May, 2102. Further, the company has right to renew the lease for a period of 95 years upon the terms and conditions therein including payment of premium. Since the purpose and obligations associated with the lease have been fulfilled, the likelihood of the lease getting cancelled or not renewed at the end of the tenure is very low. Therefore, no adjustments need to be made to the legal tenure of the underlying land's ownership.		
Leasable Area	~ 4.90 million sq. ft.		
Occupied Area	~ 3.44 million sq. ft.		
Committed Area	~3.56 million sq. ft.		

Particulars	Description
Occupancy	70.1%
Committed Occupancy	72.6%
Number of Tenants	50

Source: Client, 30 September 2023

Table 4.25: Key Asset Specific Information for Under-construction

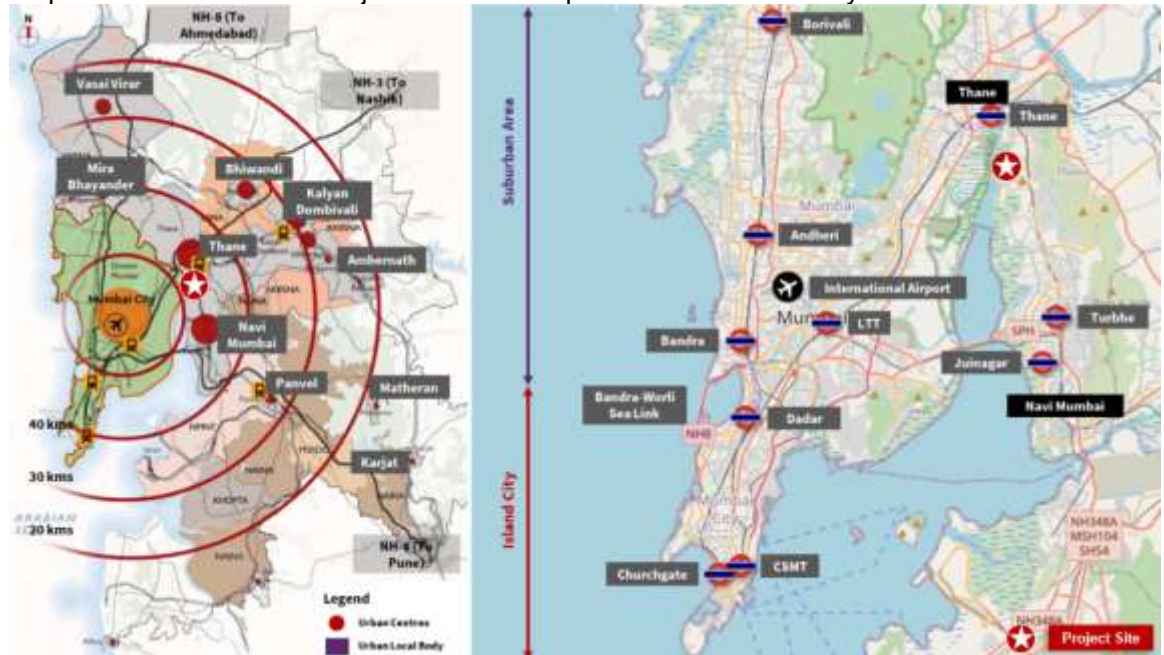
Particulars	Description		
Name of the Entity	Gigaplex Estate Private Limited		
Interest owned by Mindspace REIT	Project is wholly owned by Gigaplex Estate Private Limited which is 100% owned and controlled by the Mindspace REIT		
Total Land Extent	~ 50.0 acres		
Asset Type	Non-SEZ Building		
Sub-Market	Thane-Belapur		
Approved and Existing Usage	IT Non-SEZ		
Age of Building based on the Date of Occupancy Certificate	Sl.	Building Name	Age of the Building
	1.	Building 8 – Data Centre	Future Development
Current Status	Future development data centre building (B8) is expected to be completed by Feb -2025.		
Freehold/Leasehold	The Project Site land is leasehold (admeasuring 202,300 sq. mtrs. in Airoli, Navi Mumbai) leased from Maharashtra Industrial Development Corporation ('MIDC'). The lease is valid for a term of 95 years from 1st June, 2007, and shall expire on 31st May, 2102. Further, the company has right to renew the lease for a period of 95 years upon the terms and conditions therein including payment of premium. Since the purpose and obligations associated with the lease have been fulfilled, the likelihood of the lease getting cancelled or not renewed at the end of the tenure is very low. Therefore, no adjustments need to be made to the legal tenure of the underlying land's ownership.		
Leasable Area	0.32 Mn sq.ft		
Occupied Area	Nil		
Committed Area	0.32 Mn sq. ft.		
Occupancy	0.00%		
Committed Occupancy	100.00%		
Number of Tenants	1		

Source: Client, 30 September 2023

4.5.3 LOCATION OF THE PROJECT

The property is strategically located in the Thane-Belpaur Road micro market of MMR region along the Airoli Knowledge Park Road which connects to Thane Belapur Road. It is located at a distance of about 2.0 km from Dighe Railway Station and 3.8 km from the Airoli Railway Station. It is also situated near to the upcoming Navi Mumbai International Airport. The map on the following page presents the location of the Project with respect to the city.

Map 4.5: Location of the Project Site with respect to the Mumbai City



Source: Real Estate Market Research & Analysis; JLL, 30 September 2023

The distance of the Project from major landmarks in the city is given in the table below.

Table 4.26: Distances of the Project from Major Landmarks in the City

Location / Landmark	Approximate Distance from Project Site (km)
Navi Mumbai International Airport	24.0
Airoli Railway Station	3.8
Dighe Railway Station	2.0
Mindspace Airoli East	4.0
Airoli Circle	3.4

Source: Real Estate Market Research & Analysis; JLL, 30 September 2023

4.5.4 KEY ASSUMPTIONS AND INPUTS

Particulars	Unit	Information
Revenue Assumptions (as on 30/09/2023)		
Current Effective Rent	INR/sq ft/mth	59
Achievable Market Rent		
Warm Shell	INR/sq ft/mth	55
Food Court	INR/sq ft/mth	65
Kiosk	INR/sq ft/mth	315
Parking Charges	INR/bay/mth	2,000
Development Assumptions		
Remaining Capital Expenditure	INR Million	Upgrade Capex: 483 Under-construction/ Future Development (Bldg 8): 1,769
Expected Completion	Qtr, Year	Upgrade Capex: Q3 FY25 Under-construction/ Future Development (Bldg 8): Q1 FY27

Particulars	Unit	Information
Other Financial Assumptions		
Cap Rate	%	8.00
WACC (Complete/Operational)	%	11.75
WACC (Under-construction/Future Development)	%	13.00

NA: Not Applicable

Source: Client, 30 September 2023

4.5.5 POWER DISTRIBUTION SERVICES

In accordance with Section 14 (b) of the Electricity Act, 2003 read with Section 4(1) of the SEZ Act, 2005, entities that own and operate SEZ Parks are considered Deemed Distribution Licensee for supplying electricity to consumers within the SEZ area. Pursuant to the above regulations, Gigaplex Estate Private Limited also has the license to distribute power within the Project Site.

The SPV has invested in the infrastructure to facilitate the distribution of the power to the customers (occupiers and operators within the subject properties). It procures power from Power generators supplying to the grid and then distribute it to the end consumers within the Project Site . The SPV is not allowed to expand the power distribution outside the limits of the SEZ, i.e., the Project Site in this case.

4.5.6 ADOPTED METHODOLOGY FOR POWER DISTRIBUTION SERVICES

Referring to the commission's latest order for the operational facility, the cash flows from the power distribution services are projected in the following manner:

- Amount of approved Gross Fixed Assets ("GFA") is considered
- Further, Net Fixed Asset (NFA) which is GFA reduced by accumulated depreciation allowed as on date is computed.
- To compute the Net Cashflows, mainly return on equity, interest on notational debt, recovery of depreciation, interest on working capital have been added.
- Licensee is allowed to charge 14% return on equity which is 30% of GFA. In case of no actual loan, the commission allows a return on normative loan equal to 70% of GFA based on MYT regulations 2019. SLM (Straight Line Method) is considered for depreciation, as per the average rate approved by the commission. Depreciation is considered to the extent of 90% of the GFA.
- Approved power procurement, operational and maintenance expenses are allowed completely pass through.

4.5.7 KEY ASSUMPTIONS AND INPUTS FOR POWER DISTRIBUTION SERVICES

Following are the key details as per the Commission order dated 30 September 2023:

Table 4.27 Key Assumptions Used for Power Distribution Services

Particulars	Unit	Figure
Gross Fixed Assets	INR Mn	301
Notional Equity (30% of GFA)	INR Mn	90
Notional Debt as on September 2023 (70% of GFA)	INR Mn	211
Return on Equity	%	14%
Depreciation Rate	% Per annum	5.3%
License End Date	Date	12 June 2038
WACC	%	10.5%

4.5.8 MARKET VALUE

We are of opinion that the Market Value of the Project Mindspace Airoli West located in Navi Mumbai, Maharashtra, India as on 30 September 2023, is estimated to be:

1. **For Completed Project - INR 41,826.21 million** (INR Forty-One Billion Eight Hundred Twenty-Six Million Two Hundred and Ten Thousand Only)
2. **For Under construction, Future development, and land projects INR 2,182.01 million** (INR Two Billion One Hundred Eighty-Two Million Ten Thousand Only)
3. **For Power Distribution Business, Airoli West, Navi Mumbai, Maharashtra, India INR 435.19 million** (INR Four Hundred Thirty-Five Million One Hundred and Ninety Thousand Only)

*Note: Based on the inputs provided by client, Mindspace REIT holds 100% of the ownership interest in the project. The total value of the asset with 100% interest is **INR 44,443.42 million** (INR Forty-Four Billion Four Hundred Forty-Three Million Four Hundred Twenty Thousand Only)*

4.6 PARADIGM MINDSPACE MALAD, MUMBAI

4.6.1 DETAILS OF THE PROJECT SITE AND / OR PROJECT

The table below presents details of the Project Site and/or Project.

Table 4.28: Details of the Project Site and/or Project

DETAILS OF PROPERTY		
Property Name	Paradigm Mindspace Malad, Mumbai, Maharashtra, India	
Property Address	Paradigm S. No. 1406A\18, Mindspace, Link Road, Malad, (West), Mumbai 400064	
Land Area	~4.2 acres	
Block-Wise Break-Up of Leasable Area and Current Status	Leasable area details as shared by the Client is given below:	
	Sl.	Building Name
	1.	Paradigm A – IT Building
	2.	Paradigm B – IT Building
	Total Leasable Area	
	Leasable Area (sq. ft.)	
		385,111
		367,440
		752,551
	Based on the site inspection, all blocks are operational. There are no under-construction buildings within the property.	
Access	Accessible through approx. 15m wide Zakeria Road	
Frontage	Approximately 160 m. frontage along Zakeria Road	
Shape and Visibility	The topography of the project features terrain that is relatively flat and is regular in shape. It has excellent visibility from Zakeria Road.	
Approval Status	Project has requisite approvals in place as confirmed by the Client.	
INFRASTRUCTURE		
Water Supply, Sewerage & Drainage	Available within the Project	
Power & Telecommunication	Available within the Project	

4.6.2 DESCRIPTION OF THE PROJECT

As stated earlier, the Project has total leasable area of 752,551 sq. ft as per the occupancy certificate and/or leases signed and is spread across two (2) buildings (Paradigm A and B). All building blocks are completed and operational and are Non SEZ buildings. The topography of the project features terrain that is relatively flat and is regular in shape. The Project is predominantly surrounded by commercial, residential and hospitality developments in the vicinity. Grade A commercial / office developments and premium residential developments are also present in the micro market.

The table on the following page presents details of the Project in terms of buildings and leasable area.

Table 4.29: Details of the Project in terms of Buildings and Leasable Area

Sl.	Building Name	Leasable Area (sq. ft.)	Usage Type	Status
1.	Paradigm A	385,111	Non SEZ	Completed
2.	Paradigm B	367,440	Non SEZ	Completed
	Total Leasable Area	752,551		

Source: Client, 30 September 2023

Note: Total leasable area for the property may vary from the architect certificate. The change in area is in accordance with the Lease Deeds/ Leave and License Agreements

In addition to the above, the undivided rights, title and interest in the following assets are also part of the Project.

- Amenities
- Total utility areas and internal roads
- Total open spaces

The table below presents key asset specific information.

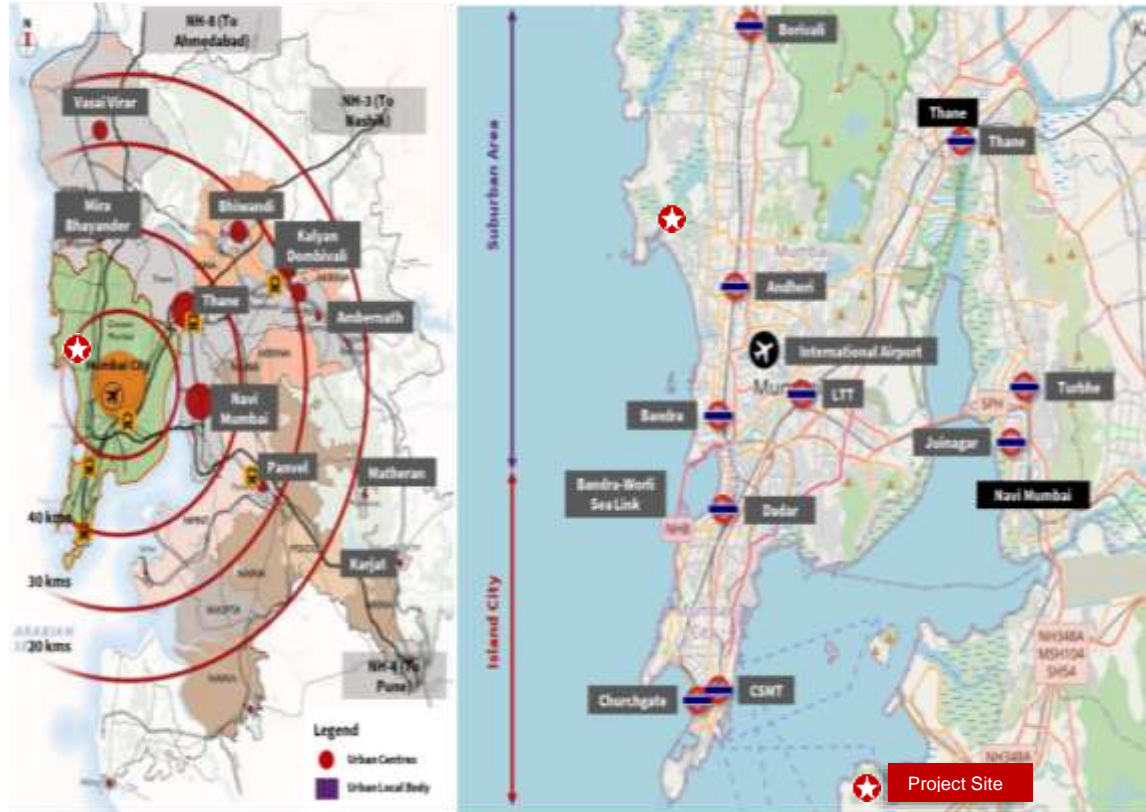
Table 4.30: Key Asset Specific Information of the Project

Particulars	Description			
Name of the Entity	Avocado Properties and Trading (India) Private Limited			
Interest owned by Mindspace REIT	Project Site is wholly owned by Avocado Properties and Trading (India) Private Limited which is 100% owned and controlled by the Mindspace REIT			
Land Extent	~4.2 acres			
Asset Type	IT Park with Non SEZ buildings			
Sub-Market	Western Suburbs			
Approved and Existing Usage	IT Non SEZ			
Age of Building based on the Date of Occupancy Certificate	Sl.	Building Name	Age of the Building	
	1.	Paradigm A	19 years 1 month	
	2.	Paradigm B	19 years 1 month	
Current Status	IT Building – Completed and Operational			
Freehold / Leasehold	The underlying land is taken on freehold basis			
Leasable Area	0.75 million sq. ft			
Occupied Area	0.74 million sq. ft			
Committed Area	0.74 million sq. ft			
Occupancy	98.0%			
Committed Occupancy	98.0%			
Number of Tenants	11			

4.6.3 LOCATION OF THE PROJECT

The property is located in the north-western part, in the Western Suburbs micro market of Mumbai City off the New Link Road. It is located at a distance of about 2.0 km from the Malad Suburban Railway Station, about 4.0 km from the Western Express Highway and about 2 km from Inorbit Mall Malad. Map 4.6 presents the location of the Project with respect to the city.

Map 4.6: Location of the Project Site with respect to Mumbai City



Source: Real Estate Market Research & Analysis; JLL, 30 September 2023

The distance of the Project from major landmarks in the city is given in the table below.

Table 4.31: Distances of the Project from Major Landmarks in the City

Location / Landmark	Approximate Distance from Project Site (km)
Malad Suburban Railway Station	2.0
Mumbai International Airport	15.5
Western Express Highway	4.0
Inorbit Mall Malad	2.0

Source: Real Estate Market Research & Analysis; JLL, 30 September 2023

4.6.4 KEY ASSUMPTIONS AND INPUTS

Particulars	Unit	Information
Revenue Assumptions (as on 30/09/2023)		
Current Effective Rent	INR/sq ft/mth	99.3
Achievable Market Rent		
Warm Shell	INR/sq ft/mth	92
Food Court	INR/sq ft/mth	110
Parking Charges	INR/bay/mth	5,000

Particulars	Unit	Information
Development Assumptions		
Remaining Capital Expenditure	INR Million	Upgrade Capex: 97
Expected Completion	Qtr, Year	Upgrade Capex: Q1 FY 25
Other Financial Assumptions		
Cap Rate	%	8.00
WACC (Complete/Operational)	%	11.75
WACC (Under-construction/Future Development)	%	NA

NA: Not Applicable

4.6.5 MARKET VALUE

We are of opinion that the Market Value of the Project Paradigm Mindspace Malad located in Mumbai, Maharashtra, India, as on 30 September 2023 is estimated to be **INR 10,938.17 million (INR Ten Billion Nine Hundred Thirty-Eight Million One Hundred and Seventy Thousand Only).**

Note: Based on the inputs provided by the client, Mindspace REIT holds 100% of the ownership interest in the project and the valuation presented is for 100% interest in the project only.

4.7 THE SQUARE, BKC, MUMBAI

4.7.1 DETAILS OF THE PROJECT SITE AND / OR PROJECT

The table below presents details of the Project Site and/or Project.

Table 4.32: Details of the Project Site and/or Project

DETAILS OF PROPERTY		
Property Name	The Square, BKC, Mumbai, Maharashtra, India	
Property Address	Plot C-61, G Block, Bandra Kurla Complex, Bandra (E), Mumbai 400051	
Land Area	~ 0.9 Acres	
Block-Wise Break-Up of Leasable Area and Current Status	Leasable area details as shared by the Client is given below:	
	Sl.	Building Name
	1.	The Square BKC
	Total Leasable Area	
	Leasable Area (sq. ft.)	
		146,350
		146,350
	Based on the site inspection, all blocks are operational. There are no under-construction buildings within the property.	
Access	Accessible through Bandra Kurla Complex Road and Trident Road	
Frontage	Approximately 50 m. frontage along Bandra Kurla Complex Road	
Shape and Visibility	The topography of the project features terrain that is relatively flat and has a regular shape. Excellent visibility from Bandra Kurla Complex Road	
Approval Status	Project has requisite approvals in place as confirmed by the Client.	
INFRASTRUCTURE		
Water Supply, Sewerage & Drainage	Available within the Project	
Power & Telecommunication	Available within the Project	

4.7.2 DESCRIPTION OF THE PROJECT

As stated earlier, the Project has total leasable area of 146,350 sq. ft. spread across ~0.9 Acres of Land Parcel as per occupancy certificate and / or leases signed. The topography of the project features terrain that is relatively flat and has a regular shape. The Project comprises of G+8 floors with 2 levels of basement parking. The entire building is completed & operational. Table 4.33 presents details of the Project in terms of buildings and leasable area.

Table 4.33: Details of the Project in terms of Buildings and Leasable Area

Sl.	Building Name	Leasable Area (sq. ft.)	Usage Type	Status
1.	The Square BKC	146,350	Non-IT	Completed
	Total Leasable Area	146,350		

Source: Client, 30 September 2023

Note: Total leasable area for the property may vary from the architect certificate. The change in area is in accordance with the Lease Deeds/ Leave and License Agreements

Table 4.34: Key Asset Specific Information of the Project

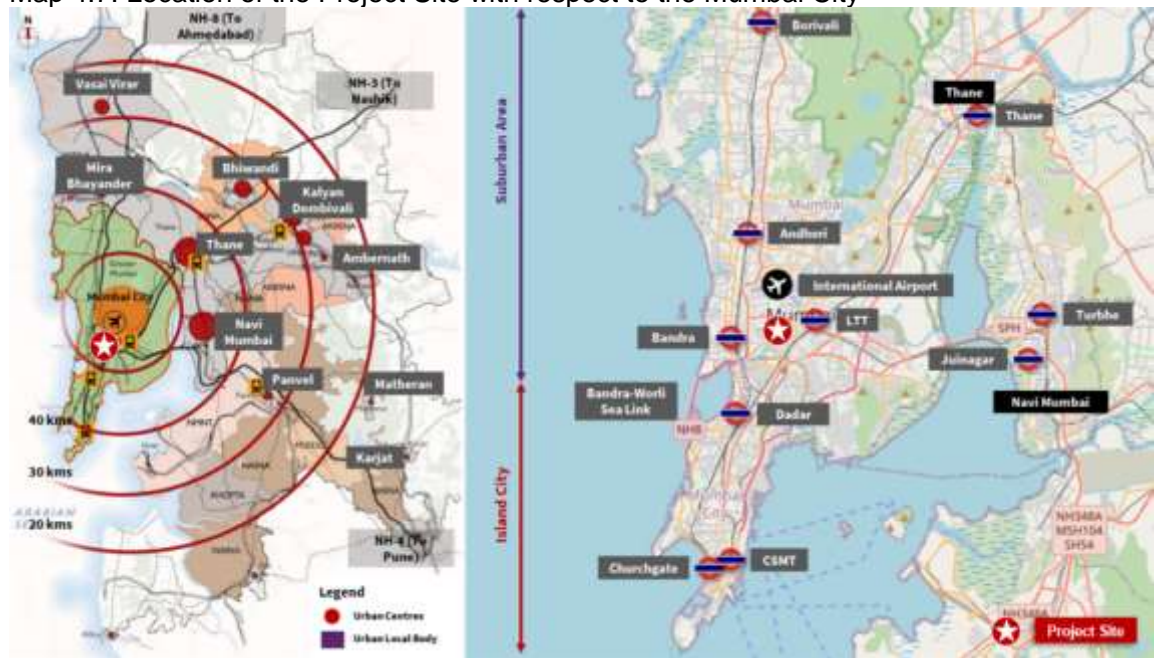
Particulars	Description			
Name of the Entity	Avacado Properties and Trading (India) Private Limited			
Interest owned by Mindspace REIT	Project Site is wholly owned by Avocado Properties and Trading (India) Private Limited which is 100% owned and controlled by the Mindspace REIT			
Land Extent	~ 0.9 acres			
Asset Type	Commercial Non-SEZ building			
Sub-Market	SBD BKC			
Approved and Existing Usage	Commercial Office, Non-IT			
Age of Building based on the Date of Occupancy Certificate	Sl.	Building Name	Age of the Building	
	1.	The Square BKC	~24 years and 2 months	
Current Status	100% Complete and Operational			
Approvals Status	Project has requisite approvals in place as confirmed by the Client.			
Freehold/Leasehold	The underlying land is taken on leasehold basis from MMRDA			
Leasable Area	~ 0.15 Mn sq. ft.			
Occupied Area	~ 0.15 Mn sq. ft.			
Committed Area	~ 0.15 Mn sq. ft.			
Occupancy	100.0%			
Committed Occupancy	100.0%			
Number of Tenants	1 (office space)			

Source: Client, 30 September 2023

4.7.3 LOCATION OF THE PROJECT

The property is located in the central part, in the Secondary Business District – BKC micro market of Mumbai City along the Bandra Kurla Complex Road which further connects to Lal Bahadur Shastri Marg towards east and Western Express highway towards West. It is located at a distance of about 3.6 km from the Bandra East Railway Station and about 6.8 km from Chhatrapati Shivaji Maharaj International Airport. The map on the following page presents the location of the Project with respect to the city.

Map 4.7: Location of the Project Site with respect to the Mumbai City



Source: Real Estate Market Research & Analysis; JLL, 30 September 2023

The distance of the Project from major landmarks in the city is given in the table below.

Table 4.35: Distances of the Project from Major Landmarks in the City

Location / Landmark	Approximate Distance from Project Site (km)
Mumbai International Airport	6.8
Bandra Railway Station	3.6
Kurla Railway Station	2.2
Maker Maxity	2.5
Jio World Convention Centre	0.9

Source: Real Estate Market Research & Analysis; JLL, 30 September 2023

4.7.4 KEY ASSUMPTIONS AND INPUTS

Particulars	Unit	Information
Revenue Assumptions (as on 30/09/2023)		
Current Effective Rent	INR/sq ft/mth	240
Achievable Market Rent		
Warm Shell	INR/sq ft/mth	275
Parking Charges	INR/bay/mth	NA
Development Assumptions		
Remaining Capital Expenditure	INR Million	NA
Expected Completion	Qtr, Year	NA
Other Financial Assumptions		
Cap Rate	%	7.75
WACC (Complete/Operational)	%	11.75
WACC (Under-construction/Future Development)	%	NA

NA: Not Applicable

4.7.5 MARKET VALUE

We are of opinion that the Market Value of the Project, The Square, BKC located in Mumbai, Maharashtra, India, as on 30 September 2023 is estimated to be **INR 4,732.44 million (INR Four Billion Seven Hundred Thirty-Two Million Four Hundred Forty Thousand Only).**

Note: Based on the inputs provided by the client, Mindspace REIT holds 100% of the ownership interest in the project and the valuation presented is for 100% interest in the project only.

4.8 COMMERZONE, YERAWADA, PUNE

4.8.1 DETAILS OF THE PROJECT SITE AND / OR PROJECT

The table below presents details of the Project Site and/or Project.

Table 4.36: Details of the Project Site and/or Project

DETAILS OF PROPERTY			
Property Name	Commerzone IT Park, Yerawada, Pune, Maharashtra, India		
Property Address	Commerzone Yerawada, Samrat Ashok Path, Commerzone IT Park, Yerawada, Pune, Maharashtra 411006.		
Land Area	~25.7 Acres		
Block-Wise Break-Up of Leasable Area and Current Status	Leasable area details as shared by the Client is given below:		
	Sl.	Building Name	Leasable Area (sq. ft.)
	1.	Building 1	43,200
	2.	Building 4	207,460
	3.	Building 5	371,399
	4.	Building 6	179,269
	5.	Building 7	373,358
	6.	Building 8	424,181
	7.	Amenity	79,521
		Total Leasable Area	1,678,389
Based on the site inspection, all blocks are operational. There are no under-construction buildings within the property.			
Access	Accessible through approx. 18 m. wide Jail Road and 20 m. wide Internal Road		
Frontage	Approximately 150 m. frontage along Jail Road Yerawada		
Shape and Visibility	Regular in shape. Relatively flat terrain. Excellent visibility from Jail Road Yerawada		
Approval Status	Project has requisite approvals in place as confirmed by the Client.		
INFRASTRUCTURE			
Water Supply, Sewerage & Drainage	Available within the Project		
Power & Telecommunication	Available within the Project		

4.8.2 DESCRIPTION OF THE PROJECT

As stated earlier, the Project has total leasable area of 1,678,389 sq. ft. sq. ft. as per the occupancy certificate and / or leases signed and is spread across six (6) IT Buildings (B1, B4, B5, B6, B7, & B8) and an Amenity Building. All building blocks are completed & operational and are non-SEZ buildings. The table on the following page presents details of the Project in terms of buildings and leasable area.

Table 4.37: Details of the Project in terms of Buildings and Leasable Area

Sl.	Building Name	Leasable Area (sq. ft.)	Usage	Status
1.	Building 1	43,200	Non SEZ	Completed
2.	Building 4	207,460	Non SEZ	Completed
3.	Building 5	371,399	Non SEZ	Completed
4.	Building 6	179,269	Non SEZ	Completed
5.	Building 7	373,358	Non SEZ	Completed
6.	Building 8	424,181	Non SEZ	Completed
7.	Amenity	79,521	Non SEZ	Completed
Total Leasable Area		1,678,389		

Source: Client, 30 September 2023

Note: Total leasable area for the property may vary from the architect certificate. The change in area is in accordance with the Lease Deeds/ Leave and License Agreements

In addition to the above, the undivided rights, title and interest in the following assets are also part of the Project.

- Total Amenity Plot and the premises on which the Amenity Building is situated.
- Total utility areas and internal roads
- Total open spaces

The table below presents key asset specific information.

Table 4.38: Key Asset Specific Information of the Project

Particulars	Description		
Name of the Entity	Mindspace Business Parks Private Limited		
Interest owned by Mindspace REIT	Project is wholly owned by Mindspace Business Parks Private Limited which is 100% owned and controlled by the Mindspace REIT		
Land Extent	~25.7 acres		
Asset Type	IT Park with Non-SEZ buildings		
Sub-Market	SBD East		
Approved and Existing Usage	IT Offices		
Age of Building	Sl.	Building Name	Age of the Building
	1.	Building 1	~ 14 years 6 months
	2.	Building 4	~ 14 years 2 months
	3.	Building 5	~ 9 years 8 months
	4.	Building 6	~ 14 years 4 months
	5.	Building 7	~ 13 years 8 months
	6.	Building 8	~ 8 years 5 months
	7.	Amenity	~ 10 years
Current Status	100% Complete and Operational		
Approvals Status	Project has requisite approvals in place as confirmed by the Client.		
Freehold/Leasehold	The underlying land is taken on freehold basis		

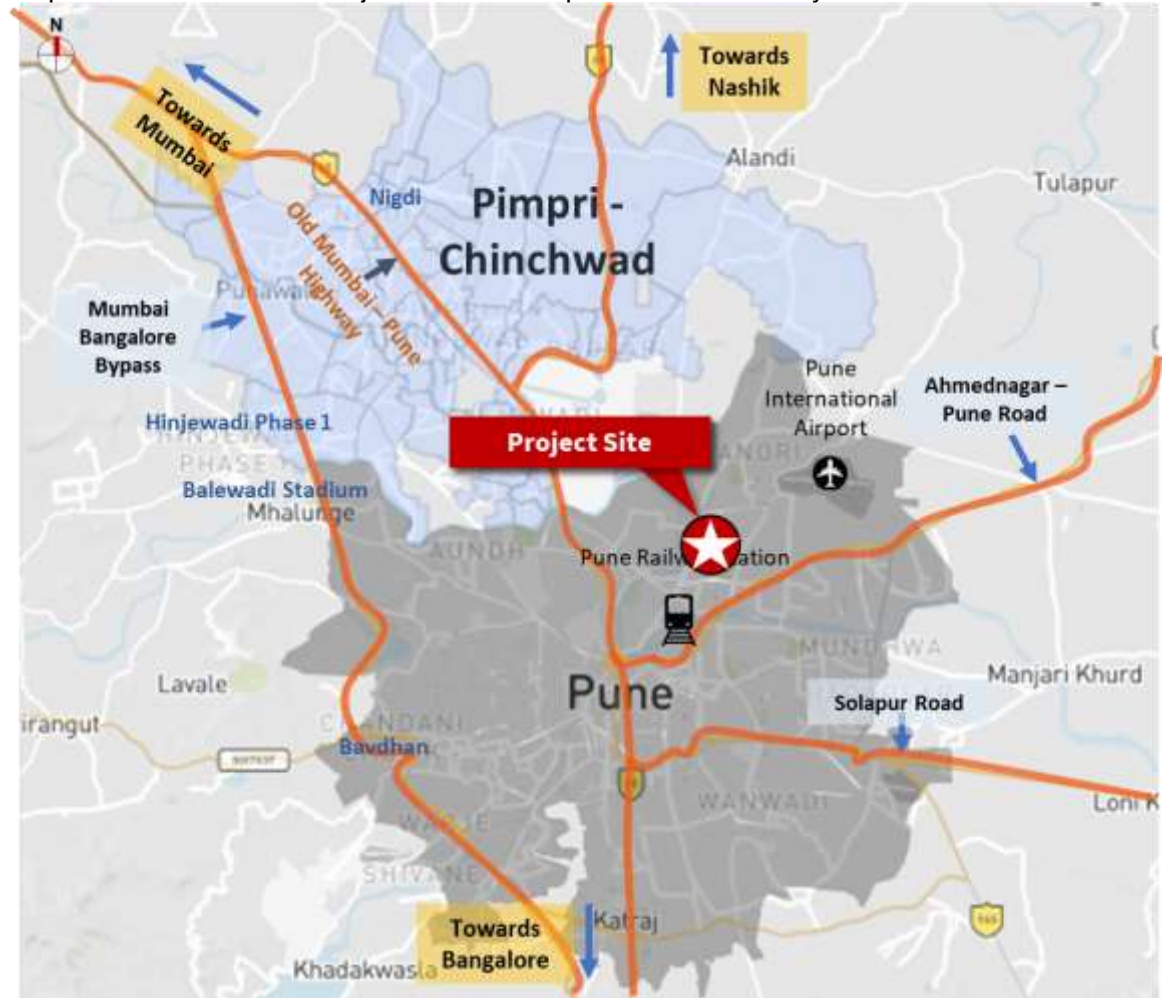
Particulars	Description
Leasable Area	1.68 million sq. ft.
Occupied Area	1.66 million sq. ft.
Committed Area	1.68 million sq. ft.
Occupancy	99.1%
Committed Occupancy	99.9%
Number of Tenants	Total 23 Tenants

Source: Client, 30 September 2023

4.8.3 LOCATION OF THE PROJECT

The Project is located in the northeastern part, Secondary Business District (SBD) East micro market of the city along the Jail Road. It is located at a distance of about 6.5 km from the Phoenix Market City and about 700 m from Alandi Road, which further connects to Pune Ahmednagar Highway. Map 4.8 presents the location of the Project with respect to the city.

Map 4.8: Location of the Project Site with respect to the Pune City



Source: Real Estate Market Research & Analysis; JLL, 30 September 2023

The distance of the Project from major landmarks in the city is given in the table below.

Table 4.39: Distances of the Project from Major Landmarks in the City

Location / Landmark	Approximate Distance from Project Site (km)
Pune Railway Station	6.0
Pune International Airport	5.0
Viman Nagar Chowk	5.0
Phoenix Market city	6.5
Shivaji Nagar	10.0
Pune University	10.0

Source: Real Estate Market Research & Analysis; JLL, 30 September 2023

4.8.4 KEY ASSUMPTIONS AND INPUTS

Particulars	Unit	Information
Revenue Assumptions (as on 30/09/2023)		
Current Effective Rent	INR/sq ft/mth	71.9
Achievable Market Rent		
Warm Shell	INR/sq ft/mth	76
Parking Charges	INR/bay/mth	2,250
Development Assumptions		
Remaining Capital Expenditure	INR Million	Upgrade Capex: 716
Expected Completion	Qtr, Year	Upgrade Capex: Q3 FY25
Other Financial Assumptions		
Cap Rate	%	8.00
WACC (Complete/Operational)	%	11.75
WACC (Under-construction/Future Development)	%	NA

NA: Not Applicable

4.8.5 MARKET VALUE

We are of opinion that the Market Value of the Project Commerzone IT Park, Yerawada, located in Pune, Maharashtra, India, as on 30 September 2023 is estimated to be **INR 19,101.51 Million (INR Nineteen Billion One Hundred One Million Five Hundred and Ten Thousand Only)**.

Note: Based on the inputs provided by the client, Mindspace REIT holds 100% of the ownership interest in the project and the valuation presented is for 100% interest in the project only.

4.9 GERA COMMERZONE, KHARADI, PUNE

4.9.1 DETAILS OF THE PROJECT SITE AND / OR PROJECT

The table below presents details of the Project Site and/or Project.

Table 4.40: Details of the Project Site and/or Project

DETAILS OF PROPERTY		
Property Name	Gera Commerzone SEZ and IT Park, Kharadi, Pune, Maharashtra, India	
Property Address	S.No. 65/1, 65/2 & 65/3. Village Kharadi, Taluka Haveli, Dist-Pune-411014	
Land Area	~26.0 acres	
Block-Wise Break-Up of Leasable Area and Current Status	Leasable area details as shared by the Client is given below:	
	Sl.	Building Name
	1.	Building R1
	2.	Building R2
	3.	Building R3
	4.	Building R4
	5.	Glass Box
	Total Leasable Area	
	Leasable Area (sq. ft.)	
531,373		
1,007,933		
669,477		
726,963		
1,500		
2,937,246		
Based on the site inspection and information provided client, out of 4 Buildings under consideration,3 Buildings (R1, R3 & R4) are completed and operational, and Building (R2) is under construction, where the 7 th Office level is currently under-construction and is expected to be fully completed by Q3 FY25.		
It also includes power distribution services for KRC Infrastructure and Projects Pvt. Ltd. and facility management services (“Camplus”).		
Access	Accessible through approx. 18 m. wide EON IT Park and 24 m. wide Grant Road	
Frontage	Approximately 300 m. frontage along EON IT Park Road, Kharadi	
Shape and Visibility	The topography of the project features terrain that is relatively contoured and is irregular in shape. It has excellent visibility from EON IT Park Road and Grant Road Kharadi.	
Approval Status	Project has requisite approvals in place as confirmed by the Client.	
INFRASTRUCTURE		
Water Supply, Sewerage & Drainage	Available within the Project	
Power & Telecommunication	Available within the Project	

4.9.2 DESCRIPTION OF THE PROJECT

As stated earlier, the Project has total leasable area of 2,937,246 sq. ft. as per the occupancy certificate and/or leases signed and it is spread across four (4) SEZ and IT non-SEZ Buildings (R1, R2, R3 & R4) and Glass Box. Buildings R1 & R4 are completed & operational and are SEZ buildings, Buildings R2, R3 and R3 are non SEZ Buildings. The table in the following page presents details of the Project in terms of buildings and leasable area.

Table 4.41: Details of the Project in terms of Buildings and Leasable Area

Sl.	Building Name	Leasable Area (sq. ft.)	Usage type	Status
1.	Building R1	531,373	SEZ	Completed
2.	Building R2	1,007,933	Non SEZ	Under-Construction
3.	Building R3	669,477	Non SEZ	Completed
4.	Building R4	726,963	SEZ	Completed
5.	Glass Box	1,500	Non SEZ	Completed
Total Leasable Area		2,937,246		

Source: Client, 30 September 2023

Note: Total leasable area for the property may vary from the architect certificate. The change in area is in accordance with the Lease Deeds/ Leave and License Agreements

In addition to the above, the undivided rights, title and interest in the following assets are also part of the Project.

- Total Amenity Plot and the premises on which the Amenity Building is situated
- Total utility areas and internal roads.
- Total open spaces.

The table below presents key asset specific information.

Table 4.42: Key Asset Specific Information of the Project - Completed Project

Particulars	Description		
Name of the Entity	KRC Infrastructure and Projects Private Limited		
Interest owned by Mindspace REIT	Project is wholly owned by Mindspace Business Parks Private Limited which is 100% owned and controlled by the Mindspace REIT		
Land Extent	Total Plot Area: ~26.0 acres		
Asset Type	IT SEZ and Non-SEZ buildings		
Sub-Market	SBD East		
Approved and Existing Usage	IT Offices		
Age of Building based on the Date of Occupancy Certificate	Sl.	Building Name	Age of the Building
	1.	Building R1	3 Years 7 Months
	2.	Building R3	6 Months (Final OC received in Mar 2023)
	3.	Building R4	3 Years 6 Months
	4.	Glass Box	6 Months
Current Status	Building R1, R3 & R4 – Fully completed and operational		
Approvals Status	List of approvals are specified in Annexure 4.		
Freehold/Leasehold	The underlying land is taken on freehold basis		
Leasable Area	1.93 million sq. ft		
Occupied Area	1.93 million sq. ft		
Committed Area	1.93 million sq. ft.		
Occupancy	100.0%		
Committed Occupancy	100.0%		

Particulars	Description
Number of Tenants	25

Source: Client, 30 September 2023

Table 4.43: Key Asset Specific Information of the Project – Under Construction Project

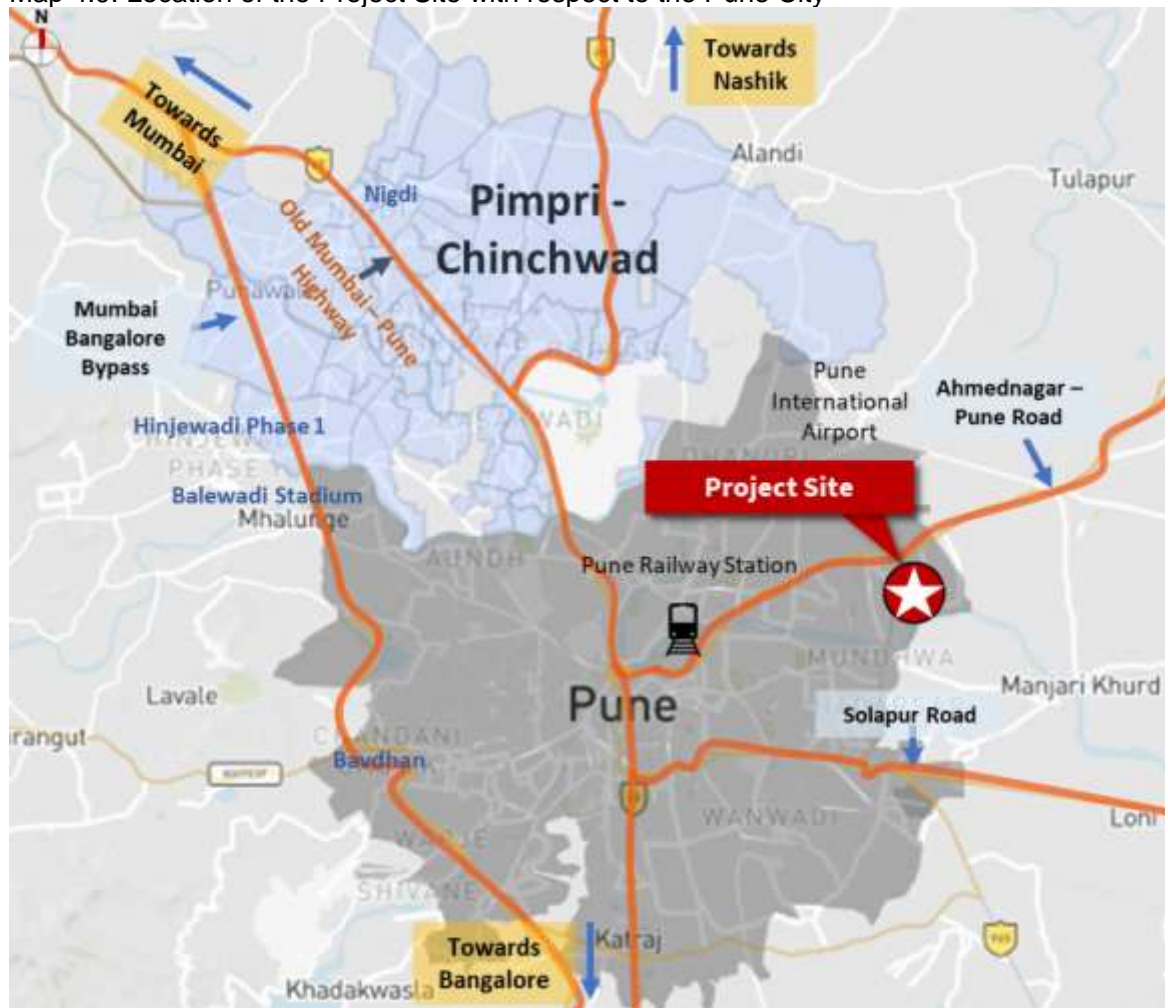
Particulars	Description						
Name of the Entity	KRC Infrastructure and Projects Private Limited						
Interest owned by Mindspace REIT	Project is wholly owned by Mindspace Business Parks Private Limited which is 100% owned and controlled by the Mindspace REIT ^{1/}						
Land Extent	~26.0 acres						
Asset Type	IT Non- SEZ building						
Sub-Market	SBD East						
Approved and Existing Usage	IT Offices						
Age of Building based on the Date of Occupancy Certificate ^{2/}	<table><tr><th>Sl.</th><th>Building Name</th><th>Age of the Building</th></tr><tr><td>1.</td><td>Building R2</td><td>Under Construction, 7th Office Level is in progress</td></tr></table>	Sl.	Building Name	Age of the Building	1.	Building R2	Under Construction, 7 th Office Level is in progress
Sl.	Building Name	Age of the Building					
1.	Building R2	Under Construction, 7 th Office Level is in progress					
Current Status	Building R2 – Under construction building, RCC work is in progress.						
Approvals Status	List of approvals are specified in annexure 04						
Freehold/Leasehold	The underlying land is taken on freehold basis						
Leasable Area	1.01 Mn sq.ft						
Occupied Area	Not applicable						
Committed Area	Not applicable						
Occupancy	Not applicable						
Committed Occupancy	Not applicable						

Source: Client, 30 September 2023

4.9.3 LOCATION OF THE PROJECT

The Project is located in the north-eastern part, Secondary Business District (SBD) East micro market of the city along the Eon IT Park Road. It is located at a distance of about 6.0 km from the Phoenix Market City and about 1.5 km from Nagar Road. The map on the following page presents the location of the Project with respect to the city.

Map 4.9: Location of the Project Site with respect to the Pune City



Source: Real Estate Market Research & Analysis; JLL, 30 September 2023

The distance of the Project from major landmarks in the city is given in the table below.

Table 4.44: Distances of the Project from Major Landmarks in the City

Location / Landmark	Approximate Distance from Project Site (km)
Pune Railway Station	13.0
Pune International Airport	9.0
Phoenix Market city	2.0
Shivaji Nagar	6.0
Pune University	16.0

Source: Real Estate Market Research & Analysis; JLL, 30 September 2023

4.9.4 KEY ASSUMPTIONS AND INPUTS

Particulars	Unit	Information
Revenue Assumptions (as on 30/09/2023)		
Current Effective Rent	INR/sq ft/mth	80
Achievable Market Rent		
Warm Shell	INR/sq ft/mth	81
Kiosk	INR/sq ft/mth	135
Parking Charges	INR/bay/mth	2,000
Development Assumptions		
Remaining Capital Expenditure	INR Million	CAPEX (R3): 398 ¹ Under-construction (R2): 3,074 ²
Expected Completion	Qtr, Year	CAPEX (R1): Q3 FY 24 CAPEX (R3): Q1 FY 25 Under-construction (R2): Q1 FY 26
Other Financial Assumptions		
Cap Rate	%	8.00
WACC (Complete/Operational)	%	11.75
WACC (Under-construction/Future Development)	%	13.00

NA: Not Applicable

¹ Capex includes pending payments of Construction

² Building R2 represents Construction cost to be incurred INR 2,445 Mn; PSS (Project Support Services) cost INR 339 Million; approval costs INR 290 Million

4.9.5 POWER DISTRIBUTION SERVICES

In accordance with Section 14 (b) of the Electricity Act, 2003 read with Section 4(1) of the SEZ Act, 2005, entities that own and operate SEZ Parks are considered Deemed Distribution Licensee for supplying electricity to consumers within the SEZ area. Pursuant to the above regulations, KRC Infrastructure and Projects Private Limited also has the license to distribute power within the Project Site.

The SPV has invested in the infrastructure to facilitate the distribution of the power to the customers (occupiers and operators within the subject properties). It procures power from Power generators supplying to the grid and then distribute it to the end consumers within the Project Site . The SPV is not allowed to expand the power distribution outside the limits of the SEZ, i.e., the Project Site in this case

4.9.6 ADOPTED METHODOLOGY FOR POWER DISTRIBUTION SERVICES

Referring to the commission's latest order for the operational facility, the cash flows from the power distribution services are projected in the following manner:

Amount of approved Gross Fixed Assets ("GFA") is considered

Further, Net Fixed Asset (NFA) which is GFA reduced by accumulated depreciation allowed as on date is computed.

To compute the Net Cashflows, mainly return on equity, interest on notational debt, recovery of depreciation, interest on working capital have been added.

- Licensee is allowed to charge 14% return on equity which is 30% of GFA. In case of no actual loan, the commission allows a return on normative loan equal to 70% of GFA based

on MYT regulations 2019. SLM (Straight Line Method) is considered for depreciation, as per the average rate approved by the commission. Depreciation is considered to the extent of 90% of the GFA.

- Approved power procurement, operational and maintenance expenses are allowed completely pass through.

4.9.7 KEY ASSUMPTIONS AND INPUTS FOR POWER DISTRIBUTION SERVICES

Following are the key details as per the Commission order dated 30 September 2023:

Table 4.45 Key Assumptions Used for Power Distribution Services

Particulars	Unit	Figure
Gross Fixed Assets	INR Mn	287
Notional Equity (30% of GFA)	INR Mn	86
Notional Debt as on September 2023 (70% of GFA)	INR Mn	201
Return on Equity	%	14%
Depreciation Rate	% Per annum	5.3%
License End Date	Date	18 Jun 2042
WACC	%	10.5%

4.9.8 FACILITIES MANAGEMENT SERVICES

KRC Infrastructure and Projects Private Limited has commenced facility management business effective October 1, 2020 to provide such services to the Subject Properties within the portfolio as well as properties with ownership interests of/owned by third parties within the same parks as the Subject Properties of the Portfolio (as mentioned in the following table). Facility management services include housekeeping services, management of MEP equipment, façade cleaning, security expenses, repair and maintenance, maintenance of common areas etc. Service charges are levied on a cost-plus mark-up basis to the SPVs owned by REIT, which has ownership interest in the Subject Properties.

The facilities management services business shall operate under the brand name CAMPLUS and shall manage the existing operational buildings / area in the Portfolio. In addition, area under-construction/ future development shall also be managed by KRC Infrastructure and Projects Private Limited on completion.

4.9.9 KEY ASSUMPTIONS

Existing Operational Building which will be under facility management (including sold units and landowner areas)	Existing Operational Building which will be under facility management	Total area of ~28.0 million sq ft. as at (September 30, 2023) Mix of SEZ and non SEZ building.	The revenue of facility management is linked to the expense for such facility plus mark up, the growth in the revenues from existing tenants are in line with the inflation expectation of 5%.
Expansion in Existing business and Buildings under construction (including landowner areas)	Expansion in Existing business and Buildings under construction	Total area of ~5.9 million sq ft.	For future development/proposed buildings, revenue and margins of existing properties is considered as a base to compute the projected cash flows of new buildings. Growth in revenue is linked to the

			improvement in occupancy plus 5% revenue growth from existing tenants. Initially those buildings are likely to have lower margins due to lesser occupancy.
--	--	--	--

For the purpose of arriving at terminal year income multiple, Indian and International comparable companies listed on various stock exchanges were studied. It was observed that International companies with primary business of facility/property management trade at 10 - 13 times EV/EBITDA multiple. However, there are very limited comparable facility management listed companies. There is only listed comparable company, which offers facility management services in India including security services, cash logistic etc. Given the fact that facility/property management business is limited to Subject Properties within the portfolio as well as properties with ownership interests of/owned by third parties within the same parks as the Subject Properties of the portfolio, we have considered the EV/EBITDA multiple of 13x to compute the exit value post 10 years of cashflows. For the purpose of discounting the future cash flows, a Weighted Average Cost of Capital (WACC) of 11.75% has been used.

4.9.10 MARKET VALUE

We are of opinion that the Market Value of the Project Gera Commerzone SEZ and IT Park located in Kharadi, Pune, Maharashtra, India, as on 30 September 2023, is estimated to be:

1. **For Completed Project - INR 22,809.30 million** (INR Twenty-Two Billion Eight Hundred Nine Million Three Hundred Thousand Only)
2. **For Under construction, Future development, INR 5,888.38 million** (INR Five Billion Eight Hundred and Eighty-Eight Million, Three Hundred and Eighty Thousand Only)
3. **For Power Distribution under KRC Infrastructure and Projects Private Limited, Maharashtra, India INR 238.63 million** (INR Two Hundred Thirty-Eight Million Six Hundred Thirty Thousand Only)
4. **CAMPLUS – Completed, INR 5,951.00 million** (INR Five Billion Nine Hundred Fifty-One Million Only)
5. **CAMPLUS – Under construction, INR 1,099.48 million** (INR One Billion Ninety-Nine Million, Four Hundred Eighty Thousand Only)

*Note: Based on the inputs provided by client, Mindspace REIT holds 100% of the ownership interest in the project. The total value of the asset with 100% interest is **INR 35,986.78 million** (INR Thirty Five Billion Nine Hundred Eighty Six Million Seven Hundred Eighty Thousand Only)*

4.10 THE SQUARE, NAGAR ROAD, PUNE

4.10.1 DETAILS OF THE PROJECT SITE AND / OR PROJECT

The table below presents details of the Project Site and/or Project.

Table 4.46: Details of the Project Site and/or Project

DETAILS OF PROPERTY			
Property Name	The Square, Nagar Road, Pune, Maharashtra, India		
Property Address	The Square Signature Business Chambers (Nagar Road), Kargil Vijay Nagar, Wadgaon Sheri, Pune, Maharashtra 411014		
Land Area	10.1 acres		
Block-Wise Break-Up of Leasable Area and Current Status	Leasable area details as shared by the Client is given below:		
	Sl.	Building Name	Leasable Area (sq. ft.)
	1.	The Square – IT Building	193,211
	2.	The Square – Commercial Building	552,923
	3.	The Square – Commercial Building Under Construction	32,500
		Total Leasable Area	778,623
	Based on the site inspection, all blocks are operational. There is one building under-construction within the property.		
Access	Accessible through approx. 60 m. wide Nagar Road		
Frontage	Approximately 100 m. frontage along Nagar Road		
Shape and Visibility	Regular in shape. Relatively flat terrain. Excellent visibility from Nagar Road		
Approval Status	Project has requisite approvals in place as confirmed by the Client.		
INFRASTRUCTURE			
Water Supply, Sewerage & Drainage	Available within the Project		
Power & Telecommunication	Available within the Project		

4.10.2 DESCRIPTION OF THE PROJECT

As stated earlier, the Project has total leasable area of 778,634 sq. ft. as per the occupancy certificate and/or leases signed and it is spread across 1 IT Building and 1 Commercial Building. IT Building and a major part of Commercial Building is completed and smaller part of Commercial Building i.e. 0.03 Mn sq ft area is under construction. The entire project is non-SEZ.

The table on the following page presents details of the Project in terms of buildings and leasable area.

Table 4.47: Details of the Project in terms of Buildings and Leasable Area

Sl.	Building Name	Leasable Area (sq. ft.)	Usage type	Status
1.	The Square – IT Building	193,211	Non SEZ	Completed
2.	The Square – Commercial Building	552,923	Non SEZ	Completed
3.	The Square – Commercial Building	32,500	Non SEZ	Under-Construction
	Total Leasable Area	778,634		

Source: Client, 30 September 2023

Note: Total leasable area for the property may vary from the architect certificate. The change in area is in accordance with the Lease Deeds/ Leave and License Agreements

In addition to the above, the undivided rights, title and interest in the following assets are also part of the Project.

- Total Amenity Plot and the premises on which the Amenity Building is situated.
- Total utility areas and internal roads.
- Total open spaces.

The table below presents key asset specific information.

Table 4.48: Key Asset Specific Information of the Project

Particulars	Description		
Name of the Entity	Mindspace Business Parks Private Limited		
Interest owned by Mindspace REIT	778,634 sq.ft of leasable area is owned by Mindspace Business Parks Private Limited which is 100% owned and controlled by the Mindspace REIT		
Land Extent	~10.1 acres		
Asset Type	IT Park (Non-SEZ buildings)		
Sub-Market	SBD East		
Approved and Existing Usage	Commercial Building - Office IT Building - IT		
Age of Building based on the Date of Occupancy Certificate	Sl.	Building Name	Age of the Building
	1.	The Square – IT Building	~12 years and 6 months
	2.	The Square – Commercial Building	~12 years and 6 months
Current Status	IT Building – Completed and Operational Commercial Building – Out of ~0.58 Mn sq ft space ~0.55 Mn is completed and operational and 0.03 Mn sq ft is under construction which is expected to be completed by October-2023		
Approvals Status	List of approvals are specified in annexure 4		
Freehold/Leasehold	The underlying land is taken on freehold basis		
Leasable Area	0.75 Mn sq. ft.		
Occupied Area	0.65 Mn sq. ft.		
Committed Area	0.75 Mn sq. ft.		
Occupancy	87.0%		
Committed Occupancy	100.0%		

Particulars	Description
Number of Tenants	4

Source: Client, 30 September 2023

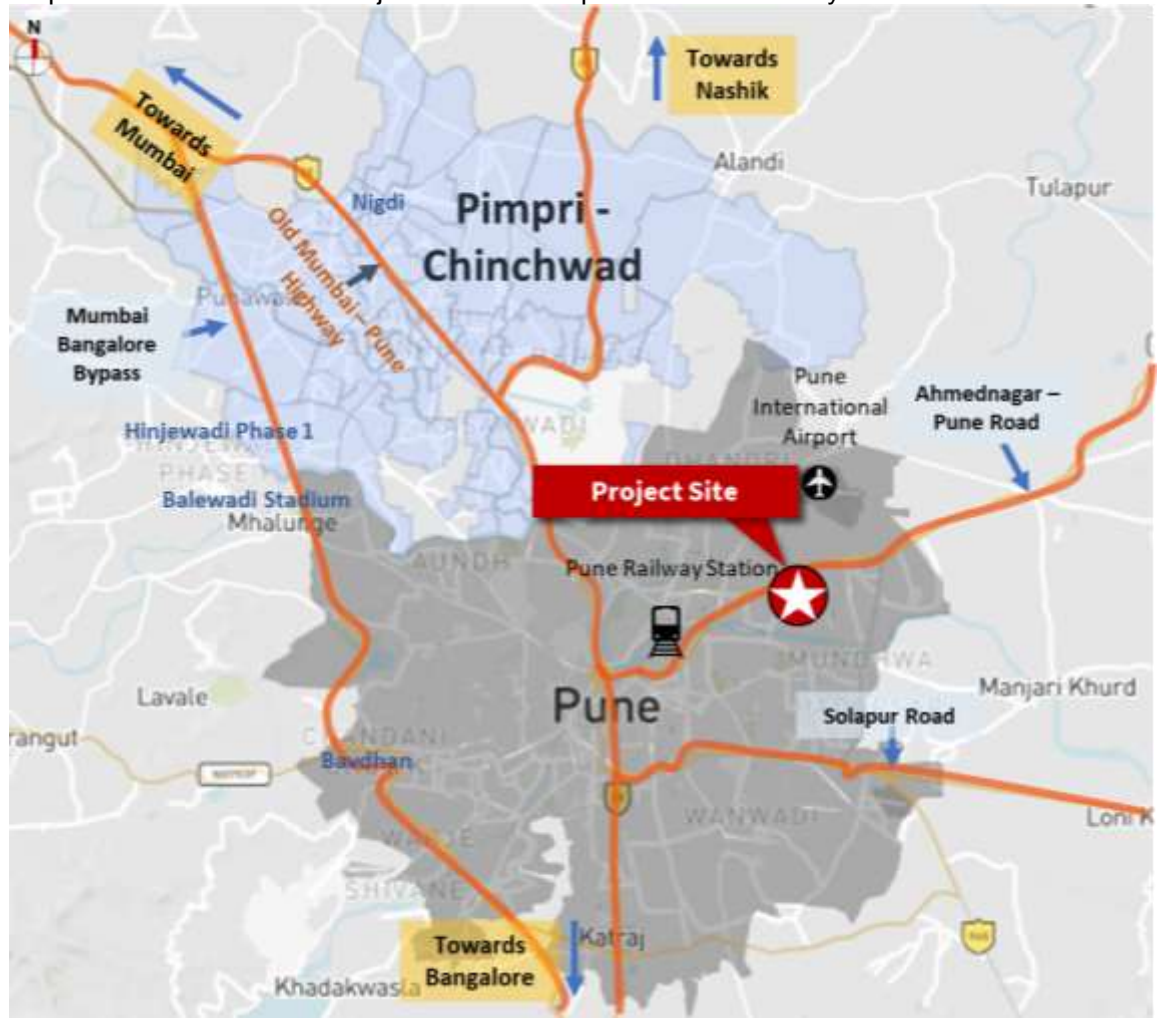
Table 4.6: Key Asset Specific Information of the Project – Under Construction Portion

Particulars	Description						
Name of the Entity	Mindspace Business Parks Private Limited						
Interest owned by Mindspace REIT	Project is wholly owned by Mindspace Business Parks Private Limited which is 100% owned and controlled by the Mindspace REIT						
Land Extent	~10.1 acres						
Asset Type	IT Park with Non-SEZ buildings						
Sub-Market	SBD East						
Approved and Existing Usage	Commercial Building – Office						
Age of Building based on the Date of Occupancy Certificate	<table><tr><th>Sl.</th><th>Building Name</th><th>Age of the Building</th></tr><tr><td>1.</td><td>The Square – Commercial Building</td><td>Under Construction</td></tr></table>	Sl.	Building Name	Age of the Building	1.	The Square – Commercial Building	Under Construction
Sl.	Building Name	Age of the Building					
1.	The Square – Commercial Building	Under Construction					
Current Status	Commercial Building – Out of ~0.58 Mn sq ft space ~0.55 Mn is completed and operational and 0.03 Mn sq ft is under construction which is expected to be completed by October-2023						
Approvals Status	List of approvals are specified in annexure 4						
Freehold/Leasehold	The underlying land is taken on freehold basis						
Leasable Area	0.03 Mn sq. ft.						
Occupied Area	0.00 Mn sq. ft.						
Occupancy	00.0%						
Committed Occupancy	100.0%						
Number of Tenants	1						

4.10.3 LOCATION OF THE PROJECT

The Project is located in the north-eastern part, Secondary Business District (SBD) East micro market of the city along the Nagar Road. It is located at a distance of about 300 m from the Phoenix Market City. The map on the following page presents the location of the Project with respect to the city.

Map 4.10: Location of the Project Site with respect to the Pune City



Source: Real Estate Market Research & Analysis; JLL, 30 September 2023

The distance of the Project from major landmarks in the city is given in the table below.

Table 4.49: Distances of the Project from Major Landmarks in the City

Location / Landmark	Approximate Distance from Project Site (km)
Pune Railway Station	7.3
Pune International Airport	4.4
Phoenix Market city	0.3
Shivaji Nagar	11.0
Pune University	12.0

Source: Real Estate Market Research & Analysis; JLL, 30 September 2023

4.10.4 KEY ASSUMPTIONS AND INPUTS

Particulars	Unit	Information
Revenue Assumptions (as on 30/09/2023)		
Current Effective Rent	INR/sq ft/mth	75
Achievable Market Rent		
Warm Shell	INR/sq ft/mth	78
Parking Charges	INR/bay/mth	2,250
Development Assumptions		
Remaining Capital Expenditure	INR Million	Fitout Capex: 37 Under-construction: 114
Expected Completion	Qtr, Year	Fitout Capex: Q3 FY24 Under-construction: Q4 FY24
Other Financial Assumptions		
Cap Rate	%	8.00
WACC (Complete/Operational)	%	11.75
WACC (Under-construction/Future Development)	%	13.00

NA: Not Applicable

4.10.5 MARKET VALUE

We are of opinion that the Market Value of the Project, The Square, Nagar Road located in Pune, Maharashtra, India as on 30 September 2023, is estimated to be:

- 1. For Completed Project - INR 9,008.43 million** (INR Nine Billion Eight Million Four Hundred and Thirty Thousand Only)
- 2. For Under construction, Future development, INR 342.63 million** (INR Three Hundred Forty-Two Million Six Hundred Thirty Thousand Only)

*Note: Based on the inputs provided by client, Mindspace REIT holds 100% of the ownership interest in the project. The total value of the asset with 100% interest is **INR 9,351.06 million** (INR Nine Billion Three Hundred Fifty-One Million Sixty Thousand Only)*

4.11 COMMERZONE, PORUR, CHENNAI

4.11.1 DETAILS OF THE PROJECT SITE AND / OR PROJECT

The table below presents details of the Project Site and/or Project.

Table 4.50: Details of the Project Site and/or Project

DETAILS OF PROJECT		
Property Name	Commerzone, Porur, Chennai, Tamil Nadu, India	
Property Address	Commerzone Porur, Bus Stop, Mount Poonamallee High Road, Adithi Colony, Sriram Nagar, Mugalivakkam, Chennai, Tamil Nadu 600116	
Land Area	~6.13 acres	
Block-Wise Break-Up of Leasable Area and Current Status	Leasable area details of Project as shared by the Client is given below:	
	Sl. No.	Building Name
	1.	Commerzone - Block A
	2.	Commerzone - Block B
	Total Leasable Area	
	1,126,775*	
*Includes 241,694 sq.ft of leasable area acquired by Horizonview Properties Private Limited from RPIL Signaling Systems Limited in September 2023 in Tower A and Tower B (Floor 1 and Floor 2). Post the acquisition, the entire area of the project is now held by Horizonview Properties Private Limited. The acquisition price for the said area including transaction costs was INR 1,816 Mn which was arrived based on the negotiations between the parties.		
Access	Accessible through 30m wide Mount Poonamallee Road	
Frontage	Approximately ~98m frontage along Mount Poonamallee Road	
Shape and Visibility	Regular in shape. Relatively flat terrain. Excellent visibility from access road	
Approval Status	Project has requisite approvals in place as confirmed by the Client.	
INFRASTRUCTURE		
Water Supply, Sewerage & Drainage	Available within the Project	
Power & Telecommunication	Available within the Project	

4.11.2 DESCRIPTION OF THE PROJECT

As stated earlier, the Project has total leasable area of 1,126,775 sq. ft. as per the occupancy certificate and / or leases signed and it is spread across two (2) blocks (Block A & B). All building blocks are completed & operational and are non-SEZ buildings. The table below presents details of the Project in terms of buildings and leasable area.

Table 4.51: Details of the Project in terms of Buildings and Leasable Area

Sl.	Building Name	Leasable Area (sq. ft.)	Usage type
1.	Commerzone - Block A	492,288	Non SEZ
2.	Commerzone - Block B	634,487	Non SEZ
	Total Leasable Area	1,126,775	

Source: Client, 30 September 2023

Note: Total leasable area for the property may vary from the architect certificate. The change in area is in accordance with the Lease Deeds/ Leave and License Agreements

In addition to the above, the undivided rights, title and interest in the following assets are also part of the Project.

- Total amenities
- Total utility areas and internal roads.
- Total open spaces.

The table below presents key asset specific information.

Table 4.52: Key Asset Specific Information of the Project

Particulars	Description		
Name of the Entity	Horizonview Properties Private Limited		
Interest owned by Mindspace REIT	1,126,775 sq. ft. of leasable area is owned by Horizonview Properties Private Limited which is 100% owned and controlled by the Mindspace REIT		
Land Extent	~6.13 acres		
Asset Type	IT Park with Non-SEZ buildings		
Sub-Market	SBD Southwest		
Approved and Existing Usage	IT – Non SEZ Office development		
Age of Building based on the Date of Occupancy Certificate	Sl.	Building Name	Age of the Building
	1.	Commerzone - Block A	3 years 4 months
	2.	Commerzone - Block B	3 years 4 months
Current Status	100% Complete and Operational		
Approvals Status	List of approvals are specified in annexure 4		
Freehold/Leasehold	The underlying land is taken on freehold basis		
Leasable Area	1.13 mn sq. ft.		
Occupied Area	0.85 mn sq. ft.		
Committed Area	0.90 mn sq. ft.		
Occupancy	75.5%		
Committed Occupancy	80.1%		
Number of Tenants	10		

Source: Client, 30 September 2023

4.11.3 LOCATION OF THE PROJECT

The Project is located at Porur which is classified as SBD Southwest office market of Chennai. It is well accessed by 30m wide Mount Poonamallee Road on the Southern Side. Porur Junction and Kathipara Junction are located approx. 2kms and 5kms from the Project respectively which are the major interchange junctions to various parts of the city. Chennai International Airport is just 9kms from Project. The proposed metro corridor 4, which would connect lighthouse to Poonamallee Bus Depot, would have a station at Porur Junction. This would strengthen the connectivity and accessibility along MPR as well as to the Project. The Phase 2 Metro is estimated to be completed by 2026. There are many IT/ITes developments located along Mount Poonamallee Road and the larger development being DLF Cybercity located at a distance of ~1km from Project.

Map 4.11: Location of the Project Site with respect to the Chennai City



Source: Real Estate Market Research & Analysis; JLL, 30 September 2023

Distance and accessibility to the Project from major landmarks in the city is given below

Table 4.53: Distance of the Project from Major Landmarks of Chennai City

Location / Landmark	Approximate Distance from Project
DLF Cybercity	1.0
Chennai Trade Centre	2.0
Kathipara Junction	5.0
Chennai Airport	11.0
CMBT	11.0
MGR Central Railway Station	18.0

Source: Real Estate Market Research & Analysis; JLL, 30 September 2023

4.11.4 KEY ASSUMPTIONS AND INPUTS

Particulars	Unit	Information
Revenue Assumptions (as on 30/09/2023)		
Current Effective Rent	INR/sq ft/mth	59.6
Achievable Market Rent		
Warm Shell	INR/sq ft/mth	63
Food Court	INR/sq ft/mth	18
Parking Charges	INR/bay/mth	2,500
Development Assumptions		
Remaining Capital Expenditure	INR Million	Fit-out Capex: 406 ¹
Expected Completion	Qtr, Year	Fit-out Capex: Q3 FY 24
Other Financial Assumptions		
Cap Rate	%	8.00
WACC (Complete/Operational)	%	11.75
WACC (Under-construction/Future Development)	%	NA

NA: Not Applicable

¹ Total Remaining Capital Expenditure primarily includes the fit-out CAPEX of INR 406 Mn relating to the space occupied by Hitachi Energy Technology Services Pvt Ltd.

4.11.5 MARKET VALUE

We are of the opinion that the Market Value of the Mindspace REIT in the Subject Property as on 30 September 2023 is estimated to be **INR 11,048.25 million (INR Eleven Billion Forty-Eight Million Two Hundred Fifty Thousand Only)**.

Note: Based on the inputs provided by the client, Mindspace REIT holds 100% of the ownership interest in the project and the valuation presented is for 100% interest in the project only.

4.12 MINDSPACE POCHARAM, HYDERABAD

4.12.1 DETAILS OF THE PROJECT SITE AND / OR PROJECT

The table below presents details of the Project Site and/or Project

Table 4.54: Details of the Project Site and/or Project

DETAILS OF PROPERTY		
Property Name	Mindspace Pocharam, Hyderabad – SEZ	
Property Address	Mindspace, TSIC software layout, Hyderabad, Telangana, 500088	
Land Area	66.46 Acres	
Block-Wise Break-Up of Leasable Area and Current Status	Leasable area details as shared by the Client is given below:	
	Sr. No.	Building Name
	1.	Building 8
	2.	Building 9
	Total Leasable Area	
	Leasable Area (sq. ft.)	
	</	

4.12.2 DESCRIPTION OF THE PROJECT

As stated earlier, the Project has total leasable area of 0.57 million sq. ft. as per the occupancy certificate and / or leases signed and it is spread across two (2) buildings i.e., Building 8 and Building 9. The following table presents the details of the Project in terms of buildings and leasable area.

Table 4-55: Details of the Project in terms of Buildings and Leasable Area

Sr. No.	Building Name	Leasable Area (sq. ft.)	Usage type	Status
1.	Mindspace Pocharam – Building 8	377,422	SEZ	Completed
2.	Mindspace Pocharam – Building 9	192,681	SEZ	Completed
	Total Leasable Area	570,102		

Source: Client, 30 September 2023

Note: Total leasable area for the property may vary from the architect certificate. The change in area is in accordance with the Lease Deeds/ Leave and License Agreements

In addition to the above, the following assets are also part of the Project.

- Total utility areas and internal roads
- Total open spaces

The table below presents key asset specific information.

Table 4-56: Key Asset Specific Information of the Project

Particulars	Description		
Name of the Entity	Mindspace Business Parks Private Limited		
Interest owned by Mindspace REIT	Project is wholly owned by Mindspace Business Parks Private Limited which is 100% owned and controlled by the Mindspace REIT		
Land Extent	66.46 acres		
Asset Type	IT Park with SEZ buildings		
	~19 acres of land earmarked for future development		
Sub-Market	Suburbs Other / PBD East		
Approved and Existing Usage	IT Offices		
Age of Building	Sl.	Building Name	Age of the Building
	1.	Building 8	13 years and 10 months
	2.	Building 9	11 months
Current Status	Operational		
Approvals Status	Project has requisite approvals in place as confirmed by the Client.		
Freehold/Leasehold	The underlying land is taken on freehold basis		
Leasable Area	0.57 million sq. ft.		
Occupied Area	0.21 million sq. ft.		
Committed Area	0.21 million sq. ft.		
Occupancy	37.5%		
Committed Occupancy	37.5 %		
Number of Tenants	01		

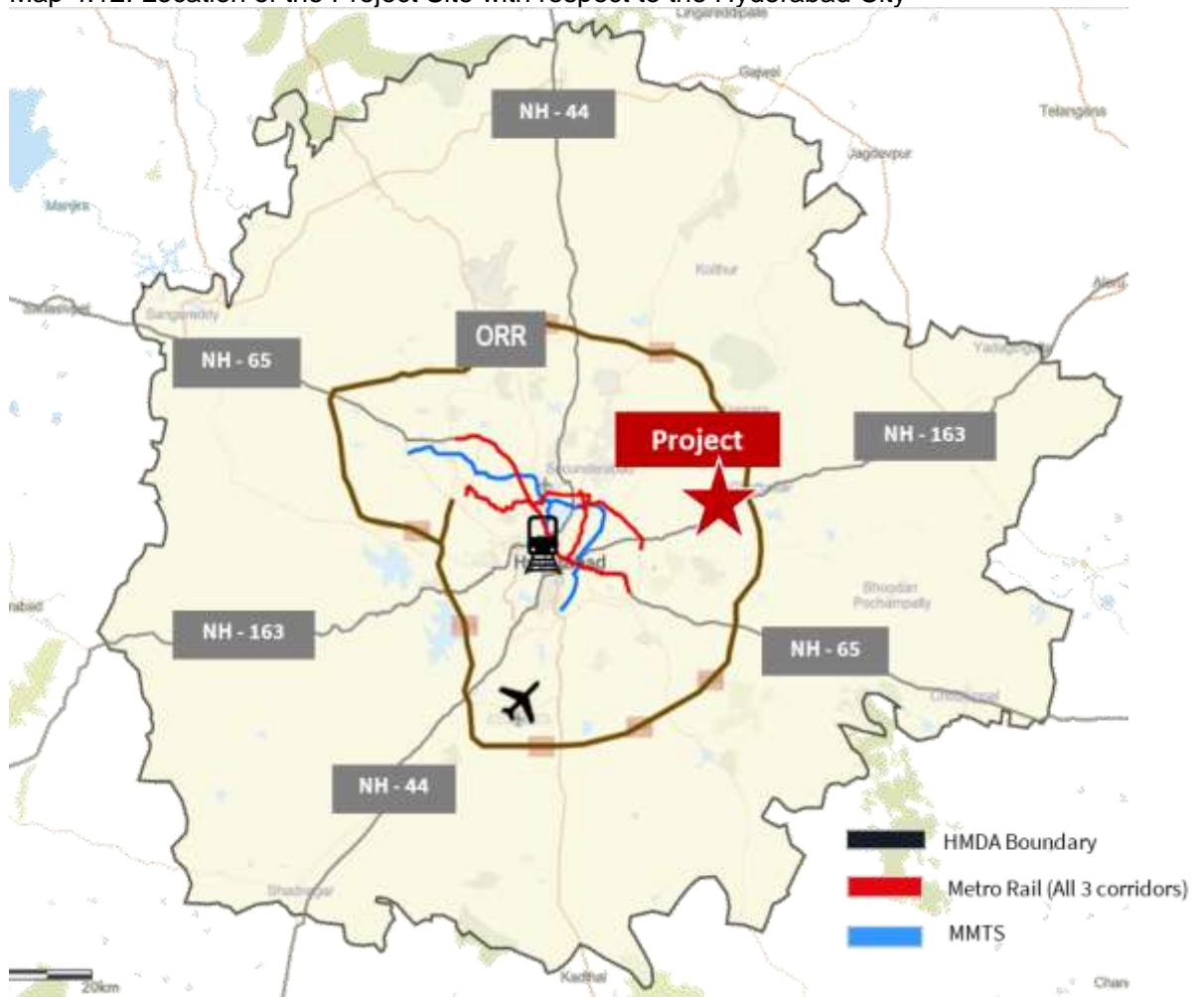
Source: Client, 30 September 2023

4.12.3 LOCATION OF THE PROJECT

The Project is located in the eastern part of Hyderabad at Pocharam in Suburb-Others micro market. It is located ~1.3 km off Hyderabad -Warangal Highway and is accessible through 24m wide road. It is at a distance of about ~15 km and ~ 41 km from Uppal and Hyderabad International Airport respectively.

The map on the following page presents the location of the Project Site with respect to the city.

Map 4.12: Location of the Project Site with respect to the Hyderabad City



Source: Real Estate Market Research & Analysis; JLL, 30 September 2023

The distance of the Project from major landmarks in the city is given in the table below.

Table 4-57: Distances of the Project from Major Landmarks in the City

Location / Landmark	Approximate Distance from Project Site (km)
Outer Ring Road (ORR)	~ 3
Secunderabad Railway Station	~ 20
Hyderabad RGIA Airport	~ 41
Singapore Township	~ 1
Infosys Campus	~ 2

Source: Real Estate Market Research & Analysis; JLL, 30 September 2023

4.12.4 KEY ASSUMPTIONS AND INPUTS

Particulars	Unit	Information
Revenue Assumptions (as on 30/09/2023)		
Current Effective Rent	INR/sq ft/mth	22.2
Achievable Market Rent		
Warm Shell	INR/sq ft/mth	22
Parking Charges	INR/bay/mth	-
Development Assumptions		
Remaining Capital Expenditure	INR Million	CAPEX (B9): 43
Expected Completion	Qtr, Year	CAPEX (B9): Q4 FY 24
Other Financial Assumptions		
Cap Rate	%	8.50
WACC (Complete/Operational)	%	12.25
WACC (Under-construction/Future Development)	%	NA

NA: Not Applicable

4.12.5 MARKET VALUE

We are of the opinion that the Market Value of the Project Mindspace Pocharam located in Pocharam, Hyderabad Telangana, India 500088 as on 30 September 2023 comprising,

1. Total leasable area of 570,102 sq. ft is estimated to be **INR 1,336.49 million (INR One Billion Three Hundred Thirty-Six Million Four Hundred and Ninety Thousand Only)**, and
2. ~ 19 acres of land earmarked for future development is estimated to be **INR 586.63 million (INR Five Hundred Eighty-Six Million Six Hundred and Thirty Thousand Only)**.

Note: Based on the inputs provided by the client, Mindspace REIT holds 100% of the ownership interest in the project and the valuation presented is for 100% interest in the project only.