

MINDSPACE BUSINESS PARKS REIT
RN:IN/REIT/19-20/003
Condensed Consolidated Financial Statements
Consolidated Balance Sheet
(All amounts in Rs. million unless otherwise stated)

	Note	As at 30 June 2023 (Unaudited)	As at 31 March 2023 (Audited)
ASSETS			
Non-current assets			
Property, plant and equipment	4	1,274	1,296
Investment property	5	205,100	205,144
Investment property under construction	6	9,998	7,867
Other Intangible assets	7	1	1
Financial assets			
- Investments	8	34	29
- Other financial assets	9	2,482	2,526
Deferred tax assets (net)	10	431	473
Non-current Tax assets (net)	11	815	928
Other non-current assets	12	439	580
Total non-current assets		220,574	218,844
Current assets			
Inventories	13	61	72
Financial assets			
- Trade receivables	14	675	572
- Cash and cash equivalents	15A	3,517	4,062
- Other bank balances	15B	2,948	206
- Other financial assets	16	4,091	2,535
Other current assets	17	842	586
Total current assets		12,134	8,033
Total assets before regulatory deferral account		232,708	226,877
Regulatory deferral account - assets		335	354
Total assets		233,043	227,231



M

MINDSPACE BUSINESS PARKS REIT
RN:IN/REIT/19-20/003
Condensed Consolidated Financial Statements
Consolidated Balance Sheet
(All amounts in Rs. million unless otherwise stated)

	Note	As at 30 June 2023 (Unaudited)	As at 31 March 2023 (Audited)
EQUITY AND LIABILITIES			
EQUITY			
Corpus	18	0	0
Unit Capital	19	162,839	162,839
Other equity	20	(16,589)	(15,012)
Equity attributable to unit holders of the Mindspace REIT		146,250	147,827
Non-controlling interest	47	7,828	7,955
Total equity		154,078	155,782
LIABILITIES			
Non-current liabilities			
Financial liabilities			
- Borrowings	21	44,050	45,842
- Lease liabilities		118	114
- Other financial liabilities	22	3,628	4,153
Provisions	23	70	67
Deferred tax liabilities (net)	24	2,925	2,494
Other non-current liabilities	25	485	482
Total non-current liabilities		51,276	53,152
Current liabilities			
Financial liabilities			
- Borrowings	26	16,497	8,693
- Lease liabilities		13	13
- Trade payables	27		
- total outstanding dues of micro enterprises and small enterprises		114	133
- total outstanding dues of creditors other than micro enterprises and small enterprises		757	576
- Other financial liabilities	28	8,763	7,696
Provisions	29	7	34
Other current liabilities	30	1,453	1,127
Current Tax liabilities (net)	31	85	25
Total current liabilities		27,689	18,297
Total liabilities before regulatory deferral account		78,965	71,449
Total equity and liabilities before regulatory deferral account		233,043	227,231
Regulatory deferral account - liabilities		-	-
Total Equity and Liabilities		233,043	227,231
Material accounting policies	3		
See the accompanying notes to the Condensed Consolidated Financial Statements	4-54		

As per our report of even date attached:

for **Deloitte Haskins & Sells LLP**

Chartered Accountants

Firm's registration number: 117366W/W-100018

Nilesh Shah

Partner

Membership number: 49660

Place: Mumbai

Date : 25 July 2023

for and on behalf of the Board of Directors of

K Raheja Corp Investment Managers Private Limited (Formerly known as K Raheja Corp Investment Managers LLP)

(acting as the Manager to Mindspace Business Parks REIT)

Neel C. Raheja

Director

DIN: 00029010

Place: Mumbai

Date : 25 July 2023

Vinod N. Rohira

Chief Executive Officer

Place: Mumbai

Date : 25 July 2023

Preeti N. Chheda

Chief Financial Officer

Place: Mumbai

Date : 25 July 2023

MINDSPACE BUSINESS PARKS REIT
RN:IN/REIT/19-20/003
Condensed Consolidated Financial Statements
Consolidated Statement of Profit and Loss
(All amounts in Rs. million unless otherwise stated)

	Note	For the quarter ended 30 June 2023 (Unaudited)	For the quarter ended 31 March 2023 (Unaudited)*	For the quarter ended 30 June 2022 (Unaudited)	For the year ended 31 March 2023 (Audited)
Income and gains					
Revenue from Operations	32	5,898	5,667	4,807	22,821
Interest Income	33	36	30	40	157
Other Income	34	83	26	5	63
Total Income		6,017	5,723	4,852	23,041
Expenses					
Cost of work contract services		264	267	-	2,181
Cost of materials sold		0	2	6	15
Cost of power purchased		224	179	253	817
Employee benefits expense	35	78	65	66	285
Cost of facility management services	36	156	201	113	594
Trustee fees		1	1	1	5
Valuation fees		1	1	3	7
Insurance expense		36	24	20	87
Audit fees		8	11	4	25
Management fees		152	145	135	565
Repairs and maintenance	37	171	236	152	682
Legal & professional fees		28	49	27	180
Other expenses	38	537	439	420	2,002
Total Expenses		1,657	1,620	1,200	7,445
Earnings before finance costs, depreciation and amortisation, regulatory income / expense, exceptional items and tax		4,360	4,103	3,652	15,596
Finance costs	39	1,066	977	719	3,431
Depreciation and amortisation expense	40	933	920	847	3,554
Profit before rate regulated activities, exceptional items and tax		2,361	2,206	2,086	8,611
Add : Regulatory income/ (expense) (net)		11	36	103	205
Add : Regulatory income/(expense) (net) in respect of earlier		(29)	(64)	-	(64)
Profit before exceptional items and tax		2,343	2,178	2,189	8,752
Exceptional Items (refer note 51A and 51B)		-	(1,368)	-	(1,368)



MINDSPACE BUSINESS PARKS REIT
 RN:IN/REIT/19-20/003
 Condensed Consolidated Financial Statements
 Consolidated Statement of Profit and Loss
 (All amounts in Rs. million unless otherwise stated)

Profit before tax		2,343	810	2,189	7,384
Current tax	41	501	481	459	1,895
Deferred tax charge	41	473	668	446	2,404
Tax expense		974	1,149	905	4,299
Profit/(Loss) for the period/year		1,369	(339)	1,284	3,085
Profit/(Loss) for the period/year attributable to unit holders of Mindspace REIT		1,275	(292)	1,182	2,836
Profit/(Loss) for the period/year attributable to non-controlling interests		94	(47)	102	249
Other comprehensive income					
A. (i) Items that will not be reclassified to profit or loss					
- Remeasurements of defined benefit liability/ (asset)		-	(6)	-	(6)
(ii) Income tax relating to above		-	-	-	-
B. (i) Items that will be reclassified to profit or loss		-	-	-	-
(ii) Income tax relating to above		-	-	-	-
Other comprehensive income attributable to unit holders of Mindspace REIT		-	(6)	-	(6)
Other comprehensive income attributable to non controlling interests		-	-	-	-
Total comprehensive income/(loss) for the period/ year		1,369	(345)	1,284	3,079
Total comprehensive income/(loss) for the period / year attributable to unit holders of Mindspace REIT		1,275	(298)	1,182	2,830
Total comprehensive income/(loss) for the period/year attributable to non controlling interests		94	(47)	102	249



MINDSPACE BUSINESS PARKS REIT
 RN:IN/REIT/19-20/003
 Condensed Consolidated Financial Statements
 Consolidated Statement of Profit and Loss
 (All amounts in Rs. million unless otherwise stated)

Earnings per unit

44

Before net movement in Regulatory Deferral Balances:

-Basic	2.18	(0.45)	1.82	4.54
-Diluted	2.18	(0.45)	1.82	4.54

After net movement in Regulatory Deferral Balances:

-Basic	2.15	(0.49)	1.99	4.78
-Diluted	2.15	(0.49)	1.99	4.78

Material accounting policies

3

See the accompanying notes to the Condensed Consolidated Financial Statements

4-54

*Refer Note 50

** True up adjustment for the quarter and year ended March 2023 based on MERC order dated March 31, 2023

As per our report of even date attached:

for Deloitte Haskins & Sells LLP

Chartered Accountants

Firm's registration number: 117366W/W-100018

Nilesht Shah

Partner

Membership number: 49660

Place: Mumbai

Date : 25 July 2023

for and on behalf of the Board of Directors of
K Raheja Corp Investment Managers Private Limited (Formerly known as K Raheja Corp Investment Managers LLP)

(acting as the Manager to Mindspace Business Parks REIT)

Neel C. Raheja

Director

DIN: 00029010

Place: Mumbai

Date : 25 July 2023

Vinod N. Rohira

Chief Executive Officer

Place: Mumbai

Date : 25 July 2023

Preeti N. Chheda

Chief Financial Officer

Place: Mumbai

Date : 25 July 2023



MINDSPACE BUSINESS PARKS REIT
RN:IN/REIT/19-20/003

Condensed Consolidated Financial Statements
Consolidated Statement of Cash Flow
(All amounts in Rs. million unless otherwise stated)

	For the quarter ended 30 June 2023 (Unaudited)	For the quarter ended 31 March 2023 (Unaudited)*	For the quarter ended 30 June 2022 (Unaudited)	For the year ended 31 March 2023 (Audited)
A Cash flows from operating activities				
Profit before tax	2,343	812	2,189	7,384
Adjustments for:				
Depreciation and amortisation expense	933	920	847	3,554
Finance costs	1,066	977	719	3,431
Interest income	(11)	(14)	(7)	(47)
Provision for doubtful debts (net)	0	15	11	50
Assets written off/ Demolished	1	8	-	187
Gain on redemption of mutual fund units	(11)	(13)	(3)	(38)
Foreign exchange fluctuation loss (net)	0	-	1	1
Liabilities no longer required written back	(72)	(13)	-	(17)
Exceptional Items (refer note 51A and 51B)	-	1,368	-	1,368
Operating cash flow before working capital changes	4,249	4,060	3,757	15,873
Movement in working capital				
(Increase) / decrease in inventories	11	(14)	(88)	(46)
(Increase) / decrease in trade receivables	(114)	271	(152)	708
(Increase) / decrease in other financial assets and other assets	(252)	(324)	(257)	(1,093)
Increase / (decrease) in other financial liabilities, other liabilities and provisions	371	(135)	237	361
(Decrease) / increase in regulatory deferral account (assets / liabilities)	19	28	(103)	(141)
(Decrease) / increase in trade payables	162	16	154	4
Cash generated/(used in) from operations	4,447	3,902	3,548	15,666
Direct taxes paid net of refund received	(328)	(409)	(435)	(1,736)
Net cash generated/(used in) from operating activities (A)	4,119	3,493	3,113	13,930



MINDSPACE BUSINESS PARKS REIT
RN:IN/REIT/19-20/003

Condensed Consolidated Financial Statements
Consolidated Statement of Cash Flow
(All amounts in Rs. million unless otherwise stated)

B Cash flows from investing activities

Expenditure incurred on investment property and investment property under construction including capital advances, net of capital creditors	(2,473)	(1,883)	(1,734)	(7,634)
Expenditure incurred on Property, Plants and Equipment and Capital work-in progress	(8)	(3)	(4)	(26)
Proceeds from sale of investment property, & property plant and equipments	-	-	1	28
Investment in Government Bond	(5)	-	(6)	(6)
Investment in mutual fund	(5,800)	(7,129)	(4,415)	(22,501)
Proceeds from redemption of mutual fund	5,811	7,141	4,403	22,537
Movement in fixed deposits/other bank balances	(4,147)	173	(105)	50
Interest received	13	12	15	46
Net cash (used in) / generated from investing activities (B)	(6,609)	(1,689)	(1,845)	(7,506)

C Cash flows from financing activities

Proceeds from external borrowings	8,076	4,356	2,150	9,391
Repayment of external borrowings	(8,686)	(4,153)	(4,794)	(13,379)
Proceeds from issue of non-convertible debentures and bonds	5,000	5,500	4,900	15,400
Proceeds from issue of Commercial Paper	-	-	-	983
Non-convertible debentures issue expenses	(22)	(30)	(25)	(81)
Redemption of Commercial Paper	-	(983)	-	(983)
Payment towards lease liabilities	-	(13)	-	(13)
Distribution to unitholders and dividend to Non-Controlling Interest holder (including tax)	(3,072)	(3,093)	(2,912)	(12,009)
Recovery Expense Fund Deposits	(1)	(1)	-	(1)
Finance costs paid	(993)	(951)	(1,221)	(3,871)
Net cash generated /(used in) financing activities (C)	302	632	(1,902)	(4,563)
Net increase/(decrease) in cash and cash equivalents (A+B+C)	(2,188)	2,436	(634)	1,861



MINDSPACE BUSINESS PARKS REIT
RN:IN/REIT/19-20/003

Condensed Consolidated Financial Statements
Consolidated Statement of Cash Flow
(All amounts in Rs. million unless otherwise stated)

Cash and cash equivalents at the beginning of the period/year	2,843	407	982	982
Cash and cash equivalents at the end of the period / year	655	2,843	348	2,843
Cash and cash equivalents comprises (refer note no. 15A & 26)				
Cash on hand	3	3	2	3
Balance with banks				
- in current accounts	3,193	3,176	3,190	3,176
- in escrow accounts	11	3	1	3
-in deposit accounts with original maturity of less than three months	310	880	44	880
Less : Bank overdraft	(2,862)	(1,219)	(2,889)	(1,219)
Cash and cash equivalents at the end of the period / year	655	2,843	348	2,843

Material accounting policies - refer note 3

Note: 1. The above Cash Flow Statement has been prepared under the 'Indirect Method' as set out in the Accounting Standard (IND AS) 7 - "Statement of Cash Flows".

Note: 2. Refer note 6(a) for non cash transactions.

See the accompanying notes to the Condensed Consolidated Financial Statements

4-54


*Refer Note 50

As per our report of even date attached:

for **Deloitte Haskins & Sells LLP**

Chartered Accountants

Firm's registration number: 117366W/W-100018




Nilesh Shah
Partner

Membership number: 49660

Place: Mumbai

Date : 25 July 2023

for and on behalf of the Board of Directors of
K Raheja Corp Investment Managers Private Limited (Formerly known as K Raheja Corp Investment Managers LLP)
(acting as the Manager to Mindspace Business Parks REIT)



Neel C. Raheja
Director
DIN: 00029010

Place: Mumbai

Date : 25 July 2023



Vinod N. Rohira
Chief Executive Officer

Place: Mumbai

Date : 25 July 2023



Preeti N. Chheda
Chief Financial Officer

Place: Mumbai

Date : 25 July 2023

90

Handwritten marks at the bottom left corner.

MINDSPACE BUSINESS PARKS REIT
RN:IN/REIT/19-20/003
Condensed Consolidated Financial Statements
Consolidated Statement of changes in Unit holder's Equity
(All amounts in Rs. million unless otherwise stated)

A. Corpus		Amount
Balance as on 1 April 2022		0
Changes during the year		-
Balance as on 31 March 2023		0
Balance as on 1 April 2023		0
Changes during the period		-
Closing balance as on 30 June 2023		0
Corpus		Amount
Balance as on 1 April 2022		0
Changes during the period		-
Balance as on 30 June 2022		0
B. Unit Capital		Amount
Balance as at 1 April 2022		162,839
Changes during the year		-
Balance as at 31 March 2023		162,839
Balance as at 1 April 2023		162,839
Changes during the period		-
Balance as at 30 June 2023		162,839
Unit Capital		Amount
Balance as at 1 April 2022		162,839
Changes during the period		-
Balance as at 30 June 2022		162,839
C. Other equity		Amount
Retained Earnings		Amount
Balance as at 1 April 2022		(6,743)
Add: Profit for the year attributable to the unitholders of Mindspace REIT		2,836
Add: Other comprehensive income/(expense) attributable to the unitholders of Mindspace REIT		(6)
Less: Distribution to Unitholders for the quarter ended 31 March 2022*		(2,734)
Less: Distribution to Unitholders for the quarter ended 30 June 2022*		(2,811)
Less: Distribution to Unitholders for the quarter ended 30 September 2022*		(2,817)
Less: Distribution to Unitholders for the quarter ended 31 December 2022*		(2,846)
Less: Transfer to/from Debenture Redemption Reserve**		(425)
Balance as at 31 March 2023		(15,546)
Balance as at 1 April 2023		(15,546)
Add: Profit for the year attributable to the unitholders of Mindspace REIT		1,275
Add: Other comprehensive income/(expense) attributable to the unitholders of Mindspace REIT		-
Less: Distribution to Unitholders for the quarter ended 31 March 2023*		(2,852)
Less: Transfer to/from Debenture Redemption Reserve**		134
Balance as at 30 June 2023		(16,989)
Other equity		Amount
Retained Earnings		Amount
Balance as at 1 April 2022		(6,743)
Add: Profit for the period attributable to the unitholders of Mindspace REIT		1,182
Add: Other comprehensive income attributable to the unitholders of Mindspace REIT		-
Less: Distribution to Unitholders for the quarter ended 31 March 2022*		(2,734)
Less: Transfer to Debenture Redemption Reserve**		(61)
Balance as at 30 June 2022		(8,356)



MINDSPACE BUSINESS PARKS REIT
RN:IN/REIT/19-20/003
Condensed Consolidated Financial Statements
Consolidated Statement of changes in Unit holder's Equity
(All amounts in Rs. million unless otherwise stated)

Debtore Redemption Reserve**	Amount
Balance as at 1 April 2022	109
Transfer to retained earnings	(5)
Transfer from retained earnings	430
Balance as at 31 March 2023	534
Balance as at 1 April 2023	534
Transfer to retained earnings	(165)
Transfer from retained earnings	31
Balance as at 30 June 2023	400

Debtore Redemption Reserve**	Amount
Balance as at 1 April 2022	109
Transfer from retained earnings	61
Balance as at 30 June 2022	170

* The distributions made by Trust to its Unitholders are based on the Net Distributable Cash flows (NDCF) of Mindspace REIT under the REIT Regulations.

** Refer Note 20

Material accounting policies - refer note 3

See the accompanying notes to the Condensed Consolidated Financial Statements 4-54

As per our report of even date attached:

for **Deloitte Haskins & Sells LLP**

Chartered Accountants

Firm's registration number: 117366W/W-100018

for and on behalf of the Board of Directors of

K Raheja Corp Investment Managers Private Limited (Formerly known as K Raheja Corp Investment Managers LLP)

(acting as the Manager to Mindspace Business Parks REIT)

Nilesh Shah

Partner

Membership number: 49660

Place: Mumbai

Date : 25 July 2023

Neel C. Raheja

Director

DIN: 00029010

Place: Mumbai

Date : 25 July 2023

Vinod N. Rohira

Chief Executive Officer

Place: Mumbai

Date : 25 July 2023

Preeti N. Chheda

Chief Financial Officer

Place: Mumbai

Date : 25 July 2023

2

11

MINDSPACE BUSINESS PARKS REIT

RN:IN/REIT/19-20/003

Condensed Consolidated Financial Statements

Disclosure pursuant to SEBI circular No. CIR/IMD/DF/146/2016

(All amounts in Rs. million unless otherwise stated)

Net Distributable Cash Flows (NDCF) pursuant to guidance under Paragraph 6 to SEBI circular No. CIR/IMD/DF/146/2016

(i) Mindspace REIT Standalone

Sr. no.	Description	For the quarter ended 30 June 2023 (Unaudited)	For the quarter ended 31 March 2023 (Unaudited)	For the quarter ended 30 June 2022 (Unaudited)	For the year ended 31 March 2023 (Audited)
1.	Cash flows received from Asset SPVs including but not limited to:				
	· interest	654	532	928	2,388
	· dividends (net of applicable taxes)	2,654	2,709	2,635	10,662
	· repayment of REIT Funding	-	-	-	-
	· proceeds from buy-backs/ capital reduction (net of applicable taxes)	-	-	-	-
	· redemption proceeds from preference shares or any other similar instrument	-	-	-	-
2.	Add: Proceeds from sale of investments, assets, sale of shares of Asset SPVs, liquidation of any other asset or investment (incl. cash equivalents) or any form of fund raise at Mindspace REIT level adjusted for the following: ⁽²⁾	11,685	15,610	14,300	43,449
	· applicable capital gains and other taxes, if any	-	-	-	-
	· debts settled or due to be settled from sale proceeds	-	-	-	-
	· transaction costs	-	-	-	(26)
	· proceeds re-invested or planned to be reinvested in accordance with the REIT regulations	-	-	-	-
	· any acquisition	-	-	-	-
	· investments as permitted under the REIT regulations	-	-	-	-
	· lending to Asset SPVs	(11,685)	(14,627)	(9,300)	(37,440)
	as maybe deemed necessary by the Manager				
3.	Add: Proceeds from sale of investments, assets or sale of shares of Asset SPVs not distributed pursuant to an earlier plan to re-invest in accordance with the REIT Regulations, if such proceeds are not intended to be invested subsequently	-	-	-	-



4. Add: Any other income received by Mindspace REIT not captured herein	8	6	4	31
5. Less: Any other expenses paid by Mindspace REIT not captured herein	(11)	(12)	(5)	(35)
6. Less: Any expense in the nature of capital expenditure at Mindspace REIT level	-	-	-	-
7. Less: Net debt repayment / (drawdown), redemption of preference shares / debentures / any other such instrument / premiums / any other obligations / liabilities, etc., as maybe deemed necessary by the Manager	-	(983)	(5,000)	(5,983)
8. Add/Less: Other adjustments, including but not limited to net changes in security deposits, working capital, etc., as may be deemed necessary by the Manager ⁽³⁾	(77)	(111)	(70)	(324)
9. Less: Interest paid on external debt borrowing at Mindspace REIT level	(363)	(257)	(672)	(1,351)
10. Less: Income tax and other taxes (if applicable) at the standalone Mindspace REIT level	(1)	(7)	(2)	(17)
Net Distributable Cash Flows (NDCF)	2,864	2,860	2,818	11,354

Notes:

1. The Board of Directors of the Manager to the Trust, in their meeting held on 25 July 2023, have declared distribution to unitholders of Rs 4.80 per unit which aggregates to Rs. 2,846 million for the quarter ended 30 June 2023. The distributions of Rs 4.80 per unit comprises Rs. 4.33 per unit in the form of dividend, Rs. 0.46 per unit in the form of interest payment and Rs 0.01 per unit in the form of other income.
2. Repayment of REIT funding which is further lent to SPVs has been captured under "Liquidation of assets"
3. Lending to and repayment from SPVs within the same period has been adjusted under "Other Adjustments" and includes loan given by REIT to SPV out of surplus funds.
4. NDCF is calculated on quarterly basis and amount presented for the year end is mathematical summation of quarterly numbers

As per our report of even date attached.

for **Deloitte Haskins & Sells LLP**

Chartered Accountants

Firm's registration number: 117366W/W-100018



Nilesh Shah

Partner

Membership number: 49660

Place: Mumbai

Date : 25 July 2023

for and on behalf of the Board of Directors of
K Raheja Corp Investment Managers Private Limited (Formerly known as K Raheja Corp Investment Managers LLP)
 (acting as the Manager to Mindspace Business Parks REIT)



Neel C. Raheja

Director

DIN: 00029010

Place: Mumbai

Date : 25 July 2023

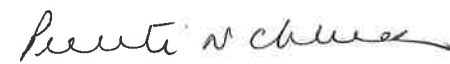


Vinod N. Rohira

Chief Executive Officer

Place: Mumbai

Date : 25 July 2023



Preeti N. Chheda

Chief Financial Officer

Place: Mumbai

Date : 25 July 2023

9

MINDSPACE BUSINESS PARKS REIT

RN:IN/REIT/19-20/003

Condensed Consolidated Financial Statements

Disclosure pursuant to SEBI circular No. CIR/IMD/DF/146/2016

(All amounts are in Rs. million unless otherwise stated)

Additional disclosures as required by Paragraph 6 to SEBI circular No. CIR/IMD/DF/146/2016

Net Distributable Cash Flows (NDCF) pursuant to guidance under Paragraph 6 to SEBI circular No. CIR/IMD/DF/146/2016

(ii) Calculation of net distributable cash flows at each Asset SPV

For the quarter ended 30 June 2023 pursuant to guidance under Paragraph 6 to SEBI circular No. CIR/IMD/DF/146/2016 ⁽¹⁾

Sr. no.	Description	Avacado	MBPPL	Horizonview	Gigaplex	KRC Infra	Intime	KRIT	Sundew	Elimination (1)	Total
1.	Profit after tax as per Statement of profit and loss/income and expenditure (standalone) (A)	129	530	(165)	(33)	49	233	193	533	-	1,469
2.	Add: Depreciation and amortisation as per Statement of profit and loss/income and expenditure	28	146	36	158	76	17	36	113	-	610
3.	Add/less: Loss/gain on sale of real estate assets	-	-	-	-	-	-	-	-	-	-
4.	Add: Proceeds from sale of real estate assets, liquidation of any other asset or investment (incl. cash equivalents) or any form of fund raise at the Asset SPV level adjusted for the following:	1,196	5,316	490	4,280	1,375	1,476	1,550	-	(10,672)	5,011
	- debts settled or due to be settled from sale proceeds	-	-	-	-	-	-	-	-	-	-
	- transaction costs	-	-	-	-	-	-	-	-	-	-
	- proceeds re-invested or planned to be reinvested in accordance with the REIT Regulations.	-	-	-	-	-	-	-	-	-	-
	- any acquisition	-	-	-	-	-	-	-	-	-	-
	- investment in any form as permitted under the REIT Regulations as may be deemed necessary by the Manager	-	-	-	-	-	-	-	-	-	-
5.	Add: Proceeds from sale of real estate assets not distributed pursuant to an earlier plan to re-invest, if such proceeds are not intended to be invested subsequently	-	-	-	-	-	-	-	-	-	-
6.	Add/less: Any other item of non-cash expense / non cash income (net of actual cash flows for these items), as may be deemed necessary by the Manager. ⁽⁴⁾	30	368	(28)	17	21	45	50	93	-	596
	For example, any decrease/increase in carrying amount of an asset or of a liability recognised in statement of profit and loss/income and expenditure on measurement of the asset or the liability at fair value, interest cost as per effective interest rate method, deferred tax, lease rents recognised on a straight line basis, etc.	-	-	-	-	-	-	-	-	-	-
7.	Add: Cash flow received from Asset SPV and investment entity, if any including (applicable for Holdco only, to the extent not covered above):	-	-	-	-	-	-	-	-	-	-
	- repayment of the debt in case of investments by way of debt	-	-	-	-	-	-	-	-	-	-
	- proceeds from buy-backs/ capital reduction	-	-	-	-	-	-	-	-	-	-
8.	Add: Interest on borrowings from Mindspace REIT	21	38	108	240	196	-	9	41	-	653
9.	Add/Less: Other adjustments, including but not limited to net changes in security deposits, working capital, etc., as may be deemed necessary by the Manager ^{(2) & (6)}	3	(2,721)	109	68	860	(1,516)	(107)	23	-	(3,281)



10. Less: Any expense in the nature of capital expenditure including capitalized interest thereon (to the parties other than Mindspace REIT), overheads, etc. ⁽⁵⁾	(42)	(338)	(290)	(383)	(996)	(69)	(225)	(148)	-	(2,491)
11. Less: Net debt repayment / (drawdown) / redemption of preference shares / debentures / any other such instrument / premiums / accrued interest / any other obligations / liabilities etc., to parties other than Mindspace REIT, as may be deemed necessary by the Manager	(120)	(2,931)	(141)	(4,107)	(1,384)	-	(95)	1,832	7,922	976
12. Less: Proceeds to shareholders other than Mindspace REIT through buyback of shares/ capital reduction/ dividend paid on preference or equity capital, buyback distribution tax if any paid on the same, and further including buyback distribution tax, if applicable on distribution to Mindspace REIT	-	-	-	-	-	(22)	(154)	(44)	-	(220)
Total Adjustments (B)	1,116	(122)	284	273	148	(69)	1,064	1,910	(2,750)	1,853
Net Distributable Cash Flows (C)=(A+B)	1,245	408	119	240	197	164	1,257	2,443	(2,750)	3,322

Note 1: For the purpose of eliminations, repayment of Inter SPV loans and repayment of loans to REIT (further lent to Asset SPVs) is considered.

Note 2: Borrowing from and repayment to REIT, if any within the same quarter has been adjusted under "Other Adjustments".

Note 3: As per Chapter V, clause 16(a) of Securities and Exchange Board of India (Real Estate Investment Trusts) Regulations, 2014 as amended from time to time, the entity is required to distribute not less than 90% of net distributable cash flows of the entity to Mindspace REIT in proportion of its holding in the SPV subject to applicable provisions in the Companies Act, 2013. As per distribution policy adopted by the board of directors of Mindspace REIT's Manager (K Raheja Corp Investment Managers Private Limited), any proceeds to shareholders other than Mindspace REIT is reduced to arrive at net distributable cash flows (NDCF). The above note has been prepared as per the distribution policy adopted by the board of directors of Mindspace REIT's Manager, which is forming part of the Final offer document of Mindspace REIT and does not represent amount available for declaring dividend as per section 123 of the Companies Act, 2013 read with Declaration and Payment of Dividend Rules 2014.

Note 4: In case of Gigaplex, adjusted for reimbursement for power infrastructure and any other modification to investment property as required and reimbursed by tenant.

Note 5: NDCF is calculated on quarterly basis and amount presented for the year ended is mathematical summation of quarterly numbers.

Note 6: Includes Investment in fixed deposits in MBPPL and Intime amounting Rs 2,600 million and Rs 1,300 million respectively on account of repayment of inter SPV loans.

As per our report of even date attached:

for **Deloitte Haskins & Sells LLP**
Chartered Accountants

Firm's registration number: 117366W/W-100018



Nilesh Shah

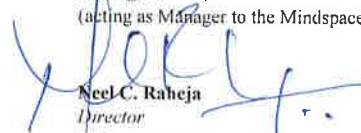
Partner

Membership number: 49660

Place: Mumbai


Date : 25 July 2023

for and on behalf of the Board of Directors of
K Raheja Corp Investment Managers Private Limited (Formerly known as K Raheja Corp Investment Managers LLP)
(acting as Manager to the Mindspace Business Parks REIT)


Neel C. Raheja
Director
DIN: 00029010

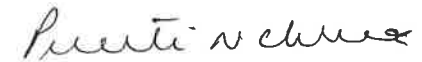
Place: Mumbai

Date : 25 July 2023


Vinod N. Rohira
Chief Executive Officer

Place: Mumbai

Date : 25 July 2023


Preeti N. Chheda
Chief Financial Officer

Place: Mumbai

Date : 25 July 2023



MINDSPACE BUSINESS PARKS REIT

RN:IN/REIT/19-20/003

Condensed Consolidated Financial Statements

Disclosure pursuant to SEBI circular No. CIR/IMD/DF/146/2016

(All amounts are in Rs. million unless otherwise stated)

Additional disclosures as required by Paragraph 6 to SEBI circular No. CIR/IMD/DF/146/2016

Net Distributable Cash Flows (NDCF) pursuant to guidance under Paragraph 6 to SEBI circular No. CIR/IMD/DF/146/2016

(ii) Calculation of net distributable cash flows at each Asset SPV

For the quarter ended 31 March 2023 pursuant to guidance under Paragraph 6 to SEBI circular No. CIR/IMD/DF/146/2016 ⁽¹⁾

Sr. no.	Description	Avacado	MBPPL	Horizonview	Gigaplex	KRC Infra	Intime	KRIT	Sundew	Elimination (1)	Total
1.	Profit after tax as per Statement of profit and loss/income and expenditure (standalone) (A)	135	338	(188)	(312)	35	285	33	236	-	562
2.	Add: Depreciation and amortisation as per Statement of profit and loss/income and expenditure	28	156	34	149	69	16	32	104	-	588
3.	Add/less: Loss/gain on sale of real estate assets	-	(0)	-	-	-	-	-	-	-	-
4.	Add: Proceeds from sale of real estate assets, liquidation of any other asset or investment (incl. cash equivalents) or any form of fund raise at the Asset SPV level adjusted for the following:	-	845	388	2,608	1,747	20	2,155	635	(3,831)	4,567
	- debts settled or due to be settled from sale proceeds	-	-	-	-	-	-	-	-	-	-
	- transaction costs	-	-	-	-	-	-	-	-	-	-
	- proceeds re-invested or planned to be reinvested in accordance with the REIT Regulations	-	-	-	-	-	-	-	-	-	-
	- any acquisition	-	-	-	-	-	-	-	-	-	-
	- investment in any form as permitted under the REIT Regulations as may be deemed necessary by the Manager	-	-	-	-	-	-	-	-	-	-
5.	Add: Proceeds from sale of real estate assets not distributed pursuant to an earlier plan to re-invest, if such proceeds are not intended to be invested subsequently	-	-	-	-	-	-	-	-	-	-
6.	Add/less: Any other item of non-cash expense / non cash income (net of actual cash flows for these items), as may be deemed necessary by the Manager. ⁽⁴⁾	36	269	23	306	31	(29)	199	450	-	1,285
	For example, any decrease/increase in carrying amount of an asset or of a liability recognised in statement of profit and loss/income and expenditure on measurement of the asset or the liability at fair value, interest cost as per effective interest rate method, deferred tax, lease rents recognised on a straight line basis, etc.	-	-	-	-	-	-	-	-	-	-
7.	Add: Cash flow received from Asset SPV and investment entity, if any including (applicable for Holdco only, to the extent not covered above):	-	-	-	-	-	-	-	-	-	-
	- repayment of the debt in case of investments by way of debt	-	-	-	-	-	-	-	-	-	-
	- proceeds from buy-backs/ capital reduction	-	-	-	-	-	-	-	-	-	-
8.	Add: Interest on borrowings from Mindspace REIT	26	47	76	195	130	-	19	39	-	532
9.	Add/less: Other adjustments, including but not limited to net changes in security deposits, working capital, etc., as may be deemed necessary by the Manager ⁽²⁾	(4)	55	42	(345)	(600)	41	(25)	227	-	(609)
10.	Less: Any expense in the nature of capital expenditure including capitalized interest thereon (to the parties other than Mindspace REIT), overheads, etc. ⁽³⁾	(62)	(195)	(106)	41	(1,242)	(25)	(163)	(169)	-	(1,921)
11.	Less: Net debt repayment / (drawdown) / redemption of preference shares / debentures / any other such instrument / premiums / accrued interest / any other obligations / liabilities etc., to parties other than Mindspace REIT, as may be deemed necessary by the Manager	123	(932)	(192)	(2,428)	(35)	-	63	(736)	2,711	(1,426)



12. Less: Proceeds to shareholders other than Mindspace REIT through buyback of shares/ capital reduction/ dividend paid on preference or equity capital, buyback distribution tax if any paid on the same, and further including buyback distribution tax, if applicable on distribution to Mindspace REIT	-	-	-	-	-	(33)	(132)	(81)	-	(246)
Total Adjustments (B)	147	245	265	526	100	(10)	2,148	469	(1,120)	2,770
Net Distributable Cash Flows (C)=(A+B)	282	583	77	214	135	275	2,181	705	(1,120)	3,332

Note 1: For the purpose of eliminations, repayment of Inter SPV loans and repayment of loans to REIT (further lent to Asset SPVs) is considered

Note 2: Borrowing from and repayment to REIT, if any within the same quarter has been adjusted under "Other Adjustments".

Note 3: As per Chapter V, clause 16(a) of Securities and Exchange Board of India (Real Estate Investment Trusts) Regulations, 2014 as amended from time to time, the entity is required to distribute not less than 90% of net distributable cash flows of the entity to Mindspace REIT in proportion of its holding in the SPV subject to applicable provisions in the Companies Act, 2013. As per distribution policy adopted by the board of directors of Mindspace REIT's Manager (K Raheja Corp Investment Managers Private Limited), any proceeds to shareholders other than Mindspace REIT is reduced to arrive at net distributable cash flows (NDCF).

The above note has been prepared as per the distribution policy adopted by the board of directors of Mindspace REIT's Manager, which is forming part of the Final offer document of Mindspace REIT and does not represent amount available for declaring dividend as per section 123 of the Companies Act, 2013 read with Declaration and Payment of Dividend Rules 2014.

Note 4: In case of KRIT, amount includes written down value (in SPV) of the buildings bearing nos. 7 & 8 and plant and machinery and other items attached to the buildings amounting Rs 282 million on account of demolition of the said buildings. It has received concurrence from TSIC on 13 March 2023 for redevelopment.

Note 5: In case of Gigaplex, adjusted for reimbursement for power infrastructure and any other modification to investment property as required and reimbursed by tenant.

Note 6: NDCF is calculated on quarterly basis and amount presented for the year ended is mathematical summation of quarterly numbers


As per our report of even date attached:


for **Deloitte Haskins & Sells LLP**
Chartered Accountants
Firm's registration number: 117366W/W-100018


Nilesh Shah
Partner
Membership number: 49660
Place: Mumbai
Date : 25 July 2023

for and on behalf of the Board of Directors of
K Raheja Corp Investment Managers Private Limited (Formerly known as K Raheja Corp Investment
(acting as Manager to the Mindspace Business Parks REIT)


Neel C. Raheja
Director
DIN: 00029010
Place: Mumbai
Date : 25 July 2023


Vinod N. Rohira
Chief Executive Officer
Place: Mumbai
Date : 25 July 2023


Preeti N. Chheda
Chief Financial Officer
Place: Mumbai
Date : 25 July 2023

MINDSPACE BUSINESS PARKS REIT

RN:IN/REIT/19-20/003

Condensed Consolidated Financial Statements

Disclosure pursuant to SEBI circular No. CIR/IMD/DF/146/2016

(All amounts are in Rs. million unless otherwise stated)

Additional disclosures as required by Paragraph 6 to SEBI circular No. CIR/IMD/DF/146/2016

Net Distributable Cash Flows (NDCF) pursuant to guidance under Paragraph 6 to SEBI circular No. CIR/IMD/DF/146/2016

(ii) Calculation of net distributable cash flows at each Asset SPV

For the quarter ended 30 June 2022 pursuant to guidance under Paragraph 6 to SEBI circular No. CIR/IMD/DF/146/2016 ⁽³⁾

Sr. no.	Description	Avacado	MBPPL	Horizonview	Gigaplex	KRC Infra	Intime	KRIT	Sundew	Elimination (1)	Total
1.	Profit after tax as per Statement of profit and loss/income and expenditure (standalone) (A)	134	485	(158)	(51)	102	260	277	529	-	1,578
2.	Add: Depreciation and amortisation as per Statement of profit and loss/income and expenditure	25	137	34	113	50	19	19	105	-	502
3.	Add/less: Loss/gain on sale of real estate assets	-	-	-	-	-	-	-	-	-	-
4.	Add: Proceeds from sale of real estate assets, liquidation of any other asset or investment (incl. cash equivalents) or any form of fund raise at the Asset SPV level adjusted for the following:	-	-	170	1,225	1,460	300	584	-	(3,739)	-
	· debts settled or due to be settled from sale proceeds	-	-	-	-	-	-	-	-	-	-
	· transaction costs	-	-	-	-	-	-	-	-	-	-
	· proceeds re-invested or planned to be reinvested in accordance with the REIT Regulations ⁽⁴⁾	-	-	-	-	-	-	-	-	-	-
	· any acquisition	-	-	-	-	-	-	-	-	-	-
	· investment in any form as permitted under the REIT Regulations as may be deemed necessary by the Manager	-	-	-	-	-	-	-	-	-	-
5.	Add: Proceeds from sale of real estate assets not distributed pursuant to an earlier plan to re-invest, if such proceeds are not intended to be invested subsequently	-	-	-	-	-	-	-	-	-	-
6.	Add/less: Any other item of non-cash expense / non cash income (net of actual cash flows for these items), as may be deemed necessary by the Manager	33	154	1	44	24	29	(32)	86	-	339
	For example, any decrease/increase in carrying amount of an asset or of a liability recognised in statement of profit and loss/income and expenditure on measurement of the asset or the liability at fair value, interest cost as per effective interest rate method, deferred tax, lease rents recognised on a straight line basis, etc.	-	-	-	-	-	-	-	-	-	-
7.	Add: Cash flow received from Asset SPV and investment entity, if any including (applicable for Holdco only, to the extent not covered above):	-	-	-	-	-	-	-	-	-	-
	· repayment of the debt in case of investments by way of debt	-	-	-	-	-	-	-	-	-	-
	· proceeds from buy-backs/ capital reduction	-	-	-	-	-	-	-	-	-	-
8.	Add: Interest on borrowings from Mindspace REIT	287	105	87	387	58	-	4	1	-	929
9.	Add/less: Other adjustments, including but not limited to net changes in security deposits, working capital, etc., as may be deemed necessary by the Manager ⁽²⁾	11	(126)	2	(28)	68	(140)	(37)	(19)	-	(269)



10. Less: Any expense in the nature of capital expenditure including capitalized interest thereon (to the parties other than Mindspace REIT), overheads, etc.	(10)	(251)	(31)	(485)	(623)	(20)	(354)	(78)	-	(1,852)
11. Less: Net debt repayment / (drawdown) / redemption of preference shares / debentures / any other such instrument / premiums / accrued interest / any other obligations / liabilities etc., to parties other than Mindspace REIT, as may be deemed necessary by the Manager	2,957	5,787	(15)	(811)	(1,082)	-	225	204	304	7,569
12. Less: Proceeds to shareholders other than Mindspace REIT through buyback of shares/ capital reduction/ dividend paid on preference or equity capital, buyback distribution tax if any paid on the same, and further including buyback distribution tax, if applicable on distribution to Mindspace REIT	-	-	-	-	-	(48)	(76)	(54)	-	(178)
Total Adjustments (B)	3,303	5,806	248	445	(45)	140	333	245	(3,435)	7,040
Net Distributable Cash Flows (C)=(A+B)	3,437	6,291	90	394	57	400	610	774	(3,435)	8,618

Note 1: For the purpose of eliminations, repayment of Inter SPV loans and repayment of loans to REIT (further lent to Asset SPVs) is considered.

Note 2: Borrowing from and repayment to REIT, if any within the same quarter has been adjusted under "Other Adjustments".

Note 3: As per Chapter V, clause 16(a) of Securities and Exchange Board of India (Real Estate Investment Trusts) Regulations, 2014 as amended from time to time, the entity is required to distribute not less than 90% of net distributable cash flows of the entity to Mindspace REIT in proportion of its holding in the SPV subject to applicable provisions in the Companies Act, 2013. As per distribution policy adopted by the board of directors of Mindspace REIT's Manager (K Raheja Corp Investment Managers Private Limited), any proceeds to shareholders other than Mindspace REIT is reduced to arrive at net distributable cash flows (NDCF).

The above note has been prepared as per the distribution policy adopted by the board of directors of Mindspace REIT's Manager, which is forming part of the Final offer document of Mindspace REIT and does not represent amount available for declaring dividend as per section 123 of the Companies Act, 2013 read with Declaration and Payment of Dividend Rules 2014.

Note 4: In March 2022, Mindspace Business Parks Private Limited ("MBPPL"), one of the Asset SPVs of Mindspace Business Parks REIT concluded the sale of land admeasuring approximately 39.996 acres located at Pocharam, Hyderabad, to K. Raheja Corp Private Limited ("KRCPL") for a consideration of Rs. 1,200 Million as per the approval of the board of directors of MBPPL and the Board of directors of the Manager and other terms and conditions as set out in the Memorandum of Understanding dated December 16, 2019 read with the extension letter dated September 1, 2021 ("MoU") and sale deed dated 30th March 2022.


The above consideration is not envisaged for an immediate re-investment opportunity. In view of the same, it is proposed to pay out the sale consideration as per the terms of the REIT Regulations. Accordingly, NDCF for the quarter ended June 30, 2022, includes Rs. 300 millions on account of distribution of part of such sale proceeds by way of dividend to unitholders.

Note 5: NDCF is calculated on quarterly basis and amount presented for the year ended is mathematical summation of quarterly numbers.

As per our report of even date attached:

for **Deloitte Haskins & Sells LLP**
Chartered Accountants


Firm's registration number: 117366W/W-100018


Nilesh Shah
Partner
Membership number: 49660
Place: Mumbai
Date : 25 July 2023

for and on behalf of the Board of Directors of
K Raheja Corp Investment Managers Private Limited (Formerly known as K Raheja Corp Investment Managers LLP)
(acting as Manager to the Mindspace Business Parks REIT)


Neel C. Raheja
Director
DIN: 00029010
Place: Mumbai
Date : 25 July 2023


Vinod N. Rohira
Chief Executive Officer
Place: Mumbai
Date : 25 July 2023


Preeti N. Chheda
Chief Financial Officer
Place: Mumbai
Date : 25 July 2023

90

MINDSPACE BUSINESS PARKS REIT

RN:IN/REIT/19-20/003

Condensed Consolidated Financial Statements

Disclosure pursuant to SEBI circular No. CIR/IMD/DF/146/2016

(All amounts are in Rs. million unless otherwise stated)

Additional disclosures as required by Paragraph 6 to SEBI circular No. CIR/IMD/DF/146/2016

Net Distributable Cash Flows (NDCF) pursuant to guidance under Paragraph 6 to SEBI circular No. CIR/IMD/DF/146/2016

(ii) Calculation of net distributable cash flows at each Asset SPV

For the year ended 31 March 2023 pursuant to guidance under Paragraph 6 to SEBI circular No. CIR/IMD/DF/146/2016 ⁽⁴⁾

Sr. no.	Description	Avacado	MBPPL	Horizonview	Gigaplex	KRC Infra	Intime	KRIT	Sundew	Elimination ⁽¹⁾	Total
1.	Profit after tax as per Statement of profit and loss/income and expenditure (standalone) (A)	663	1,768	(724)	(703)	224	1,082	822	1,837	-	4,967
2.	Add: Depreciation and amortisation as per Statement of profit and loss/income and expenditure	103	572	138	539	248	63	109	422	-	2,194
3.	Add/less: Loss/gain on sale of real estate assets	-	(0)	-	-	-	-	-	-	-	(0)
4.	Add: Proceeds from sale of real estate assets, liquidation of any other asset or investment (incl. cash equivalents) or any form of fund raise at the Asset SPV level adjusted for the following:	670	1,135	698	6,506	4,997	380	4,119	2,870	(10,790)	10,585
	+ debts settled or due to be settled from sale proceeds	-	-	-	-	-	-	-	-	-	-
	+ transaction costs	-	-	-	-	-	-	-	-	-	-
	+ proceeds re-invested or planned to be reinvested in accordance with the REIT Regulations	-	-	-	-	-	-	-	-	-	-
	+ any acquisition	-	-	-	-	-	-	-	-	-	-
	+ investment in any form as permitted under the REIT Regulations	-	-	-	-	-	-	-	-	-	-
	as may be deemed necessary by the Manager	-	-	-	-	-	-	-	-	-	-
5.	Add: Proceeds from sale of real estate assets not distributed pursuant to an earlier plan to re-invest, if such proceeds are not intended to be invested subsequently	-	-	-	-	-	-	-	-	-	-
6.	Add/less: Any other item of non-cash expense / non cash income (net of actual cash flows for these items), as may be deemed necessary by the Manager. ⁽²⁾	181	744	63	618	87	(38)	162	704	-	2,521
	For example, any decrease/increase in carrying amount of an asset or of a liability recognised in statement of profit and loss/income and expenditure on measurement of the asset or the liability at fair value, interest cost as per effective interest rate method, deferred tax, lease rents recognised on a straight line basis, etc.	-	-	-	-	-	-	-	-	-	-
7.	Add: Cash flow received from Asset SPV and investment entity, if any including (applicable for Holdco only, to the extent not covered above):	-	-	-	-	-	-	-	-	-	-
	+ repayment of the debt in case of investments by way of debt	-	-	-	-	-	-	-	-	-	-
	+ proceeds from buy-backs/ capital reduction	-	-	-	-	-	-	-	-	-	-
8.	Add: Interest on borrowings from Mindspace REIT	368	227	359	884	364	-	63	124	-	2,389
9.	Add/Less: Other adjustments, including but not limited to net changes in security deposits, working capital, etc., as may be deemed necessary by the Manager. ^{(3) & (5)}	(56)	(35)	29	(786)	330	13	(59)	419	-	(145)
10.	Less: Any expense in the nature of capital expenditure including capitalized interest thereon (to the parties other than Mindspace REIT), overheads, etc. ^{(5) & (8)}	(137)	(800)	(162)	(1,226)	(4,366)	(102)	(712)	(441)	-	(7,946)
11.	Less: Net debt repayment / (drawdown) / redemption of preference shares / debentures / any other such instrument / premiums / accrued interest / any other obligations / liabilities etc., to parties other than Mindspace REIT, as may be deemed necessary by the Manager ⁽⁴⁾	2,905	4,542	1,005	(4,916)	(1,523)	-	241	(2,994)	4,975	4,235



Handwritten marks at the top left of the page.

12. Less: Proceeds to shareholders other than Mindspace REIT through buyback of shares/ capital reduction/ dividend paid on preference or equity capital, buyback distribution tax if any paid on the same, and further including buyback distribution tax, if applicable on distribution to Mindspace REIT	-	-	-	-	-	(151)	(396)	(253)	-	(800)
Total Adjustments (B)	4,034	6,385	2,130	1,619	137	165	3,527	851	(5,815)	13,033
Net Distributable Cash Flows (C)=(A+B)	4,696	8,153	1,406	915	361	1,247	4,349	2,688	(5,815)	18,000

Note 1: For the purpose of eliminations, repayment of Inter SPV loans and repayment of loans to REIT (further lent to Asset SPVs) is considered.

Note 2: In case of KRIT, amount includes written down value (in SPV) of the buildings bearing nos. 7 & 8 and plant and machinery and other items attached to the buildings amounting Rs 282 million on account of demolition of the said buildings It has received concurrence from TSIC on 13 March 2023 for redevelopment.

Note 3: Borrowing from and repayment to REIT, if any within the same quarter has been adjusted under "Other Adjustments".

Note 4: As per Chapter V, clause 16(a) of Securities and Exchange Board of India (Real Estate Investment Trusts) Regulations, 2014 as amended from time to time, the entity is required to distribute not less than 90% of net distributable cash flows of the entity to Mindspace REIT in proportion of its holding in the SPV subject to applicable provisions in the Companies Act, 2013. As per distribution policy adopted by the board of directors of Mindspace REIT's Manager (K Raheja Corp Investment Managers Private Limited), any proceeds to shareholders other than Mindspace REIT is reduced to arrive at net distributable cash flows (NDCF). The above note has been prepared as per the distribution policy adopted by the board of directors of Mindspace REIT's Manager, which is forming part of the Final offer document of Mindspace REIT and does not represent amount available for declaring dividend as per section 123 of the Companies Act, 2013 read with Declaration and Payment of Dividend Rules 2014.

Note 5: In case of Gigaplex, during the year ended 31 March 2023, a total amount of Rs 298 million has been transferred from capital expenditure to other adjustments pursuant to lease commencement of fit outs.

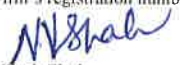
Note 6: In March 2022, Mindspace Business Parks Private Limited ("MBPPL"), one of the Asset SPVs of Mindspace Business Parks REIT concluded the sale of land admeasuring approximately 39.996 acres located at Pocharam, Hyderabad, to K. Raheja Corp Private Limited ("KRCPL") for a consideration of Rs. 1,200 Million as per the approval of the Board of Directors of MBPPL and the board of directors of the Manager and other terms and conditions as set out in the Memorandum of Understanding dated December 16, 2019 read with the extension letter dated September 1, 2021 ("MoU") and sale deed dated 30th March 2022.

The above consideration is not envisaged for an immediate re-investment opportunity. In view of the same, it is proposed to pay out the sale consideration as per the terms of the REIT Regulations. Accordingly, NDCF for the year ended March 31, 2023, includes Rs. 1,200 millions on account of distribution of such sale proceeds by way of dividend to unitholders.

Note 7, NDCF is calculated on quarterly basis and amount presented for the year ended is mathematical summation of quarterly numbers.

Note 8: In case of Gigaplex, adjusted for reimbursement for power infrastructure and any other modification to investment property as required and reimbursed by tenant.

As per our report of even date attached:
for **Deloitte Haskins & Sells LLP**
Chartered Accountants

Firm's registration number: 117366W/W-100018

Nitesh Shah
Partner
Membership number: 49660
Place: Mumbai
Date : 25 July 2023

for and on behalf of the Board of Directors of
K Raheja Corp Investment Managers Private Limited (Formerly known as K Raheja Corp Investment Managers LLP)
(acting as Manager to the Mindspace Business Parks REIT)

Neel C. Raheja
Director
DIN: 00029010
Place: Mumbai
Date : 25 July 2023


Vinod N. Rohira
Chief Executive Officer
Place: Mumbai
Date : 25 July 2023


Preeti N. Chheda
Chief Financial Officer
Place: Mumbai
Date : 25 July 2023

Handwritten mark at the bottom left of the page.

MINDSPACE BUSINESS PARKS REIT

RN:IN/REIT/19-20/003

Condensed Consolidated Financial Statements

Notes to Accounts

(All amounts in Rs. million unless otherwise stated)

1 Organisation Structure

The condensed consolidated financial statements ('Condensed Consolidated Financial Statements') comprise financial statements of Mindspace Business Parks Real Estate Investment Trust ('Mindspace Business Parks REIT/ Mindspace REIT/Trust'), its SPVs Mindspace Business Parks Private Limited ('MBPPL'), Gigaplex Estate Private Limited ('Gigaplex'), Sundew Properties Limited ('Sundew') Intime Properties Limited ('Intime'), K. Raheja IT Park (Hyderabad) Limited ('KRIT'), KRC Infrastructure and Projects Private Limited ('KRC Infra'), Horizonview Properties Private Limited ('Horizonview'), Avacado Properties and Trading (India) Private Limited ('Avacado') (individually referred to as 'Special Purpose Vehicle' or 'SPV' or "Asset SPV" and together referred to as 'Mindspace Business Parks Group'/Mindspace Group). The SPVs are companies domiciled in India.

Anbee Constructions LLP ('ACL') and Cape Trading LLP ('CTL') collectively known as (the 'Sponsors' or the 'Co-Sponsors') have set up the 'Mindspace Business Parks REIT' as an irrevocable trust, pursuant to the Trust Deed, under the provisions of the Indian Trusts Act, 1882 and the Trust has been registered with SEBI as a Real Estate Investment Trust on 18th November 2019 under Regulation 6 of the Securities and Exchange Board of India (Real Estate Investment Trusts) Regulations, 2014 having registration number RN:IN/REIT/19-20/003. The Trustee to Mindspace REIT is Axis Trustee Services Limited (the 'Trustee') and the Manager for Mindspace REIT is K Raheja Corp Investment Managers Private Limited (Formerly known as K Raheja Corp Investment Managers LLP) (the 'Investment Manager').

The objectives and principal activity of Mindspace REIT is to carry on the activity of a real estate investment trust, as permissible under the REIT Regulations, to raise funds through the REIT, to make Investments in accordance with the REIT Regulations and the Investment Strategy and to carry on the activities as may be required for operating the REIT, including incidental and ancillary matters thereto.

The units of the trust were listed on the Bombay Stock Exchange (BSE Limited) and National Stock Exchange (NSE) on 7 August 2020.

The brief activities and shareholding pattern of the SPVs are provided below:

Name of the SPV	Activities	Shareholding (in percentage) as at 30 June 23	Shareholding (in percentage) as at 31 March 2023
MBPPL	The SPV is engaged in real estate development projects such as Special Economic Zone (SEZ), Information Technology Parks and other commercial assets. The SPV has its projects in Airoli (Navi Mumbai), Pune and Pocharam (Hyderabad). The SPV is a deemed distribution licensee pursuant to which it can distribute power to the SEZ tenants within the Park. It commenced distribution of electricity in its project at Airoli, Navi Mumbai from 9 April 2015.	Mindspace Business Parks REIT : 100%	Mindspace Business Parks REIT : 100%
Gigaplex	The SPV is engaged in real estate development projects such as Special Economic Zone (SEZ), Information Technology Parks and other commercial assets. The SPV has its projects in Airoli (Navi Mumbai). The SPV is a deemed distribution licensee pursuant to which it can distribute power to the SEZ tenants within the Park. It commenced distribution of electricity in its project at Airoli, Navi Mumbai from 19 April 2016.	Mindspace Business Parks REIT : 100%	Mindspace Business Parks REIT : 100%
Sundew	The SPV is engaged in development and leasing/licensing of IT park, SEZ to different customers in Hyderabad.	Mindspace REIT : 89% Telangana State Industrial Infrastructure Corporation Limited (11%)	Mindspace REIT : 89% Telangana State Industrial Infrastructure Corporation Limited (11%)
Intime	The SPV is engaged in development and leasing/licensing of IT park to different customers in Hyderabad.	Mindspace REIT : 89% Telangana State Industrial Infrastructure Corporation Limited (11%)	Mindspace REIT : 89% Telangana State Industrial Infrastructure Corporation Limited (11%)
KRIT	The SPV is engaged in development and leasing/licensing of IT park to different customers in Hyderabad.	Mindspace REIT : 89% Telangana State Industrial Infrastructure Corporation Limited (11%)	Mindspace REIT : 89% Telangana State Industrial Infrastructure Corporation Limited (11%)



KRC Infra	The SPV is engaged in real estate development projects such as Special Economic Zone (SEZ) and Information Technology Parks. The SPV has its project in Kharadi Pune. The SPV is a deemed distribution licensee pursuant to which it can distribute power to the SEZ tenants within the Park. It commenced distribution of electricity in its project at Kharadi, Pune from 1 June 2019. The SPV is also engaged in Facility Management services.	Mindspace Business Parks REIT : 100%	Mindspace Business Parks REIT : 100%
Horizonview	The SPV is engaged in development and leasing/licensing of IT park to different customers in Chennai.	Mindspace Business Parks REIT : 100%	Mindspace Business Parks REIT : 100%
Avacado	The SPV has developed an Industrial park for the purpose of letting out to different customers in Paradigm building at Malad-Mumbai and is being maintained and operated by the SPV. The SPV also has a commercial project in Bandra Kurla Complex, Mumbai.	Mindspace Business Parks REIT : 100%	Mindspace Business Parks REIT : 100%

2 Basis of preparation

The Condensed Consolidated Financial Statements of Mindspace Business Parks REIT comprise the Condensed Consolidated Balance Sheet as at June 30, 2023, the Condensed Consolidated Statement of Profit and Loss, including other comprehensive income, the Condensed Consolidated Statement of Cash Flow for the quarter ended June 30, 2023, the Condensed Consolidated Statement of Changes in Unitholders Equity for the quarter ended June 30, 2023, the Statement of Net Distributable Cashflows of Mindspace Business Parks REIT and each of the SPVs for the quarter ended June 30, 2023, and a summary of the material accounting policies and select explanatory information and other additional financial disclosures.

The Condensed Consolidated Financial Statements have been prepared in accordance with the requirements of Securities and Exchange Board of India (Real Estate Investment Trusts) Regulations, 2014 as amended from time to time including any guidelines and circulars issued thereunder read with SEBI Circular No. CIR/IMD/DF/146/2016 dated December 29, 2016 ("the REIT regulations"); Regulation 52 and Regulation 54 of the SEBI (Listing Obligations and Disclosure Requirements) Regulations 2015 ("Listing Regulations"); Indian Accounting Standard (Ind AS) 34 "Interim Financial Reporting", as prescribed in Rule 2(1)(a) of the Companies (Indian Accounting Standards) Rules, 2015 (as amended) and other accounting principles generally accepted in India, to the extent not inconsistent with REIT regulations (refer note 19 on presentation of "Unit Capital" as "Equity" instead of compound instruments under Ind AS 32 – Financial Instruments: Presentation). The Condensed Consolidated Financial Statements were authorised for issue in accordance with the resolution passed by the Board of Directors of the Manager on July 25, 2023.

Statement of compliance to Ind AS:

These Condensed Consolidated financial statements for the quarter ended June 30, 2023 have been prepared in accordance with Indian Accounting Standard (Ind AS) 34 "Interim Financial Reporting", as prescribed in Rule 2(1)(a) of the Companies (Indian Accounting Standards) Rules, 2015 (as amended) to the extent not inconsistent with the REIT regulations as more fully described above and Note 19 to the condensed consolidated financial statements.

The accounting policies adopted and methods of computation followed are consistent with those of the previous financial year.

Basis of Consolidation

Mindspace Business Parks Group consolidates entities which it owns or controls. The Condensed Consolidated Financial Statements comprise the financial statements of Mindspace Business parks REIT and its subsidiary SPVs as disclosed in note 1. Control exists when the parent has power over the entity, is exposed, or has rights, to variable returns from its involvement with the entity and has the ability to affect those returns by using its power over the entity. Power is demonstrated through existing rights that give the ability to direct relevant activities, those which significantly affect the entity's returns. Subsidiaries are consolidated from the date control commences until the date control ceases.

The procedure for preparing Condensed Consolidated Financial Statements of Mindspace Business Parks Group are stated below:

- The financial statements of Mindspace Business Parks Group are consolidated for like items and intragroup balances and transactions for assets and liabilities, equity, income, expenses and cash flows between entities of Mindspace Business Parks Group are eliminated in full upon consolidation.
- Telangana State Industrial Infrastructure Corporation Limited, which is a shareholder in Intime, KRIT and Sundew has not agreed to exchange their equity interest in the SPVs (Intime, KRIT and Sundew), thus, Mindspace Business Parks REIT has recorded a non-controlling interests for these SPVs. The interest of non-controlling shareholders may be initially measured either at fair value or at the non-controlling interest proportionate share of the fair value of the acquiree's identifiable net assets. The choice of measurement basis is made on an acquisition-by-acquisition basis. Subsequent to acquisition, the carrying amount of non-controlling interests is the amount of those interests at initial recognition plus the non-controlling interests' share of subsequent changes in equity.
- The figures in the notes to accounts and disclosures have been Consolidated line by line and Inter-company transactions and balances including unrealised profits are eliminated in full on consolidation.
- Mindspace Business Parks Group holds 4% of the equity share capital of Stargaze Properties Private Limited, a company involved in the real estate development. Mindspace Business Parks Group is of the view that it is not able to exercise significant influence over Stargaze Properties Private Limited and hence it has not been accounted using equity method.



3 Material accounting policies

(a) Functional and presentation currency

The Condensed Consolidated Financial Statements are presented in Indian rupees, which is Mindspace Business Parks Group's functional currency and the currency of the primary economic environment in which Mindspace Business Parks Group operates. All financial information presented in Indian rupees has been rounded off to nearest million except otherwise stated.

(b) Basis of measurement

The Condensed Consolidated Financial Statements are on the historical cost basis, except for the following:

- Certain financial assets and liabilities (refer accounting policy regarding financial instrument): measured at fair values;
- Net defined benefit (asset)/ liability less present value of defined obligations: Fair value of plan assets less present value of defined benefit plan.

(c) Use of judgements and estimates

The preparation of the Condensed Consolidated Financial Statements in conformity with generally accepted accounting principles in India (Ind AS) requires management to make estimates and assumptions that affect the reported amounts of assets, liabilities, income and expenses. Actual results could differ from those estimates. Estimates and underlying assumptions are reviewed on a periodic basis. Revisions to accounting estimates are recognised in the period in which the estimates are revised and in any future periods affected.

Information about critical judgements in applying accounting policies that have the most material effect on the amounts recognised in the Condensed Consolidated Financial Statements is included in the following notes:

- * Presentation of "Unit Capital" as "Equity" in accordance with the REIT Regulations instead of compound instrument (Note 19)
- * Estimation of lease term for revenue recognition
- * Estimation of useful life of property, plant and equipment and investment property
- * Estimation of recognition of deferred tax assets, availability of future taxable profit against which tax losses carried forward can be used and income taxes.
- * Impairment and Fair valuation of Investment Property, Investment property under construction, Property, plant and equipment and Capital work-in-progress
- * Recognition and measurement of provisions for contingencies and disclosure of contingent liabilities

d) Current versus non-current classification

Mindspace Business Parks Group presents assets and liabilities in the Condensed Consolidated Balance Sheet based on current/ non-current classification:

An asset is treated as current when it is:

- Expected to be realised or intended to be sold or consumed in normal operating cycle;
- Held primarily for the purpose of trading;
- Expected to be realised within twelve months after the reporting period; or
- Cash or cash equivalent unless restricted from being exchanged or used to settle a liability for at least twelve months after the reporting period.

All other assets are classified as non-current.

A liability is current when:

- It is expected to be settled in normal operating cycle;
- It is held primarily for the purpose of trading;
- It is due to be settled within twelve months after the reporting period; or
- There is no unconditional right to defer the settlement of the liability for at least twelve months after the reporting period.

Mindspace Business Parks Group classifies all other liabilities as non-current.

Deferred tax assets and liabilities are classified as non-current assets and liabilities.

The operating cycle is the time between the acquisition of assets for processing and their realisation in cash and cash equivalents. Mindspace Business Parks Group has identified twelve months as its operating cycle.

(e) Measurement of fair values

Mindspace Business Parks Group's accounting policies and disclosures require the measurement of fair values, for both financial and non-financial assets and liabilities. Mindspace Business Parks Group has an established control framework with respect to the measurement of fair values.

They regularly review significant unobservable inputs and valuation adjustments. If third party information is used to measure fair values then the finance team assesses the evidence obtained from the third parties to support the conclusion that such valuations meet the requirements of Ind AS, including the level in the fair value hierarchy in which such valuations should be classified.

When measuring the fair value of an asset or a liability, Mindspace Business Parks Group uses observable market data as far as possible. Fair values are categorised into different levels in a fair value hierarchy based on the inputs used in the valuation techniques as follows:

- Level 1: quoted prices (unadjusted) in active markets for identical assets or liabilities that entity can access on measurement date.
- Level 2: inputs other than quoted prices included in Level 1 that are observable for the asset or liability, either directly (i.e. as prices) or indirectly (i.e. derived from prices).
- Level 3: inputs for the asset or liability that are not based on observable market data (unobservable inputs).

If the inputs used to measure the fair value of an asset or a liability fall into different levels of the fair value hierarchy, then the fair value measurement is categorised in its entirety in the same level of the fair value hierarchy as the lowest level input that is significant to the entire measurement.

3.1 Financial guarantee contracts

A financial guarantee contract is a contract that requires the issuer to make specified payments to reimburse the holder for a loss it incurs because a specified debtor fails to make payments when due in accordance with the terms of a debt instrument.

Financial guarantee contracts are measured initially at the fair value and in accordance with Ind AS 109 unless on a case to case basis elected to be accounted for financial guarantee as Insurance Contracts as specified under Ind AS 104.

3.2 Property, plant and equipment

(a) Recognition and measurement

Property, plant and equipment are stated at cost less accumulated depreciation and impairment, if any. Depreciation is charged when the assets are ready for their intended use. Purchase price or construction cost is defined as any consideration paid or fair value of any other consideration given to acquire the asset.

(b) Subsequent expenditure

Subsequent expenditure is capitalized only if it is probable that the future economic benefits associated with the expenditure will flow to Mindspace Business Parks Group. Subsequent costs are included in the asset's carrying amount or recognised as a separate asset, as appropriate, only when it is probable that future economic benefits associated with the item will flow to Mindspace Business Parks Group and the cost of the item can be measured reliably. All other repairs and maintenance are charged to the Consolidated Statement of Profit and Loss during the reporting period in which they are incurred.



(c) Depreciation

Depreciation / amortisation is provided using straight line method as per the useful life of the assets estimated by the management over the balance useful life. The estimated useful lives of the assets, which are higher than, lower than or equal to those prescribed under Schedule II of the Companies Act 2013, are listed in the table below. Depreciation on addition / deletion of property, plant and equipment made during the period is provided on pro-rata basis from / to the date of such addition / deletion.

The assets and estimated useful life are as under:

Asset group	Estimated Useful Life (in years)	
	Power assets	Other assets
Right to use - Leasehold land	Balance Lease term	-
Buildings*	75/90	-
Plant and machinery	15	15
Electrical installation*	15	15
Computers	3	3
Temporary Structure*	-	1
Office equipment*	4	4
Furniture and fixtures*	-	7
Vehicles*	-	5

* For these class of assets, based on technical assessment the management believes the useful life of the assets is appropriate which is different than those prescribed under Part C of Schedule II of the Companies Act, 2013.

(1) Based on internal assessment the management believes the residual value of all assets except Leasehold Land is estimated to be 5% of the original cost of those respective assets at SPV.

(2) Assets individually costing less than Rs 5,000 are fully written off in the year of acquisition.

(3) The estimated useful lives, residual values and depreciation method are reviewed at the end of the reporting period with the effect of any changes in the estimation accounted for on a prospective basis.

(d) De-recognition

An item of property, plant and equipment is derecognized upon disposal or when no future economic benefits are expected to arise from the continued use of the asset. Any gain or loss arising on the disposal or retirement of an item of property, plant and equipment is determined as the difference between the sales proceeds and the carrying amount of the asset and is recognized in the Condensed Consolidated Statement of Profit and Loss.

(e) Capital work in progress

Property, plant and equipment under construction is disclosed as capital work in progress which is carried at cost less any recognized impairment losses. Cost comprises of purchase price and any attributable cost such as duties, freight, borrowing costs, erection and commissioning expenses incurred in bringing the asset to its working condition for its intended use.

Advance paid and expenditure incurred on acquisition / construction of property, plant and equipment which are not ready for their intended use at each balance sheet date are disclosed under other non current assets as advances on capital account and capital work-in-progress respectively.

3.3 Intangible assets

(a) Recognition and measurement

An intangible asset is an identifiable non-monetary asset without physical substance. Intangible assets with finite useful lives that are acquired separately are initially measured at its cost and then carried at the cost less accumulated amortisation and impairment, if any. The estimated useful life and amortisation method are reviewed at the end of each reporting period, with the effect of any changes in estimate being accounted for on a prospective basis. Intangible assets with indefinite useful lives that are acquired separately are carried at cost less impairment, if any.

(b) Subsequent expenditure

Subsequent expenditure is capitalised only when it increases the future economic benefits embodied in the specific asset to which it relates. All other expenditure, including expenditure on internally generated goodwill and brands, is recognised in the Condensed Consolidated Statement of Profit and Loss as incurred.

(c) Amortisation

Amortisation is calculated over the cost of the asset, or other amount substituted for cost, less its residual value. Amortisation is recognised in the Condensed Consolidated Statement of Profit and Loss on a straight line method over the estimated useful lives of intangible assets, from the date that they are available for use.

Asset group	Estimated Useful Life (in years)
	Other assets
Computer Softwares	3
Trademarks	10

The estimated useful life and amortisation method are reviewed at the end of each reporting period, with the effect of any changes in estimate being accounted for on a prospective basis.

(d) De-recognition

An intangible asset is derecognised on disposal, or when no future economic benefits are expected from use or disposal, gains or losses arising from derecognition of an intangible asset, measured as the difference between the net disposal proceeds and the carrying amount of the asset, are recognised in the Consolidated Statement of Profit and Loss when the asset is derecognised.



Handwritten initials or mark in the bottom left corner.

3.4 Investment property

(a) Recognition and measurement

Properties including land, building and other assets, which are held either for long-term rental yield or for capital appreciation or for both, and which are not occupied substantially by Mindspace Business Parks Group are classified as investment property.

Investment properties are initially recognised at cost, including related transaction costs. Subsequent to initial recognition, investment properties are measured in accordance with the requirement of Ind AS 16's requirements for cost model i.e. Cost less depreciation less impairment losses, if any. Depreciation is charged when the investment property is ready for its intended use. Cost comprises of direct expenses like land cost, site labour cost, material used for project construction, project management consultancy, costs for moving the plant and machinery to the site and general expenses incurred specifically for the respective project like insurance, design and technical assistance, and construction overheads are allocated on a reasonable basis to the cost of the project.

Plant and machinery, furniture and fixtures, office equipment and electrical equipments which are physically attached to the commercial buildings are considered as part of investment property.

Acquisitions and disposals are accounted for at the date of completion of acquisitions and disposals.

(b) Subsequent expenditure

Subsequent expenditure is capitalised to the asset's carrying amount only when it is probable that future economic benefits associated with the expenditure will flow to Mindspace Business Parks Group and the cost of the item can be measured reliably. All other repairs and maintenance costs are expensed when incurred.

(c) Depreciation

Depreciation / amortisation is provided using straight line method as per the useful life of the assets estimated by the management over the balance useful life. The estimated useful lives of the assets, which are higher than, lower than or equal to those prescribed under Schedule II of the Companies Act 2013 and listed in the table below. Depreciation on addition / deletion of investment property made during the period is provided on pro-rata basis from / to the date of such addition / deletion.

Asset group	Estimated Useful Life (in years)
Right to use - Leasehold land	Balance Lease term
Buildings*	75/90
Infrastructure and development	15
Roadwork*	15
Broadwalk, vantage café etc.*	50
Plant and machinery	15
Office equipment*	4
Furniture and fixtures*	7
Electrical installation*	15

* For these class of assets, based on technical assessment the management believes the useful life of the assets is appropriate which is different than those prescribed under Part C of Schedule II of the Companies Act, 2013.

(1) Based on internal assessment the management believes the residual value of all assets except Leasehold Land is estimated to be 5% of the original cost of those respective assets at SPV.

(2) Assets individually costing less than Rs 5,000 are fully written off in the year of acquisition.

(3) The estimated useful lives, residual values and depreciation method are reviewed at the end of the reporting period with the effect of any changes in the estimation accounted for on a prospective basis.

(d) Fair Value

Fair value of investment property is based on a valuation by an independent valuer who holds a recognised and relevant professional qualification and has recent experience in the location and category of the investment property being valued. The fair value of investment property is disclosed in the Statement of Net assets at Fair Value.

(e) De-recognition

An investment property is derecognized upon disposal or when the investment property is permanently withdrawn from use and no future economic benefits are expected from the disposal. Any gain or loss arising on de-recognition of the property (calculated as the difference between the net disposal proceeds and the carrying amount of the asset) is included in the Condensed Consolidated Statement of Profit and Loss in the period in which the property is de-recognised.

(f) Investment properties under construction

Property that is being constructed for future use as investment property is accounted for as investment property under construction until assets are ready for their intended use.

Direct expenses like land cost, site labour cost, material used for project construction, project management consultancy, costs for moving the plant and machinery to the site and general expenses incurred specifically for the respective project like insurance, design and technical assistance, and construction overheads are taken as the cost of the project.

Investment properties under construction represent the cost incurred in respect of areas under construction of the real estate development projects less impairment losses, if any.

Advance paid for acquisition of investment property which are not ready for their intended use at each balance sheet date are disclosed under other non current assets as capital advance.

3.5 Impairment of assets

Mindspace Business Parks Group assesses at each balance sheet date, whether there is any indication that an asset may be impaired. If any such indication exists, Mindspace Business Parks Group estimates the recoverable amount of the asset. The recoverable amount of the assets (or where applicable that of the cash generating unit to which the asset belongs) is estimated as the higher of its fair value less cost of disposal and its value in use. Value in use is the present value of estimated future cash flows expected to arise from the continuing use of the assets and from its disposal at the end of its useful life. An impairment loss is recognised whenever the carrying amount of an asset or the cash-generating unit to which it belongs, exceeds its recoverable amount. Impairment loss is recognised in the Consolidated Statement of Profit and Loss.

When an impairment loss subsequently reverses, the carrying amount of the asset (or a cash-generating unit) is increased to the revised estimate of its recoverable amount, so that the increased carrying amount does not exceed the carrying amount that would have been determined had no impairment loss been recognised for the asset (or cash-generating unit) in prior years. A reversal of an impairment loss is recognised immediately in the Consolidated Statement of Profit and Loss.



- 3.6 Borrowing costs**
 Borrowing costs that are attributable to the acquisition, construction or production of qualifying assets are treated as direct cost and are considered as part of cost of such assets. Borrowing costs consist of interest and other costs that an entity incurs in connection with the borrowing of funds. Investment income earned on the temporary investment of specific borrowings pending their expenditure on qualifying assets is deducted from the borrowing costs eligible for capitalisation. A qualifying asset is an asset that necessarily requires a substantial period of time to get ready for its intended use or sale.
 Capitalisation rate used to determine the amount of borrowing costs to be capitalised is the weighted average interest rate applicable to the general borrowings.
 Capitalisation of borrowing costs is suspended during the extended period in which active development is interrupted. Capitalisation of borrowing costs is ceased when substantially all the activities necessary to prepare the qualifying asset for its intended use or sale are complete.
 All other borrowing costs are recognised as an expense in the period in which they are incurred.
 Borrowing cost incurred by the SPVs on inter-company loans is continued to be capitalised only to the extent Mindspace Group has incurred external borrowing cost.
- 3.7 Inventories**
- (a) **Measurement of inventory**
 Inventories comprise of building material and components. Contractual work in progress, in respect of third party customers, is classified as work in progress. Mindspace Business Parks Group measures its inventories at the lower of cost and net realisable value.
- (b) **Cost of inventories**
 The cost of inventories of building material and components and work in progress comprise all costs of purchase and other costs incurred in bringing the inventories to their present location and condition. Cost is determined on moving weighted average basis.
- (c) **Net realisable value**
 Net realisable value is the estimated selling price in the ordinary course of business, less estimated costs of completion and estimated costs necessary to make the sale.
- 3.8 Revenue recognition**
- (a) **Facility rentals**
 Revenue from property leased out under an operating lease is recognised over the lease term on a straight line basis, except where there is an uncertainty of ultimate collection.
- (b) **Revenue from works contractual services**
 Revenue from contracts with customers is recognised when a performance obligation is satisfied by transfer of promised goods or services to a customer in accordance with the agreement with the customer. For works contract arrangement, the performance obligation gets satisfied over time, and therefore, the revenue recognition is done by measuring the progress towards complete satisfaction of performance obligation from time to time as per the agreement with the customer. The progress is measured in terms of a proportion of actual cost incurred to-date, to the total estimated cost attributable to the performance obligation. The revenue is recognised to the extent of transaction price allocated to the performance obligation satisfied. Transaction price is the amount of consideration to which the Company expects to be entitled in exchange for transferring goods or services to a customer excluding amounts collected on behalf of a third party.
- (c) **Maintenance services**
 Maintenance income is recognised over a period of time for services rendered to the customers.
- (d) **Revenue from power supply**
 Revenue from power supply is accounted for on the basis of billings to consumers and includes unbilled revenues accrued up to the end of the accounting year. Mindspace Business Parks Group determines surplus/deficit i.e. excess/ shortfall of aggregate gain over return on equity entitlement for the period in respect of its operations based on the principles laid down under the respective Tariff Regulations as notified by Maharashtra Electricity Regulatory Commission (MERC), on the basis of the tariff order issued by it. In respect of such surplus/deficit, appropriate adjustments as stipulated under the regulations are made during the period. Further, any adjustments that may arise on annual performance review by the MERC under the tariff regulations is made after the completion of such review.
- (e) **Revenue from sale of goods**
 Revenue towards satisfaction of a performance obligation is measured at the amount of transaction price (net of variable consideration) allocated to that performance obligation. The transaction price of goods sold is net of variable consideration on account of various discounts offered by the Company as part of the contract. Revenue from the sale of goods is recognised when the Group performs its obligations to its customers and the amount of revenue can be measured reliably and recovery of the consideration is probable. The timing of such recognition in case of sale of goods is when the control over the same is transferred to the customer.
- (f) **Finance Lease**
 For assets let out under finance lease, Mindspace Business Parks Group recognises a receivable at an amount equal to the net investment in the lease. Rentals received are accounted for as repayment of principal and finance income. Minimum lease payments receivable on finance leases are apportioned between the finance income and the reduction of the outstanding receivable. The finance income allocated to each period during the lease term so as to produce a constant periodic rate of interest on the remaining net investment in the finance lease.
 Contingent rents are recorded as income in the periods in which they are earned.
- (g) **Sale of surplus construction material and scrap**
 Revenue from sale of surplus construction material and scrap is recognised when control of the goods are transferred to the customer at an amount that reflects the consideration to which the Group expects to be entitled in exchange for those goods net of the expected removal cost.
- 3.9 Recognition of dividend income, interest income :**
- (i) Dividend income is recognised in profit or loss on the date on which Mindspace REIT group has right to receive payment is established.
 (ii) Interest income is recognised on time proportion basis, by reference to the principal outstanding and the effective interest rate applicable.
 (iii) Delayed payment charges and interest on delayed payments are recognised, on time proportion basis, except when there is uncertainty of ultimate collection.
- 3.10 Tax expense**
 Income tax expense comprises current tax and deferred tax charge or credit. It is recognised in the Statement of Profit and Loss except to the extent that it relates to an item recognised directly in equity or in other comprehensive income in which case, the current and deferred tax are also recognised in equity and other comprehensive income respectively.
- (a) **Current tax**
 Current tax comprises the expected tax payable or receivable on the taxable income or loss for the year and any adjustment to the tax payable or receivable in respect of previous years. The amount of current tax reflects the best estimate of the tax amount expected to be paid or received after considering the uncertainty, if any, related to income taxes. It is measured using tax rates (and tax laws) enacted or substantively enacted by end of reporting period.



Handwritten initials or mark.

(b) Deferred tax

Deferred tax asset/liability is recognised on temporary differences between the carrying amounts of assets and liabilities in the Consolidated Financial Statements and the corresponding tax bases used in the computation of taxable profit. Deferred tax assets and liabilities are measured that are expected to apply to the period when the asset is realised or the liability is settled, using the tax rates and tax laws that have been enacted or substantively enacted by the end of reporting period. The measurement of deferred tax liabilities and assets reflects the tax consequences that would follow from the manner in which Mindspace Business Parks Group expects, at the end of the reporting period, to recover or settle the carrying amount of its assets and liabilities.

Deferred tax is not recognised for:

- Temporary differences arising on the initial recognition of assets and liabilities in a transaction that is not a business combination and that affects neither accounting nor taxable profit or loss at the time of the transaction; and
- Temporary differences related to investments in subsidiaries, associates, and joint arrangements to the extent that Mindspace Business Park Group is able to control the timing of the reversal of the temporary differences and it is probable that they will not reverse in the foreseeable future;

Deferred tax liabilities are generally recognised for all taxable temporary differences. Deferred tax assets are generally recognised for all deductible temporary differences to the extent that it is probable that taxable profits will be available against which those deductible temporary differences can be utilized. Such deferred tax assets and liabilities are not recognised if the temporary difference arises from the initial recognition (other than in a business combination) of assets and liabilities in a transaction that affects neither the taxable profit nor the accounting profit.

The carrying amount of deferred tax assets are reviewed at the end of each reporting period and reduced to the extent that it is no longer probable that sufficient taxable profits will be available to allow all or part of the asset to be recovered.

Deferred tax assets and liabilities are offset if there is a legally enforceable right to offset current tax liabilities, and they relate to income taxes levied by the same tax authority on the same taxable entity, or on different tax entities, but they intend to settle current tax liabilities and assets on a net basis or their tax assets and liabilities will be realised simultaneously.

For operations carried out under tax holiday period (801A benefits of Income Tax Act, 1961), deferred tax assets or liabilities, if any, have been established for the tax consequences of those temporary differences between the carrying values of assets and liabilities and their respective tax bases that reverse after the tax holiday ends.

In the situations where one or more units of the Group are entitled to a tax holiday under the tax law, no deferred tax (asset or liability) is recognized in respect of temporary differences which reverse during the tax holiday period, to the extent the concerned unit's gross total income is subject to the deduction during the tax holiday period. Deferred tax in respect of temporary differences which reverse after the tax holiday period is recognized in the year in which the temporary differences originate. However, the Group restricts recognition of deferred tax assets to the extent it is probable that sufficient future taxable income will be available against which such deferred tax assets can be realized. For recognition of deferred taxes, the temporary differences which originate first are considered to reverse first.

(c) Minimum Alternate Tax (MAT)

MAT credit entitlement is recognized as an asset only when and to the extent there is convincing evidence that normal income tax will be paid during the specified period. In the year in which MAT credit becomes eligible to be recognized as an asset, the said asset is created by way of a credit to the Consolidated Statement of Profit and Loss and shown as MAT credit entitlement under deferred tax assets. This is reviewed at each balance sheet date and the carrying amount of MAT credit entitlement is written down to the extent it is not reasonably certain that normal income tax will be paid during the specified period.

3.11 Earnings per unit (EPU):

The basic earnings per unit is computed by dividing the net profit/ (loss) attributable to the unit holders of Mindspace REIT by the weighted average number of units outstanding during the reporting period. The number of units used in computing diluted earnings/ (loss) per unit comprises the weighted average units considered for deriving basic earnings/ (loss) per unit and also the weighted average number of units which could have been issued on the conversion of all dilutive potential units.

Dilutive potential units are deemed converted as of the beginning of the reporting date, unless they have been issued at a later date. In computing diluted earnings per unit, only potential equity units that are dilutive and which either reduces earnings per unit or increase loss per units are included.

3.12 Provisions, contingent liabilities and contingent assets

Provisions are recognised when Mindspace Business Parks Group has a present legal or constructive obligation as a result of a past event, it is probable that Mindspace Business Parks Group will be required to settle the obligation, and a reliable estimate can be made of the amount of the obligation.

The amount recognised as a provision is the best estimate of the consideration net of recoveries if any, required to settle the present obligation at the end of the reporting period, taking into account the risks and uncertainties surrounding the obligation. Provisions are determined by discounting the expected future cash flows at a pre-tax rate that reflects current market assessments of the time value of money and the risks specific to the liability. The unwinding of the discount is recognised as finance cost.

Contingent liabilities are disclosed when there is a possible obligation or a present obligation that may, but will probably not, require an outflow of resources. When there is a possible obligation of a present obligation in respect of which the likelihood of outflow of resources is remote, no provision or disclosure is made.

A contingent asset is disclosed when there would be a possible asset that arises from past events and whose existence will be confirmed only by the occurrence or non-occurrence of one or more uncertain future events not wholly within the control of Mindspace Business Parks Group.

Provisions, Contingent Liabilities and Contingent Assets are reviewed at each Balance Sheet date and adjusted to reflect the current best estimates.

3.13 Foreign currency transactions and translations

Transactions denominated in foreign currency are recorded at the exchange rate prevailing on the date of transactions. Exchange differences arising on foreign exchange transactions settled during the year are recognised in the Consolidated Statement of Profit and Loss of the period.

Monetary assets and liabilities denominated in foreign currency, which are outstanding as at the period-end and not covered by forward contracts, are translated at the period-end at the closing exchange rate and the resultant exchange differences are recognised in the Condensed Consolidated Statement of Profit and Loss. Non-monetary foreign currency items are carried at cost.



AA

3.14 Leases

As a Lessor

Mindspace Business Parks Group enters into lease agreements as a lessor with respect to some of its investment properties.

Leases for which Mindspace Business Parks Group is a lessor is classified as finance or operating leases. Whenever the terms of the lease transfer substantially all the risks and rewards of ownership to the lessee, the contract is classified as a finance lease. All other leases are classified as operating leases.

When Mindspace Business Parks Group is an intermediate lessor, it accounts for the head lease and the sublease as two separate contracts. The sublease is classified as a finance or operating lease by reference to the right-of-use asset arising from the head lease.

Rental income from operating leases is recognised on a straight-line basis over the term of the relevant lease and presented as unbilled revenue in other financial assets. Initial direct costs such as brokerage expenses incurred specifically to earn revenues from an operating lease are capitalised to the carrying amount of leased asset and recognised over the lease term on the same basis as rental income.

Amounts due from lessees under finance leases are recognised as receivables at the amount of Mindspace Business Parks Group's net investment in the leases. Finance lease income is allocated to reporting periods so as to reflect a constant periodic rate of return on Mindspace Business Parks Group's net investment outstanding in respect of the leases.

As a Lessee

Mindspace Business Parks Group assesses whether a contract is or contains a lease, at inception of a contract. Mindspace Business Parks Group recognises a right-of-use asset and a corresponding lease liability with respect to all lease agreements in which it is the lessee, except for short-term leases (defined as leases with a lease term of 12 months or less) and leases of low value assets. For these leases, Mindspace Business Parks Group recognises the lease payments as an operating expense on a straight-line basis over the term of the lease unless another systematic basis is more representative of the time pattern in which economic benefits from the leased asset are consumed.

The lease liability is initially measured at the present value of the lease payments that are not paid at the commencement date, discounted by using the rate implicit in the lease. If this rate cannot be readily determined, Mindspace Business Parks Group uses its incremental borrowing rate.

Lease payments included in the measurement of the lease liability comprise:

- fixed lease payments (including in-substance fixed payments), less any lease incentives;
- variable lease payments that depend on an index or rate, initially measured using the index or rate at the commencement date;
- the amount expected to be payable by the lessee under residual value guarantees;
- payments of penalties for terminating the lease, if the lease term reflects the exercise of an option to terminate the lease.

The lease liability is presented separately as part of Financial Liabilities in the Condensed Consolidated balance sheet. The lease liability is subsequently measured by increasing the carrying amount to reflect interest on the lease liability (using the effective interest method) and by reducing the carrying amount to reflect the lease payments made.

Mindspace Business Parks Group remeasures the lease liability (and makes a corresponding adjustment to the related right-of-use asset) whenever

- the lease term has changed or there is a change in the assessment of exercise of a purchase option, in which case the lease liability is remeasured by discounting the revised lease payments using a revised discount rate,
- the lease payments change due to changes in an index or rate or a change in expected payment under a guaranteed residual value, in which cases the lease liability is measured by discounting the revised lease payments using the initial discount rate (unless the lease payments change is due to a change in a floating interest rate, in which case a revised discount rate is used),
- a lease contract is modified and the lease modification is not accounted for as a separate lease, in which case the lease liability is remeasured by discounting the revised lease payments using a revised discount rate.

The right-of-use assets comprise the initial measurement of the corresponding lease liability, lease payments made at or before the commencement day and any initial direct costs. They are subsequently measured at cost less accumulated depreciation and impairment losses.

Whenever Mindspace Business Parks Group incurs an obligation for costs to dismantle and remove a leased asset, restore the site on which it is located or restore the underlying asset to the condition required by the terms and conditions of the lease, a provision is recognised and measured under Ind AS 37 'Provisions, Contingent Liabilities and Contingent Assets'. The costs are included in the related right-of-use asset, unless those costs are incurred to produce inventories.

Right-of-use assets are depreciated over the shorter period of lease term and useful life of the underlying asset.

Mindspace Business Parks Group applies Ind AS 36 Impairment of Assets to determine whether a right-of-use asset is impaired and accounts for any identified impairment loss as described in Note 3.5.

Variable rents that do not depend on an index or rate are not included in the measurement the lease liability and the right-of-use asset. The related payments are recognised as an expense in the period in which the event or condition that triggers those payments occurs and are included in the line "other expenses" in the Condensed Consolidated Statement of Profit and Loss.

3.15 Financial instruments

1 Initial recognition and measurement

Financial assets and/or financial liabilities are recognised when Mindspace Business Parks Group becomes party to a contract embodying the related financial instruments. All financial assets/ financial liabilities are initially measured at fair value, plus in case of financial assets/ financial liabilities not recorded at fair value through profit or loss (FVTPL), transaction costs that are attributable to the acquisition or issue of financial assets/ financial liabilities are added to or deducted, as the case may be, from the fair value of such assets or liabilities. Transaction costs directly attributable to the acquisition of financial assets or financial liabilities at fair value through profit or loss are recognised immediately in the Statement of Profit and Loss. Trade receivables that do not contain a significant financing component are measured at transaction price.

2 Financial assets:

(a) Classification of financial assets:

- Mindspace Business Parks Group classifies its financial assets in the following measurement categories:
 - those to be measured subsequently at fair value (either through other comprehensive income, or through the Consolidated Statement of Profit and Loss), and
 - those measured at amortised cost.
- The classification is done depending upon Mindspace Business Parks Group's business model for managing the financial assets and the contractual terms of the cash
- For investments in debt instruments, this will depend on the business model in which the investment is held.
- Mindspace Business Parks Group reclassifies debt investments when and only when its business model for managing those assets changes.



(b) Subsequent Measurement

(i) Debt instruments:

Subsequent measurement of debt instruments depends on Mindspace Business Parks Group's business model for managing the asset and the cash flow characteristics of the asset. There are three measurement categories into which Mindspace Business Parks Group classifies its debt instruments:

Financial assets at amortised cost

Financial assets are subsequently measured at amortised cost if these financial assets are held within a business whose objective is to hold these assets in order to collect contractual cash flows and the contractual terms of the financial asset give rise on specified dates to cash flows that are solely payments of principal and interest on the principal amount outstanding.

Financial assets at fair value through other comprehensive income (FVTOCI)

Financial assets are subsequently measured at fair value through other comprehensive income if these financial assets are held within a business whose objective is achieved by both collecting contractual cash flows that give rise on specified dates to solely payments of principal and interest on the principal amount outstanding and by selling financial assets.

Financial assets at fair value through the Consolidated Statement of Profit and Loss (FVTPL)

Financial assets are subsequently measured at fair value through the Condensed Consolidated Statement of Profit and Loss unless it is measured at amortised cost or fair value through other comprehensive income on initial recognition. The transaction costs directly attributable to the acquisition of financial assets and liabilities at fair value through profit or loss are immediately recognised in the Condensed Consolidated Statement of Profit and Loss.

(ii) Equity instruments:

Mindspace Business Parks Group subsequently measures all equity investments at fair value. There are two measurement categories into which Mindspace Business Parks Group classifies its equity instruments:

Investments in equity instruments at FVTPL:

Investments in equity instruments are classified as at FVTPL, unless Mindspace Business Parks Group irrevocably elects on initial recognition to present subsequent changes in fair value in other comprehensive income for equity instruments which are not held for trading.

Investments in equity instruments at FVTOCI:

On initial recognition, Mindspace Business Parks Group can make an irrevocable election (on an instrument-by-instrument basis) to present the subsequent changes in fair value in other comprehensive income. This election is not permitted if the equity investment is held for trading. These elected investments are initially measured at fair value plus transaction costs. Subsequently, they are measured at fair value with gains and losses arising from changes in fair value recognised in other comprehensive income and accumulated in the reserve for 'equity instruments through other comprehensive income'. The cumulative gain or loss is not reclassified to Consolidated Statement of Profit and Loss on disposal of the investments, but is transferred to retained earnings.

(c) Impairment of financial assets:

Mindspace Business Parks Group applies the expected credit loss model for recognising impairment loss on financial assets measured at amortised cost, lease receivables, trade receivables, other contractual rights to receive cash or other financial asset. For trade receivables, Mindspace Business Parks Group measures the loss allowance at an amount equal to lifetime expected credit losses. Further, for the purpose of measuring lifetime expected credit loss allowance for trade receivables, Mindspace Business Parks Group has used a practical expedient as permitted under Ind AS 109. This expected credit loss allowance is computed based on a provision matrix which takes into account historical credit loss experience and adjusted for forward-looking information.

(d) Derecognition of financial assets:

A financial asset is primarily derecognised when:

(i) the right to receive cash flows from the asset has expired, or

(ii) Mindspace Business Parks Group has transferred its rights to receive cash flows from the asset; and

Mindspace Business Parks Group has transferred substantially all the risks and rewards of the asset, or

Mindspace Business Parks Group has neither transferred nor retained substantially all the risks and rewards of the asset, but has transferred control of the asset.

On derecognition of a financial asset in its entirety (other than investments in equity instruments at FVOCI), the differences between the carrying amounts measured at the date of derecognition and the consideration received is recognised in Consolidated Statement of Profit and Loss. Any interest in transferred financial assets that is created or retained by the SPV is recognised as a separate asset or liability.

3 Financial liabilities and equity instruments

(a) Classification as debt or equity

Financial liabilities and equity instruments issued by Mindspace Business Parks Group are classified according to the substance of the contractual arrangements entered into and the definitions of a financial liability and an equity instrument.

(b) Equity instruments

An equity instrument is any contract that evidences a residual interest in the assets of Mindspace Business Parks Group after deducting all of its liabilities. Equity instruments are recorded at the proceeds received, net of direct issue costs.

Repurchase of Mindspace Business Parks Group's own equity instrument is recognised and deducted directly in equity. No gain or loss is recognised in the Consolidated Statement of Profit and Loss on the purchase, sale, issue or cancellation of Mindspace Business Parks Group's own equity instruments.

(c) Compound financial instruments

The component parts of compound financial instruments issued by Mindspace Business Parks Group are classified separately as financial liabilities and equity in accordance with the substance of the contractual arrangements and the definitions of a financial liability and an equity instrument. A conversion option that will be settled by the exchange of a fixed amount of cash or another financial asset for a fixed number of Mindspace Business Parks Group's own equity instruments is an equity instrument.

At the date of issue, the fair value of the liability component is estimated using the prevailing market interest rate for similar non-convertible instruments. This amount is recorded as a liability on an amortised cost basis using the effective interest method until extinguished upon conversion or at the instrument's maturity date.

The conversion option classified as equity is determined by deducting the amount of the liability component from the fair value of the compound instrument as a whole. This is recognised and included in equity, net of income tax effects, and is not subsequently remeasured.

Transaction costs that relate to the issue of the convertible instruments are allocated to the liability and equity components in proportion to the allocation of the gross proceeds. Transaction costs relating to the equity component are recognised directly in equity. Transaction costs relating to the liability component are included in the carrying amount of the liability component and are amortised over the lives of the convertible instrument using the effective interest method.



(d) Financial Liabilities

• **Recognition, measurement and classification**

Financial liabilities are classified as either held at a) fair value through the Consolidated Statement of Profit and Loss, or b) at amortised cost. Management determines the classification of its financial liabilities at the time of initial recognition or, where applicable, at the time of reclassification.

Mindspace Business Parks Group's financial liabilities include trade and other payables, loans and borrowings and derivative financial instruments. Subsequent measurement of financial liabilities depends on their classification as fair value through the Consolidated Statement of Profit and Loss or at amortized cost. All changes in fair value of financial liabilities classified as FVTPL are recognized in the Consolidated Statement of Profit and Loss. Amortised cost category is applicable to loans and borrowings, trade and other payables. After initial recognition the financial liabilities are measured at amortised cost using the Effective Interest Rate method.

• **Derecognition**

A financial liability is derecognized when the obligation under the liability is discharged or cancelled or expires. Gains and losses are recognized in the Condensed Consolidated Statement of Profit and Loss when the liabilities are derecognized.

4 Offsetting of financial instruments

Financial assets and financial liabilities are offset and presented on net basis in the Balance Sheet when there is a currently enforceable legal right to offset the recognised amounts and there is an intention either to settle on a net basis or to realise the assets and settle the liabilities simultaneously.

3.16 Cash and cash equivalents

Cash and cash equivalents comprises of cash at banks and on hand, demand deposits, other short-term, highly liquid investments with original maturities of three months or less that are readily convertible to known amounts of cash and which are subject to an insignificant risk of changes in value.

3.17 Statement of Cash flow

Cash flow is reported using the indirect method, whereby net profit before tax is adjusted for the effects of transactions of a non-cash nature and any deferrals or accruals of past or future cash receipts or payments. The cash flows from operating, investing and financing activities of Mindspace Business Parks Group are segregated.

For the purpose of the Condensed Consolidated Statement of Cash Flow, cash and cash equivalents consist of cash and short-term deposits, as defined above, net of outstanding bank overdrafts as they are considered an integral part of Mindspace Business Parks Group's cash management.

As per para 8 of Ind AS 7 "where bank overdrafts which are repayable on demand form an integral part of an entity's cash management, bank overdrafts are included as a component of cash and cash equivalents. Bank overdraft, in the Condensed Consolidated Balance Sheet, is included as 'borrowings' under Financial Liabilities.

3.18 Employee benefits plan

Disclosure pursuant to Ind AS – 19 'Employee benefits'

(1) Short term employee benefits

All employee benefits payable wholly within twelve months of rendering the service are classified as short-term employee benefits such as salaries, wages, etc. and are recognised in the period in which the employee rendered the related services. The undiscounted amount of short-term employee benefits expected to be paid in exchange for the services rendered by employees is recognised as an expense during the period.

(2) Long term employee benefits

Defined contribution plans

Contributions to defined contribution schemes such as provident fund are charged as an expense based on the amount of contribution required to be made as and when services are rendered by the employees. Mindspace Business Parks Group's provident fund contribution, in respect of certain employees, is made to a government administered fund and charged as an expense. The above benefits are classified as defined contribution schemes as Mindspace Business Parks Group has no further defined obligations beyond the monthly contributions.

Defined benefit plan

Mindspace Business Parks Group's gratuity benefit scheme is a defined benefit plan. Mindspace Business Parks Group has determined the gratuity liability based on internal calculation based on the number of years completed and last drawn basic salary as mentioned in the Payment of Gratuity Act, 1972. The liability or asset recognised in the balance sheet in respect of defined benefit gratuity plans is the present value of the defined benefit obligation at the end of the reporting period less the fair value of plan assets, if any. The defined benefit obligation is calculated annually by actuaries / SPVs using the projected unit credit method.

The present value of the defined benefit obligation denominated in INR is determined by discounting the estimated future cash outflows by reference to market yields at the end of the reporting period on government bonds that have terms approximating to the terms of the related obligation. The net interest cost is calculated by applying the discount rate to the net balance of the defined benefit obligation and the fair value of plan assets. This cost is included in employee benefit expense in the Condensed Consolidated Statement of Profit and Loss.

Other long term employee benefits - Compensated absences

Benefits under compensated absences are accounted as other long-term employee benefits. Mindspace Business Parks Group has determined the liability for compensated absences based on internal calculation which is determined on the basis of leave credited to employee's account and the last drawn salary. Mindspace Business Parks Group's net obligation in respect of compensated absences is the amount of benefit to be settled in future, that employees have earned in return for their service in the current and previous years. The benefit is discounted to determine its present value. The obligation is measured on the basis of an actuarial valuation / by SPVs using the projected unit credit method. Remeasurement is recognised in the Consolidated Statement of Profit and Loss in the period in which they arise. Compensated absences which are not expected to occur within twelve months after the end of the period in which the employee renders the related services are recognised as a liability.

3.19 Earnings before finance costs, depreciation and amortisation, regulatory income / expense, exceptional items and tax

Mindspace Business Parks Group has elected to present earnings before interest, depreciation and amortisation, regulatory income / expense, exceptional items and tax as a separate line item on the face of the Condensed Consolidated Statement of Profit and Loss. Mindspace Business Parks Group measures earnings before interest, depreciation and amortisation, regulatory income / expense, exceptional items and tax on the basis of profit/ (loss) from continuing operations.

3.20 Subsequent events

The Condensed Consolidated Financial Statements are adjusted to reflect events that occur after the reporting date but before the Condensed Consolidated Financial Statements are issued. The Consolidated Financial Statements have their own date of authorisation, which differs from that of the financial statements of the entities which are part of Mindspace REIT group. Therefore, when preparing the Condensed Consolidated Financial Statements, management considers events up to the date of authorisation of these financial statements.



Handwritten initials or signature.

3.21 Errors and estimates

Mindspace Business Parks Group revises its accounting policies if the change is required due to a change in Ind AS or if the change will provide more relevant and reliable information to the users of the Condensed Consolidated financial statement. Changes in accounting policies are applied retrospectively.

A change in an accounting estimate that results in changes in the carrying amounts of recognised assets or liabilities or to profit or loss is applied prospectively in the period(s) of change.

Discovery of errors results in revisions retrospectively by restating the comparative amounts of assets, liabilities and equity of the earliest prior period in which the error is discovered. The opening balances of the earliest period presented are also restated.

3.22 Non-current assets held for sale

Non-current assets are classified as held for sale if it is highly probable that they will be recovered primarily through sale rather than through continuing use. Such assets are generally measured at the lower of their carrying amount and fair value less costs to sell. Losses on initial classification as held for sale and subsequent gains and losses on re-measurement are recognised in the Consolidated Statement of Profit and Loss.

Once classified as held-for-sale, intangible assets, property, plant and equipment and investment properties are no longer amortised or depreciated, and any equity-accounted investee is no longer equity accounted.

3.23 Segment Information

Primary segment information

The primary reportable segment is business segments.

Business segment

The Mindspace Group is organised into the two operating divisions - 'real estate' and 'power distribution', which are determined based on the internal organisation and management structure of the Mindspace Group and its system of internal financial reporting and the nature of its risks and its returns. The Board of directors of the manager has been identified as the chief operating decision maker (CODM). CODM evaluates the Mindspace Group's performance, allocates resources based on analysis of various performance indicators of the Group as disclosed below.

Real estate segment

Real estate comprises development and management of projects under Special Economic Zone (SEZ), Information Technology Parks and other commercial assets. The Group has its project/properties in Mumbai Region, Hyderabad, Pune and Chennai for development and management of commercial SEZ, IT parks and commercial assets including incidental activities.

Power distribution

The state power regulator has taken on record the SEZ developer MBPPL, Gigaplex, Sundew and KRC Infra as Deemed Distribution Licensee for Power. The approved SPVs being Deemed Distributor, supplies power to customers within the notified SEZ.

Secondary segment information

Mindspace Business Parks Group's operations are based in India and therefore Mindspace Business Parks Group has only one geographical segment - India

3.24 Non-controlling interests

Non-controlling interests represent the share of reserves and capital attributable to the shareholders of the SPVs who have not agreed to exchange their shares in the SPVs for units of Mindspace REIT and will not become the unitholders of Mindspace REIT. Below is the list of shareholders of the SPVs for whom non-controlling interest has been recognised. Non-controlling interests in the results and equity of subsidiaries are shown separately in the Condensed Consolidated Statement of Profit and Loss, Condensed Consolidated Statement of Changes in Equity and Condensed Balance Sheet.

SPV	Shareholder	% Holding in SPV (As on reporting date)
KRIT	Telangana State Industrial Infrastructure Corporation Limited	11.0%
Intime	Telangana State Industrial Infrastructure Corporation Limited	11.0%
Sundew	Telangana State Industrial Infrastructure Corporation Limited	11.0%

Ind AS 110 requires entities to attribute the profit or loss and each component of other comprehensive income to the owners of Mindspace REIT and to the non-controlling interests. This requirement needs to be followed even if this results in the non-controlling interests having a deficit balance.

3.25 Cash distribution to unit holders

The Group recognises a liability to make cash distributions to Unitholders when the distribution is authorised and a legal obligation has been created. As per the REIT Regulations, a distribution is authorised when it is approved by the Board of Directors of the Manager. A corresponding amount is recognised directly in other equity.

3.26 Distribution Policy

The Net Distributable Cash Flows of Mindspace REIT are based on the cash flows generated from Mindspace REIT's assets and investments.

In terms of the Distribution Policy and the REIT Regulations, not less than 90% of the NDCF of each of the Asset SPVs is required to be distributed to Mindspace REIT, in proportion of their shareholding in the Asset SPV, subject to applicable provisions of the Companies Act or the LLP Act. Presently, NDCF to be received by Mindspace REIT from the Asset SPVs may be in the form of dividends, interest income, principal loan repayment, proceeds of any capital reduction or buyback from the Asset SPVs, sale proceeds out of disposal of investments if any or assets directly held by Mindspace REIT or as specifically permitted under the Trust Deed or in such other form as may be permissible under the applicable law.

The Manager is required to and shall declare and distribute at least 90% of the NDCF of Mindspace REIT as distributions ("REIT Distributions") to the Unitholders. Such REIT Distributions shall be declared and made for every quarter of a Financial Year.



Handwritten initials or mark.

3.27 **Recent Pronouncements**

The Ministry of Corporate Affairs has notified Companies (Indian Accounting Standard) Amendment Rules 2023 dated March 31, 2023 to amend the following Ind AS which are effective from April 01, 2023:

Ind AS 1 – Presentation of Financial Statements

The amendments require companies to disclose their material accounting policies rather than their significant accounting policies. Accounting policy information, together with other information, is material when it can reasonably be expected to influence decisions of primary users of general purpose financial statements. This amendment does not have any significant impact in the financial statements.

Ind AS 12 – Income Taxes

The amendments clarify how companies account for deferred tax on transactions such as leases and decommissioning obligations. The amendments narrowed the scope of the recognition exemption in paragraphs 15 and 24 of Ind AS 12 (recognition exemption) so that it no longer applies to transactions that, on initial recognition, give rise to equal taxable and deductible temporary differences. This amendment does not have any significant impact in the financial statements.

Ind AS 8 – Accounting Policies, Changes in Accounting Estimates and Errors

The amendments will help entities to distinguish between accounting policies and accounting estimates. The definition of a change in accounting estimates has been replaced with a definition of accounting estimates. Under the new definition, accounting estimates are “monetary amounts in financial statements that are subject to measurement uncertainty”. Entities develop accounting estimates if accounting policies require items in financial statements to be measured in a way that involves measurement uncertainty. This amendment does not have any significant impact in the financial statements.

There were certain amendments to standards and interpretations which are applicable for the first time for the period ended 30 June 2023, but either the same are not relevant or do not have an impact on the consolidated financial statements of the Group.



A small, handwritten mark or signature in the bottom left corner of the page.

MINDSPACE BUSINESS PARKS REIT
RN:IN/REIT/19-20/003
Condensed Consolidated Financial Statements
Notes to Accounts
(All amounts in Rs. million unless otherwise stated)

4 Property, plant and equipment (PPE)

Reconciliation of carrying amounts for the Quarter ended 30 June 2023

Particulars	Power assets				Other assets						Total
	Right of use - Leasehold Land	Buildings	Plant and machinery	Electrical Installation	Right of use - plant and machinery	Plant and machinery	Electrical Installation	Office equipment	Computers	Furniture and fixtures	
Gross block (cost or deemed cost)											
At 1 April 2022	1	434	899	195	-	147	10	5	21	4	1,716
Additions during the period	-	-	3	0	-	12	-	1	4	6	26
Disposals/adjustments (net)*	-	(109)	(59)	-	-	1	-	-	(1)	-	(168)
At 31 March 2023	1	325	843	195	-	160	10	6	24	10	1,574
At 1 April 2023	1	325	843	195	-	160	10	6	24	10	1,574
Additions during the period	-	-	3	0	-	-	-	0	5	-	8
Disposals/adjustments (net)	-	-	-	-	-	-	-	-	-	-	-
At 30 June 2023	1	325	846	195	-	160	10	6	29	10	1,582
Accumulated depreciation											
At 1 April 2022	-	8	132	11	-	13	1	4	6	2	178
Charge for the year	-	7	76	13	-	14	4	1	8	1	124
Disposals/adjustments (net)	-	(8)	(16)	-	-	0	-	-	-	-	(24)
At 31 March 2023	-	7	192	24	-	27	5	5	14	3	278
At 1 April 2023	-	7	192	24	-	27	5	5	14	3	278
Charge for the period	-	2	18	3	-	3	1	-	3	-	30
Disposals/adjustments (net)	-	-	-	-	-	-	-	-	-	-	-
At 30 June 2023	-	9	210	27	-	30	6	5	17	3	308
Carrying amount (net)											
At 31 March 2023	1	318	651	171	-	133	5	1	10	7	1,296
At 30 June 2023	1	316	636	168	-	130	4	1	12	7	1,274

*Note 4(a): Disposal/adjustments includes disposal, if any, and reclassification of assets from Power assets (PPE) to Investment property.



5 Investment property*

Reconciliation of carrying amounts for the Quarter ended 30 June 2023

Particulars	Land (Under Development Agreement)**	Freehold Land	Right of use- Leasehold	Buildings	Infrastructure and development	Roadwork	Plant and machinery	Furniture and fixtures	Electrical installation	Total
Gross block (cost or deemed cost)										
As at 1 April 2022	2,758	67,666	27,128	92,894	4,457	72	5,648	106	1,697	202,428
Additions during the period	-	657	831	7,941	1,477	-	1,359	16	584	12,865
Disposals/adjustments (net)***	-	-	-	(1,402)	(4)	-	(73)	(3)	21	(1,461)
At 31 March 2023	2,758	68,323	27,959	99,433	5,930	72	6,934	119	2,302	213,832
As at 1 April 2023	2,758	68,323	27,959	99,433	5,930	72	6,934	119	2,302	213,832
Additions during the period	246	-	-	440	1	-	71	16	86	860
Disposals/adjustments (net)***	-	-	-	-	-	-	-	-	-	-
At 30 June 2023	3,004	68,323	27,959	99,873	5,931	72	7,005	135	2,388	214,692
Accumulated depreciation										
As at 1 April 2022	-	-	828	2,584	528	4	999	28	262	5,235
Charge for the year	-	-	508	1,673	406	4	622	19	198	3,430
Disposals/adjustments (net)***	-	-	-	(10)	(2)	-	(43)	-	78	23
At 31 March 2023	-	-	1,336	4,247	932	8	1,578	47	538	8,688
As at 1 April 2023	-	-	1,336	4,247	932	8	1,578	47	538	8,688
Charge for the period	-	-	128	437	119	1	159	6	54	904
Disposals/adjustments (net)***	-	-	-	-	-	-	-	-	-	-
At 30 June 2023	-	-	1,464	4,684	1,051	9	1,737	53	592	9,592
At 31 March 2023	2,758	68,323	26,623	95,186	4,998	64	5,356	72	1,764	205,144
At 30 June 2023	3,004	68,323	26,495	95,189	4,880	63	5,268	82	1,796	205,100

*Note 5(a):

- (i) In MBPPL - The leasehold land (admeasuring 198,997 sq mtrs. in Airoli, Navi Mumbai) has been acquired on lease by the Company from Maharashtra Industrial Development Corporation ('MIDC'). The lease is due to expire on 31 July 2064. The SPV has right to renewal of said lease for a further year of 99 years upon payment of premium as may be decided.
- (ii) In Gigaplex - The lease hold land is a part of land (admeasuring 202,300 sq. mtrs. in Airoli, Navi Mumbai) which has been acquired on lease from Maharashtra Industrial Development Corporation ('MIDC'). The lease is due to expire on 31 May 2102. The SPV has right of renewal of said lease for a period of 95 years upon payment of premium as may be decided.

**Note 5(b): During the quarter ended June 2023, Horizonview (SPV) has handed over 22% of the proportionate share of the constructed area, belonging to the landowner as per the Development Agreement, upon completion of work for such area by SPV. Against payment of such consideration in the form of the said area handed over, corresponding execution of Conveyance Deed, as agreed, of the proportionate share of the SPV in the land, is in progress.

***Note 5(c): Disposal/adjustments includes impairment of Investment property and reclassification of assets from Power assets (PPE) to Investment property

(i) Impairment of investment property is related to :

- An impairment loss of Rs 58 million related to Mindspace Pocharam building, Hyderabad transferred from Investment Property under construction to Investment Property, forming part of Group's "Real estate" segment.

- Refer note 52B

(ii) Refer note 52A



6 Investment property under construction

The breakup of investment property under construction comprises upcoming/existing buildings in various parks. The SPV wise details are as follows:

Particulars	As at	As at
	30 June 2023	31 March 2023
Intime	149	112
MBPPL*	1,393	1,129
Gigaplex #	1,059	948
Sundew	128	188
KRIT	932	728
KRC Infra**	5,680	4,522
Avacado	129	93
Horizonview	528	147
Total	9,998	7,867

* Refer Note 5(a) and 5(c)

** Note 6(a): The cost of construction and other related expenses incurred on building no. G1, which is being constructed for Gera Developments Private Limited was classified under IPUC pending the finalization of the agreement with Gera Developments Private Limited. During the previous year, the agreement was executed. Under the circumstances, in pursuance of such agreement, an amount of Rs 1,682 million which represents the cost incurred upto the date of the agreement was shifted from IPUC to Cost of Works Contract

Net of cost related to Power and Power infrastructure and design changes to investment property reimbursed by tenants.

7 Other Intangible assets

Reconciliation of carrying amounts for the Quarter ended 30 June 2023

Particulars	Trademarks
Gross block	
As at 1 April 2022	1
Additions	-
Disposals	-
At 31 March 2023	1
As at 1 April 2023	1
Additions	-
Disposals	-
At 30 June 2023	1
Accumulated amortisation	
As at 1 April 2022	0
Charge for the year	0
Disposals	-
At 31 March 2023	-
As at 1 April 2023	0
Charge for the period	0
Disposals	-
At 30 June 2023	0
Carrying amount (net)	
At 31 March 2023	1
At 30 June 2023	1

Note: Includes trademark and computer softwares (less than Rs 0.5 million)



MINDSPACE BUSINESS PARKS REIT

RN:IN/REIT/19-20/003

Condensed Consolidated Financial Statements

Notes to Accounts

(All amounts in Rs. million unless otherwise stated)

8 Non Current Investment

Particulars	As at 30 June 2023	As at 31 March 2023
Financial assets		
Investments in equity instruments		
Unquoted equity shares measured at FVTOCI		
2,000 equity shares of Stargaze Properties Private Limited, face value of Rs. 10 each fully paid-up (31 March 2023 : 2,000)	0	0
Unquoted investment in Government Securities at amortised cost		
7.61% Central Government Loan (Face value Rs 100), 25,000 units (31 March 2023: 25,000)	3	3
8.24% GOI 2027 Bond (Face value Rs 100), 25,000 units (31 March 2023: 25,000)	3	3
7.17% Central Government Loan (Face value Rs 100), 25,000 units (31 March 2023: 25,000)	2	2
7.26% Central Government Loan (Face value Rs 100), 22,000 units (31 March 2023: 22,000)	2	2
7.06% Central Government Loan (Face value Rs 100), 22,000 units (31 March 2023: 22,000)	2	2
6.67% GOI 2050 Bond (Face value Rs 100), 8,000 units (31 March 2023: 8,000)	1	1
7.72% GOI 2055 Bond (Face value Rs 100), 10,000 units (31 March 2023: 10,000)	4	1
6.99% GOI 2051 Bond (Face value Rs 100), 11,300 units , (31 March 2023: 11,300)	1	1
7.26% GOI 2029 Bond (Face value Rs 100), 18,000 units (31 March 2023: 18,000)	2	2
7.40% GOI 2055 Bond (Face value Rs 100), 28,700 units (31 March 2023: 28,700)	3	3
8.33% GOI 2036 Bond (Face value Rs 100), 21,210 units (31 March 2023: 21,210)	3	3
7.06% GOI 2046 Bond (Face value Rs 100), 12,000 units (31 March 2023: 12,000)	1	1
8.33% GOI 2036 Bond (Face value Rs 100), 1,790 units (31 March 2023: 1,790)	0	0
6.99% GOI 2051 Bond (Face Value Rs 100), 28,000 units (31 March 2023: 28,000)	3	3
6.99% GOI 2051 Bond (Face Value Rs 100), 17,700 units (31 March 2023: 17,700)	2	2
7.36% GS 2052; Bond (Face Value Rs 100), 1,200 units (31 March 2023: Nil)	0	-
6.99% GS 2051; Bond (Face Value Rs 100), 10,400 units (31 March 2023: Nil)	1	-
6.99% GS 2051; Bond (Face Value Rs 100), 1,037 units (31 March 2023: Nil)	0	-
6.99% GOI 2051; Bond (Face Value Rs 100), 14,900 units (31 March 2023: Nil)	1	-
	34	29
Investments measured at cost (gross)	-	-
Investments measured at fair value through profit or loss	-	-
Investments measured at fair value through other comprehensive income	0	0
Investments measured at amortised cost	34	29
Aggregate amount of impairment recognised	-	-
Aggregate amount of quoted investments and market value thereof	-	-
Aggregate amount of unquoted investments	34	29



Handwritten mark or signature.

MINDSPACE BUSINESS PARKS REIT
RN:IN/REIT/19-20/003
Condensed Consolidated Financial Statements
Notes to Accounts
(All amounts in Rs. million unless otherwise stated)

9 Other financial assets (Non current)

Particulars	As at 30 June 2023	As at 31 March 2023
<i>Unsecured, considered good</i>		
Fixed deposits with banks*	102	29
Unbilled revenue	1,046	1,058
Interest receivable	-	23
Finance lease receivable	772	844
Security deposits for development rights	-	60
Security deposits	518	497
Other receivables	44	15
	2,482	2,526

* Fixed deposits amounting to Rs. 43 million (31 March 2023 – 29 million) are held as lien in respect of loan availed by the SPVs and earmarked for Debenture Redemption Reserve.

10 Deferred tax assets (net)

Particulars	As at 30 June 2023	As at 31 March 2023
Deferred tax assets (net)	431	473
	431	473

11 Non-current Tax assets (net)

Particulars	As at 30 June 2023	As at 31 March 2023
Advance Tax (net of provision for tax)	815	928
	815	928

12 Other non-current assets

Particulars	As at 30 June 2023	As at 31 March 2023
<i>Unsecured, considered good</i>		
Capital advances	273	293
Balances with government authorities	107	237
Prepaid expenses	59	50
	439	580

13 Inventories (valued at lower of cost and net realisable value)

Particulars	As at 30 June 2023	As at 31 March 2023
Building materials and components	43	40
Inventory of Equipment	18	32
	61	72

14 Trade receivables

Particulars	As at 30 June 2023	As at 31 March 2023
<i>Unsecured</i>		
Considered good	675	572
Credit impaired	42	82
Less: loss allowance	(42)	(82)
	675	572



15A Cash and cash equivalents

Particulars	As at 30 June 2023	As at 31 March 2023
Cash on hand	3	3
Balances with banks		
- in current accounts*	3,193	3,176
- in escrow accounts	11	3
- in deposit accounts with original maturity of less than three months	310	880
	3,517	4,062

*Includes balance with bank of Rs 0 million as on 31 March 2023 (31 March 2022: Rs 1 million) for unpaid distributions.

15B Other bank balances

Particulars	As at 30 June 2023	As at 31 March 2023
Fixed deposits with original maturity for more than 3 months and less than twelve months*	2,707	78
Balance with banks**	241	128
	2,948	206

* Fixed deposits amounting to Rs. 97 million (31 March 2023 – 78 million) are held as lien in respect of loan availed by the SPVs and earmarked for Debenture Redemption Reserve.

** These are amounts, deposited in separate escrow accounts, earmarked for on-going Corporate Social Responsibility (CSR) projects.

16 Other financial assets (Current)

Particulars	As at 30 June 2023	As at 31 March 2023
<i>Unsecured, considered good</i>		
Interest receivable		
- on fixed deposits	8	4
- from others	29	11
Interest accrued but not due		
- on fixed deposits	2	1
- from others	1	3
Security deposit for development rights	60	-
Security deposits	167	170
Fixed deposits with banks*	1,657	322
Unbilled revenue	1,721	1,613
Finance lease receivable	309	309
Other receivables**		
- Considered good	137	102
- Credit impaired	1	1
Less: loss allowance	(1)	(1)
	4,091	2,535

* Fixed deposits amounting to Rs. 357 million (31 March 2023 – 322 million) are held as lien in respect of loan availed by the SPVs and earmarked for Debenture Redemption Reserve.

** Refer Note 48 for related party disclosure.

17 Other current assets

Particulars	As at 30 June 2023	As at 31 March 2023
<i>Unsecured, considered good</i>		
Deposit / advance for supply of goods and rendering of services	335	330
Loan to staff	0	0
Balances with government authorities	153	149
Prepaid expenses	349	107
Other receivables	5	-
	842	586



MINDSPACE BUSINESS PARKS REIT
RN:IN/REIT/19-20/003
Condensed Consolidated Financial Statements
Notes to Accounts
(All amounts in Rs. million unless otherwise stated)

18 Corpus

Corpus	
As at 1 April 2022	0
Changes during the year	-
Closing balance as at 31 March 2023	0
As at 1 April 2023	0
Changes during the period	-
Closing balance as at 30 June 2023	0

19 Unit Capital

A. Unit Capital	No.	Amount
As at 1 April 2022	593,018,182	162,839
Changes during the year	-	-
Closing balance as at 31 March 2023	593,018,182	162,839
As at 1 April 2023	593,018,182	162,839
Changes during the period	-	-
Closing balance as at 30 June 2023	593,018,182	162,839

(a) Terms/rights attached to Units and other disclosures

The Trust has only one class of Units. Each Unit represents an undivided beneficial interest in the Trust. Each holder of Units is entitled to one vote per unit. The Unitholders have the right to receive at least 90% of the Net Distributable Cash Flows of the Trust at least once in every six months in each financial year in accordance with the REIT Regulations. The Board of directors of Investment Manager approves distributions. The distribution will be in proportion to the number of Units held by the Unitholders. The Trust declares and pays distributions in Indian Rupees.

Under the provisions of the REIT Regulations, Mindspace Business Parks REIT is required to distribute to Unitholders not less than 90% of the net distributable cash flows of Mindspace Business Parks REIT for each financial year. Accordingly, a portion of the Unit Capital contains a contractual obligation of the Mindspace Business Parks REIT to pay to its Unitholders cash distributions. Hence, the Unit Capital is a compound financial instrument which contains equity and liability components in accordance with Ind AS 32 - Financial Instruments: Presentation. However, in accordance with SEBI Circulars (No. CIR/MD/DF/146/2016 dated 29 December 2016 and No. CIR/MD/DF/141/2016 dated 26 December 2016) issued under the REIT Regulations, the Unitholders' funds have been presented as "Equity" in order to comply with the requirements of Section H of Annexure A to the SEBI Circular dated 26 December 2016 dealing with the minimum presentation and disclosure requirements for key financial statements. Consistent with Unit Capital being classified as equity, the distributions to Unitholders is also presented in Statement of Changes in Unitholders' Equity when the distributions are approved by the Board of Directors of Investment Manager.

(b) Unitholders holding more than 5 percent Units in the Trust

Name of the unitholder	As at 30 June 2023		As at 31 March 2023	
	No of Units	% holding	No of Units	% holding
Platinum Illumination A 2018 Trust	54,375,000	9.17%	54,375,000	9.17%
Anbee Constructions LLP	35,404,890	5.97%	35,404,890	5.97%
Cape Trading LLP	35,404,895	5.98%	35,404,890	5.97%
Chandru Lachmandas Raheja	32,634,433	5.50%	32,634,433	5.50%
Capstan Trading LLP	41,095,719	6.93%	41,095,719	6.93%
Casa Maria Properties LLP	46,820,719	7.90%	46,820,719	7.90%
Palm Shelter Estate Development LLP.	41,095,719	6.93%	41,095,719	6.93%
Raghukool Estate Development LLP	42,004,546	7.08%	41,937,069	7.07%
K. Raheja Corp Private Limited	36,596,296	6.17%	36,596,296	6.17%

(c) The Trust has not allotted any fully paid-up units by way of bonus units nor has it bought back any class of units from the date of registration till the balance sheet date. Further, the Trust had issued an aggregate of 36,363,600 Units for cash at Rs. 275 per unit and 556,654,582 Units at a price of Rs. 275 per unit for consideration other than cash during the period of five years immediately preceding the balance sheet date

20 Other Equity*

Particulars	As at 30 June 2023	As at 31 March 2023
Reserves and Surplus		
Retained earnings	(16,989)	(15,546)
Debenture redemption reserve	400	534
	(16,589)	(15,012)

*Refer Condensed Consolidated Statement of changes in Unit holder's equity for detailed movement in other equity balances.

Retained earnings :

The cumulative gain or loss arising from the operations which is retained and is recognized and accumulated under the heading of retained earnings. At the end of the period, the profit/loss after tax is transferred from the statement of profit and loss to the retained earnings account.

Debenture redemption reserve

As per the Companies (Share Capital and Debentures) Rules, 2014 (amended), SPVs are required to create Debenture Redemption Reserve (DRR) out of profits, which is available for payment of dividend, equal to 10% of the amount of debentures issued. Accordingly, the SPVs have created DRR out of their profits in terms of the Companies (Share Capital and Debenture) Rules, 2014 (as amended) which would be utilized for redemption of debentures at the time of its maturity.



21 Borrowings

Particulars	As at 30 June 2023	As at 31 March 2023
Secured		
Terms loans		
- from banks	19,386	15,276
- from other parties	3,187	1,578
Flexi term loan	1,106	380
Debentures		
10 year G-Sec linked secured, listed, senior, taxable, non-cumulative, rated, principal protected – market linked, redeemable, non-convertible debentures (“Market Linked Debentures / MLD Series 2”) (net of issue expenses, at amortised cost) (refer Note 21 A(ii))	-	3,741
Secured, listed, senior, taxable, non-cumulative, rated, redeemable non-convertible debentures (NCD Series 2) (net of issue expenses, at amortised cost) (refer Note 21 A(iii))	-	750
Senior, Listed, Rated, Secured, Non-Cumulative, Taxable, Transferable, Redeemable Non-Convertible Debentures (Sundew NCD 1) (refer Note 21 A(iv))	-	3,986
Secured, listed, senior, taxable, non-cumulative, rated, redeemable non-convertible debentures (NCD Series 3) (net of issue expenses, at amortised cost) (refer Note 21 A(v))	4,975	4,971
Senior, listed, rated, secured, non-cumulative, taxable, transferable, redeemable, non-convertible debentures (“NCD Series 4”) (Refer note 21 A(vii))	4,971	4,969
Secured, listed, rated, secured, non-cumulative, taxable, transferable, redeemable non-convertible debentures (“MindSPACE REIT Green Bond 1”) (net of issue expenses, at amortised cost) (31 March 2022 : Nil) (refer Note 21 A(viii))	5,464	5,461
Secured, listed, rated, non-cumulative, taxable, transferable, redeemable non-convertible debentures (NCD Series 6) (net of issue expenses, at amortised cost) (31 March 2023 : NIL) (refer Note 21 A(ix))	4,961	-
Bonds - Senior, Listed, Rated, Secured, Non-Cumulative, Taxable, Transferable, Redeemable Non-Convertible Bonds (MBPPL NCB 1) (Refer note 21 A(vi))	-	4,730
	44,050	45,842

21 A Repayment terms, rate of interest and security details

21 A(i) In December 2020, MindSpace Business Parks REIT issued 2,000 secured, listed, senior, taxable, non-cumulative, rated, redeemable, non-convertible debentures (“NCD Series 1”) having face value of Rs. 10,00,000 (Rupees ten lakhs only) each, amounting to Rs. 2,000,000,000 (Rupees two thousand million only) with a coupon rate of 6.45% p.a. payable quarterly beginning from the end of first full quarter from the date of allotment i.e. 31 March 2021, with last coupon payment on the scheduled redemption date i.e. 16 December 2023. The tenure of the said NCD Series 1 is 36 months from 17 December 2020, being date of allotment. This NCD Series 1 was listed on BSE Limited on 21 December 2020.

Security terms

NCD Series 1 are secured by each of the following security in favour of the Debenture Trustee (holding for the benefit of the NCD Holders):

- First and exclusive charge registered by way of simple mortgage (including receivables arising therefrom) on the aggregate leasable area of approximately 414,599 Sq. Ft. or thereabouts in buildings no. 1 and 5 of Commerzone Yerawada (approx. 43,200 sq. ft. in building no. 1 and approx. 371,399 in building no. 5) together with the proportionate undivided right, title and interest in the notionally demarcated land admeasuring approximately 18,264 sq. mtrs on which the said two building no. 1 and 5, out of all those pieces and parcels of larger land that are situated, lying and being in Village Yerawada, Taluka Haveli, District Pune (“Mortgaged Properties”) of NCD Series 1.
- A charge on the escrow account in which receivables of the Mortgaged Properties shall be received save and except any common area maintenance charges payable to MBPPL with respect to the maintenance of the mortgaged properties.
- Corporate guarantee executed by MBPPL.

Redemption terms:

- NCD Series 1 are redeemable by way of bullet repayment at the end of 36 months from the date of allotment, i.e. 16 December 2023, and accordingly the same has been classified as current maturity of long term debt as on 30 June 2023
- Interest is payable on the last day of each financial quarter in a year (starting from 31 March, 2021) until the scheduled redemption date.
- The Coupon shall be increased by 25 bps for every notch downgrade in the rating by the Credit Rating Agency. In case rating is upgraded after any rating downgrade, the Coupon shall be decreased by 25 bps for each upgrade.
- Upon occurrence of a mandatory redemption event, the Debenture Trustee may, by issuing not less than 30 (thirty) business days’ notice to the Issuer require the Issuer to redeem in full, all the debentures then outstanding by paying an amount equal to the total mandatory redemption amount in respect of each debenture.



Handwritten signature

- 21 A(ii) In March 2021, Mindspace REIT issued 3,750 10 year G-Sec linked secured, listed, senior, taxable, non-cumulative, rated, principal protected – market linked, redeemable, non-convertible debentures (“Market Linked Debentures / MLD Series 2”) having face value of Rs. 10,00,000 (Rupees ten lakhs only) each, amounting to Rs. 3,750,000,000 (Rupees three thousand seven hundred fifty million only). The tenure of the said MLD Series 2 is 38 months from 18 March 2021, being date of allotment of the MLD Series 2 and coupon, if any shall be payable on the Scheduled Redemption Date i.e. on maturity on 17 May 2024. The coupon payoff structure is linked to condition where the payoff will be fixed on the final fixing date i.e. 16 April 2024. If identified 10 year G-Sec's last traded price as on final fixing date is greater than 25% of its last traded price as on initial fixing date i.e. 18 March 2021, the coupon rate will be 6.65% p.a. If identified 10 year G-Sec's last traded price as on final fixing date is less than or equal to 25% of its last traded price as on initial fixing date, the coupon rate will be zero percent. As per the valuers report in respect of valuation of these MLD Series 2, the probability of occurrence of such an event (last traded price of identified 10 year G-Sec on final fixing date being less than or equal to 25% of its last traded price on initial fixing date) is remote and hence the value of the option considered as zero. This MLD Series 2 was listed on BSE Limited on 22 March 2021.

Security terms

MLD Series 2 are secured by each of the following security in favour of the Debenture Trustee (holding for the benefit of the Debenture Holders):

- a) First and exclusive charge being created by way of equitable mortgage on the aggregate leasable area of approximately 13,71,442 Sq. Ft. or thereabouts in buildings no. 12A and Units of Building 12B of Madhapur, Hyderabad (approx. 12,69,140 sq. ft. in building no.12A and approx. 1,02,302 sq. ft. in building no. 12B) together with the proportionate undivided right, title and interest in the notionally demarcated land admeasuring approximately 29,842 sq. mtrs on which the said two building no.12A and 12B, out of all those pieces and parcels of larger land that are situated, lying and being in Madhapur Village, Serilingampally Mandal, Ranga Reddy District, Hyderabad (“Mortgaged Properties”), for MLD Series 2.
- b) First ranking exclusive charge created by way of a hypothecation over the Hypothecated Properties of MLD Series 2.
- c) A charge on the escrow account created, in which receivables of the Mortgaged Properties of Sundew shall be received, save and except any common area maintenance charges payable to Sundew with respect to the maintenance of the mortgaged properties.
- d) Corporate guarantee executed by Sundew.

Redemption terms:

- a) MLD Series 2 are redeemable by way of bullet payment at the end of 38 months from the date of allotment, i.e. 17 May 2024, accordingly the same has been classified as current maturities of long term borrowings as on 30 June 2023.
- b) The Coupon shall be increased by 25 bps for every notch downgrade in the rating by the Credit Rating Agency. In case rating is upgraded after any rating downgrade, the Coupon shall be decreased by 25 bps for each upgrade. The Investors shall have the right to accelerate the MLD Series 2 if the rating is downgraded to A+.
- c) Upon occurrence of a mandatory redemption event, the Debenture Trustee may, by issuing not less than 30 (thirty) business days notice to the Issuer require the Issuer to redeem in full, all the Debentures then outstanding by paying an amount equal to the total mandatory redemption amount in respect of each Debenture.

- 21 A(iii) In March 2021, Mindspace Business Parks REIT issued 750 secured, listed, senior, taxable, non-cumulative, rated, redeemable, non-convertible debentures (“NCD Series 2”) having face value of Rs. 10,00,000 (Rupees ten lakhs only) each, amounting to Rs. 750,000,000 (Rupees seven hundred fifty million only) with a coupon rate of 6.6861% p.a. payable quarterly beginning from the end of first full quarter from the date of allotment i.e. 30 June 2021, with last coupon payment on the scheduled redemption date i.e. 17 May 2024. The tenure of the said NCD Series 2 is 38 months from 18 March 2021, being date of allotment. NCD Series 2 was listed on BSE Limited on 22 March 2021.

Security terms

NCD Series 2 are secured by each of the following security in favour of the Debenture Trustee (holding for the benefit of the NCD Holders):

- a) First and exclusive charge being registered by way of simple mortgage (including receivables arising therefrom) on the aggregate leasable area of approximately 151,460 Sq. Ft. or thereabouts in building no. 4 of Commerzone Yerawada together with the proportionate undivided right, title and interest in the notionally demarcated land admeasuring approximately 9,561 sq. mtrs on which the said building, out of all those pieces and parcels of larger land that are situated, lying and being in Village Yerawada, Taluka Haveli, District Pune (“Mortgaged Properties”) of NCD Series 2.
- b) A charge on the escrow account to be created, in which receivables of the Mortgaged Properties shall be received, save and except any common area maintenance charges payable to MBPPL with respect to the maintenance of the mortgaged properties.
- c) Corporate guarantee executed by MBPPL.

Redemption terms:

- a) NCD Series 2 are redeemable by way of bullet repayment at the end of 38 months from the date of allotment, i.e. 17 May 2024, accordingly the same has been classified as current maturities of long term borrowings as on 30 June 2023.
- b) Interest is payable on the last day of each financial quarter in a year (starting from 30 June, 2021) until the scheduled redemption date.
- c) The Coupon shall be increased by 25 bps for every notch downgrade in the rating by the Credit Rating Agency. In case rating is upgraded after any rating downgrade, the Coupon shall be decreased by 25 bps for each upgrade.
- d) Upon occurrence of a mandatory redemption event, the Debenture Trustee may, by issuing not less than 30 (thirty) business days' notice to the Issuer require the Issuer to redeem in full, all the debentures then outstanding by paying an amount equal to the total mandatory redemption amount in respect of each debenture.

- 21 A(iv) In September 2021, Sundew Properties Limited issued 4,000 Senior, Listed, Rated, Secured, Non-Cumulative, Taxable, Transferable, Redeemable Non-Convertible Debentures of (“Sundew NCD 1”) having face value of Rs. 10,00,000 (Rupees ten lakhs only) each, amounting to Rs. 4,000,000,000 (Rupees four thousand million only) with a coupon rate of 6.1% p.a. payable quarterly beginning from the end of first full quarter from the date of allotment (date of allotment being 28 September 2021 and end of first full quarter being 31 December 2021), with last coupon payment on the scheduled redemption date i.e. 28 June 2024. The tenure of the said NCD is from deemed date of allotment i.e. 28 September 2021, till scheduled redemption date i.e. 28 June 2024. This NCD was listed on BSE Limited on 1 October 2021.

Security terms:

NCD 1 are secured by each of the following security in favour of the Debenture Trustee (holding for the benefit of the NCD Holders) (as further detailed in security documents):

1. First ranking exclusive security interest by way of an equitable mortgage over identified immovable properties (as identified below); First ranking sole and exclusive security interest by way of hypothecation over
 - (a) the current & future movable assets owned by the Sundew and receivables pertaining to identified immovable properties Building 20 with 709,165 square feet carpet area (save and except 11,974 square feet carpet area of cafeteria and 1,520 square feet carpet area of SEZ office), Building 12B (unit no 1301 (22,069 square feet carpet area), unit no 1302 (16,296 square feet carpet area), unit no 1401 (37,050 square feet carpet area) Part Project Mindspace Madhapur, Hyderabad Buildings
 - (b) the escrow account and the subscription account and all amounts standing to the credit of, or accrued or accruing on escrow account and the subscription account.
2. NCD are backed by guarantee provided by Mindspace REIT.



Redemption terms:

- a) NCD 1 are redeemable by way of bullet payment on 28 June 2024.
- b) Interest is payable on the last day of each financial quarter in a year (starting from 31 December, 2021) until the scheduled redemption date.
- c) The Coupon shall be increased by 25 bps for every notch downgrade in the rating by the Credit Rating Agency. In case rating is upgraded after any rating downgrade, the Coupon shall be decreased by 25 bps for each upgrade.
- d) Upon occurrence of a mandatory redemption event, the Sundew shall issue mandatory redemption notice within 2 business days and no later than 30 (thirty) Business Days from issuance of mandatory redemption notice (unless instructed otherwise by debenture trustee), redeem in full (or as the case may be, in part) all the Debentures then outstanding by paying an amount equal to the mandatory redemption amount in respect of each Debenture.

- 21 A(v) In February 2022, Mindspace Business Parks REIT issued 5,000 senior, listed, rated, secured, non-cumulative, taxable, transferable, redeemable, non-convertible debentures ("NCD Series 3") having face value of Rs. 10,00,000 (Rupees ten lakhs only) each, amounting to Rs. 5,00,00,000 (Rupees five thousand million only) with a coupon rate of 6.35% p.a. Coupon on the outstanding Nominal value of each debenture shall be applicable and computed from day to day, be prorated on an actual/ actual basis for the actual number of days in the Coupon Period and be payable in arrears on the relevant Coupon Payment date to the Debenture Holder whose name is appearing on the Register of Beneficial Owners as on the Record Date. The Issuer hereby acknowledges and agrees that there shall be no moratorium period for the payment of Coupon. The first Coupon payment Date is 31 March 2022, with last coupon payment on the scheduled redemption date i.e. 31 December 2024. The tenure of the said NCD Series 3 is 35 months from 1 February 2022, being date of allotment.

This NCD Series 3 was listed on BSE Limited on February 04, 2022

Security terms

NCD Series 3 are secured by each of the following security in favour of the Debenture Trustee (holding for the benefit of the NCD Holders):

- a) First and exclusive charge being registered by way of simple mortgage on the carpet area of approximately 5,52,974 Sq. Ft. (save and except entire 2nd floor admeasuring 11,883 Sq. Ft. carpet area in building no. 2) (the building no. 2) situated on the Mortgage land along with proportionate covered and open parking spaces, in Building 2 together with all the beneficial rights, title and interest of the Airoli West in appurtenant to Building 2 and all erections. The Building 2 is situated on a portion of the Mortgage Land admeasuring 8.04 Hectares, which portion is notified as a Special Economic Zone & first and exclusive charge being registered by way of simple mortgage on the identified units with aggregating to carpet area of approximately 4,61,527 Sq. Ft. (identified units of building no. 3) situated on the Mortgage land along with proportionate covered and open parking spaces, in Building 3 together with all the beneficial rights, title and interest of the Assets SPV in appurtenant to Building 3 and all erections ("Mortgaged Properties") of NCD Series 3 as further detailed in transaction documents

A first ranking pari passu charge by way of a simple mortgage over the Mortgaged Land as further detailed in transaction documents

- b) A charge on the escrow account to be created, in which receivables of the Mortgaged Properties shall be received, save and except any common area maintenance charges payable to GIGAPLEX with respect to the maintenance of the mortgaged properties.
- c) Corporate guarantee executed by Gigaplex.

Redemption terms:

- a) NCD Series 3 are redeemable by way of bullet repayment at the end of 35 months from the date of allotment, i.e. 31 December, 2024.
- b) Interest is payable on the last day of each financial quarter in a year (starting from 31 March, 2022) until the scheduled redemption date.
- c) The Coupon shall be increased by 25 bps for every notch downgrade in the rating by the Credit Rating Agency. In case rating is upgraded after any rating downgrade, the Coupon shall be decreased by 25 bps for each upgrade.
- d) Upon occurrence of a mandatory redemption event, the Debenture Trustee may, by issuing not less than 30 (thirty) business days' notice to the Issuer require the Issuer to redeem in full, all the debentures then outstanding by paying an amount equal to the total mandatory redemption amount in respect of each debenture.

- 21 A(vi) In June 2022, Mindspace Business Parks Private Limited issued 4,900 senior, redeemable, listed, rated, secured, transferable, rupee denominated, non-convertible bonds ("Non Convertible Bonds") having face value of Rs. 10,00,000 (Rupees ten lakhs only) each, amounting to Rs. 4,90,00,000 (Rupees four thousand nine hundred million only) with a coupon rate linked to 3 month Government of India T-Bill plus spread of 203 bps payable quarterly, with last coupon payment on the scheduled redemption date i.e. 22 June 2027. The tenure of the said non convertible bond is 60 months from deemed date of allotment i.e. 23 June 2022, till scheduled redemption date i.e. 22, June 2027.

This NCB Series 1 was listed on BSE Limited on June 24, 2022. During the period, principal and interest is paid on 30 June 2023

Security Terms:

The Non Convertible Bonds are secured by

- (i) a first ranking pari passu Security by way of a simple mortgage over the specified land (larger land admeasuring 2,02,740 square meters situated at Kalwa Industrial Area sub district Thane) and
- (ii) a first ranking exclusive Security over the identified buildings having aggregate carpet area of approximately 10,40,548.98 sq.ft. (approx. 2,67,560.75 sq. ft. in Building No. 10, approx. 2,35,961.50 sq. ft. in Building no. 11 (part), approx. 2,74,449.71 sq. ft. in Building No. 12, approx. 2,62,577.02 sq. ft. in Building No. 14), receivables and Account Assets, as specifically defined in the bond trust deed dated June 02, 2022 and as further amended from time to time ("Bond Trust Deed").
- (iii) Corporate guarantee by the REIT pursuant to the terms of the Bond Trust Deed.

Redemption terms:

Final Redemption Date is the date falling 60 months from the Deemed Date of Allotment (Principal repayment: 1% on 31 Mar 23, 2% on 31 Mar 24, 3% on 31 Mar 25, 4% on 31 Mar 26, 5% on 31 Mar 27 and Balance on Final Redemption Date). The said non convertible bonds are voluntarily redeemable by the company upon the expiry of the lock-in prescribed under the Applicable Laws as specifically defined in the Bond Trust Deed, Non convertible bond holders have a put option at the end of 54 months from Deemed Date of Allotment as specified in the Bond Trust Deed.

On and from the occurrence of a Rating Downgrade Event/ Rating upgrade Event, the Spread shall stand increased/ decreased by 0.25% per annum over and above the immediately preceding Coupon as on the date of the occurrence of such Rating Downgrade/ Upgrade Event



- 21 A(vii) In July 2022, Mindspace Business Park REIT issued 5,000 senior, listed, rated, secured, non-cumulative, taxable, transferrable, redeemable, non-convertible debentures of face value of INR 1,000,000 (Indian Rupees One Million) per Debenture for aggregate principal amount of upto INR 5,000,000,000/- (Rupees Five Thousand Million Only) with a coupon rate of 7.95% p.a. Coupon on the outstanding Nominal value of each debenture shall be applicable and computed from day to day, be prorated on an actual/ actual basis for the actual number of days in the Coupon Period and be payable in arrears on the relevant Coupon Payment date to the Debenture Holder whose name is appearing on the Register of Beneficial Owners as on the Record Date. The first Coupon payment Date is 30 Sept 2022, with last coupon payment on the scheduled redemption date i.e. 27 July 2027. The tenure of the said NCD Series 4 is 60 months.

This NCD Series 4 was listed on BSE Limited on July 29, 2022

Security terms

NCD Series 4 are secured by each of the following security in favour of the Debenture Trustee (holding for the benefit of the NCD Holders):

- First ranking sole and exclusive security interest by way of an equitable mortgage on carpet area of approximately 779,466 sq ft in building 12 D (identified units of building) of Madhapur, Hyderabad along with the common areas, usage and access rights appurtenant to the units mortgaged in Building 12D as mentioned in the trust deed, situated on a notionally demarcated land admeasuring approximately 17414.77 square metres (equivalent to 4.30 acres), forming part of a portion of land admeasuring 14.02 hectares equivalent to 34.64 acres or thereabout declared as "Special Economic Zone" land from and out of the larger piece of land bearing Survey no. 64(part), lying, being and situated at Madhapur Village, Serilingampally Mandal, Ranga Reddy District, Hyderabad.
- A charge on the escrow account to be created, in which receivables of the Mortgaged Properties shall be received, save and except any common area maintenance charges payable to Sundew with respect to the maintenance of the mortgaged properties.
- Corporate guarantee executed by Sundew Properties Limited.

Redemption terms:

- NCD Series 4 are redeemable by way of bullet repayment at the end of 60 months from the date of allotment, i.e. 27 July, 2027.
- Interest is payable on the last day of each financial quarter in a year (starting from 30 September 2022) until the scheduled redemption date.
- The Coupon shall be increased by 25 bps for every notch downgrade in the rating by the Credit Rating Agency. In case rating is upgraded after any rating downgrade, the Coupon shall be decreased by 25 bps for each upgrade.
- Upon occurrence of a mandatory redemption event, the Debenture Trustee may, by issuing not less than 30 (thirty) business days' notice to the Issuer require the Issuer to redeem in full, all the debentures then outstanding by paying an amount equal to the total mandatory redemption amount in respect of each debenture.

- 21 A(viii) On 15 March 2023, Mindspace Business Parks REIT issued 55,000 (fifty five thousand) Green Debt Securities in the form of listed, rated, secured, non-cumulative, taxable, transferable, redeemable non-convertible debentures ("Mindspace REIT Green Bond 1") having nominal value of Rs. 1,00,000 (Rupees One lakh only) each, amounting to Rs. 5,500,000,000 (Rupees Five thousand five hundred million only) with a coupon rate of 8.02% p.a. payable quarterly beginning from the end of first quarter from the date of allotment i.e. 15 March 2023, with last coupon payment on the scheduled redemption date i.e. 13 April 2026. The tenure of the said Mindspace REIT Green Bond 1 is 3 year and 30 days from 15 March 2023, being date of allotment. The date of payment of first coupon is 31 March 23. Mindspace REIT Green Bond 1 was listed on BSE Limited on 16 March 2023.

Security terms:

Mindspace REIT Green Bond 1 are secured by each of the following security in favour of the Debenture Trustee (holding for the benefit of the NCD Holders) as more particularly described in the transaction documents, summarized as follows:

- First and exclusive charge registered by way of equitable mortgage (including receivables arising therefrom) on the aggregate leasable area of approximately 1,067 million square feet or thereabouts in buildings no. 5B and 9 of Mindspace Madhapur, Hyderabad (approx. 245,977 sq. ft. in building no. 5B and approx. 821,717 building no. 9) together with the proportionate undivided right, title and interest in (i) the notionally demarcated land admeasuring approximately 7,169.90 square metres (equivalent to 1.7717 acres) on which Building 5B is situated, and (ii) the notionally demarcated land admeasuring approximately 16,871.82 square metres (equivalent to 4.17 acres) on which Building 9 is situated.
- A charge on the escrow account in which receivables of the Mortgaged Properties shall be payable to Intime Properties.
- Corporate guarantee executed by Intime Properties Limited.

Redemption terms:

- Mindspace REIT Green Bond 1 are redeemable by way of bullet repayment at the end of 3 years and 30 days from the date of allotment (date of allotment being 15 March 2023 and date of redemption being 13 April 2026).
- Interest is payable on the last day of each financial quarter in a year (starting from 31 March, 2023) until the scheduled redemption date and on the scheduled redemption date.
- The Coupon shall be increased by 25 bps for every notch downgrade in the rating by the Credit Rating Agency. In case rating is upgraded after any rating downgrade, the Coupon shall be decreased by 25 bps for each upgrade.
- Upon occurrence of a mandatory redemption event, the Debenture Trustee may, by issuing not less than 30 (thirty) business days' notice to the Issuer require the Issuer to redeem in full, all the debentures then outstanding by paying an amount equal to the total mandatory redemption amount in respect of each debenture.

- 21 A(ix) In June 2023, Mindspace Business Park REIT issued 50,000 listed, rated, secured, non-cumulative, taxable, transferrable, redeemable, non-convertible debentures of face value of INR 1,00,000 (Indian Rupees One Lakh only) per Debenture for aggregate principal amount of upto INR 5,000,000,000/- (Rupees Five Thousand Million Only) with a coupon rate of 7.75% p.a. payable quarterly. Coupon on the outstanding Nominal value of each debenture shall be applicable and computed from day to day, be prorated on an actual/ actual basis for the actual number of days in the Coupon Period and be payable in arrears on the relevant Coupon Payment date to the Debenture Holder whose name is appearing on the Register of Beneficial Owners as on the Record Date. The first Coupon payment Date is 30 June 2023, with last coupon payment on the scheduled redemption date i.e. 30 June 2026. The tenure of the said NCD Series 6 is 3 year and 29 days.

This NCD Series 6 was listed on BSE Limited on June 06, 2023.

Security terms

NCD Series 6 are secured by each of the following security in favour of the Debenture Trustee (holding for the benefit of the NCD Holders):

- first ranking sole and exclusive security interest, by way of a registered simple mortgage on identified units in buildings 6, 7 and 8 of Commerzone Yerwada adding to a cumulative carpet area of approximately 0.7msf across these 3 buildings at Commerzone Yerwada, Pune along with the common areas, usage and access rights appurtenant to the units mortgaged in Buildings 6, 7 and 8 as mentioned in the trust deed, situated on a notionally demarcated land admeasuring approximately 26,162 square metres, forming part of a portion of land larger land admeasuring 1,03,919 square metres (after deducting 21 square metres for road from total extent of 1,03,940 square metres) at Village Yerwada, Taluka Haveli, District Pune and within the limits of Pune Municipal Corporation.
- A charge on the escrow account to be created, in which receivables of the Mortgaged Properties shall be received, save and except any common area maintenance charges payable to Sundew with respect to the maintenance of the mortgaged properties.
- Corporate guarantee executed by Mindspace Business Parks Private Limited.



Redemption terms:

- a) NCD Series 6 are redeemable by way of bullet repayment at the end of 3 year and 29 days from the date of allotment i.e. 30 June 2023.
- b) Interest is payable on the last day of each financial quarter in a year (starting from 30 June 2023) until the scheduled redemption date.
- c) The Coupon shall be increased by 25 bps for every notch downgrade in the rating by the Credit Rating Agency. In case rating is upgraded after any rating downgrade, the Coupon shall be decreased by 25 bps for each upgrade.
- d) Upon occurrence of a mandatory redemption event, the Debenture Trustee may, by issuing not less than 30 (thirty) business days' notice to the Issuer require the Issuer to redeem in full, all the debentures then outstanding by paying an amount equal to the total mandatory redemption amount in respect of each debenture.

Refer Note 49 for Ratio disclosure

22 Other non-current financial liabilities

Particulars	As at 30 June 2023	As at 31 March 2023
Security deposits	3,554	3,445
Retention money payable		
- due to micro and small enterprises	15	31
- others	44	111
Capital creditors		
- Due to micro and small enterprises	-	-
- Others	15	31
Interest accrued but not due on debentures	-	535
	3,628	4,153

23 Provisions (Non current)

Particulars	As at 30 June 2023	As at 31 March 2023
Provision for employee benefits		
- gratuity	29	26
- compensated absences	14	14
Other Provision (Refer Note 42 (7)(c))	27	27
	70	67

24 Deferred tax liabilities (net)

Particulars	As at 30 June 2023	As at 31 March 2023
Deferred tax liabilities (net)	2,925	2,494
	2,925	2,494

25 Other non-current liabilities

Particulars	As at 30 June 2023	As at 31 March 2023
Unearned rent	485	482
	485	482

26 Short term borrowings

Particulars	As at 30 June 2023	As at 31 March 2023
Secured:		
Loans repayable on demand		
- overdraft from banks	2,862	1,219
Unsecured:		
- Commercial Paper (Refer note 26(i)) (31 March 2023 : Nil)	-	-
Current maturities of long-term debt		
10 year G-Sec linked secured, listed, senior, taxable, non-cumulative, rated, principal protected – market linked, redeemable, non-convertible debentures (“Market Linked Debentures / MLD Series 2”) (net of issue expenses, at amortised cost) (refer Note 21 A(ii))	3,745	-
Secured, listed, senior, taxable, non-cumulative, rated, redeemable non-convertible debentures (NCD Series 2) (net of issue expenses, at amortised cost) (refer Note 21 A(iii))	750	-
- Secured, listed, senior, taxable, non-cumulative, rated, redeemable non-convertible debentures (NCD Series 1) (net of issue expenses, at amortised cost) (31 March 2022 : 1,996 million) (Refer Note 21 A(i))	1,998	1,996
Senior, Listed, Rated, Secured, Non-Cumulative, Taxable, Transferable, Redeemable Non-Convertible Debentures (Sundew NCD 1) (refer Note 21 A(iv))	3,989	-
- Bonds - Senior, Listed, Rated, Secured, Non-Cumulative, Taxable, Transferable, Redeemable Non-Convertible Bonds (MBPPL NCB 1) (Refer note 21 B(vi))	-	98
- from banks	3,030	5,357
- from other parties	99	13
- Flexi term loan	24	10
	16,497	8,693



Handwritten initials or mark.

- 26 (i) On 20 December 2022, Mindspace Business Parks REIT issued 2,000 Commercial Papers with a face value of Rs. 5,00,000 (Rupees five lakhs only) each; at a discount of 7.2% per annum to the face value. The discounted amount raised by the REIT through MREIT CP/1 was Rs. 982,556,000 (Rupees nine hundred eighty two million five lakhs fifty six thousands only) and the value payable on maturity is Rs. 1,000,000,000 (Rupees one thousand millions only). Discount on Commercial papers is amortized over the tenor of the underlying instrument. The commercial papers were listed on BSE and matured and repaid on 20 March 2023.

27 Trade payables

Particulars	As at	
	30 June 2023	31 March 2023
Trade Payables		
- total outstanding dues of micro enterprises and small enterprises	114	133
- total outstanding dues of creditors other than micro enterprises and small enterprises *	757	576
	871	709

* Refer note 48 for related party disclosure.

28 Other current financial liabilities

Particulars	As at	
	30 June 2023	31 March 2023
Employees dues payable	31	13
Interest accrued but not due on loans from		
- banks / financial institutions	58	44
- debenture/bonds	594	3
Interest accrued and due on others	23	21
Security deposits	5,280	5,162
Retention dues payable		
- due to micro and small enterprises	236	193
- others	307	250
Unpaid Distributions	-	0
Capital creditors		
- Due to micro and small enterprises	405	380
- Others	1,773	1,560
Other liabilities*	56	70
	8,763	7,696

* Refer note 48 for related party disclosure.

29 Provisions (Current)

Particulars	As at	
	30 June 2023	31 March 2023
Provision for employee benefits		
- gratuity	4	4
- compensated absences	3	3
Provision for compensation	-	27
	7	34

30 Other current liabilities

Particulars	As at	
	30 June 2023	31 March 2023
Unearned rent	353	365
Advances received from customers	120	46
Statutory dues	352	308
Other advances	58	54
Other payable*	570	354
	1,453	1,127

*This includes Unspent Corporate Social Responsibility amount.

31 Current tax liabilities (net)

Particulars	As at	
	30 June 2023	31 March 2023
Provision for income-tax, net of advance tax	85	25
	85	25



Handwritten mark or signature at the bottom left corner.

MINDSPACE BUSINESS PARKS REIT
RN:IN/REIT/19-20/003
Condensed Consolidated Financial Statements
Notes to Accounts
(All amounts in Rs. million unless otherwise stated)

32 Revenue from operations

Particulars	For the quarter ended 30 June 2023 (Unaudited)	For the quarter ended 31 March 2023 (Unaudited)	For the quarter ended 30 June 2022 (Unaudited)	For the year ended 31 March 2023 (Audited)
Sale of services				
Facility rentals	4,367	4,171	3,785	16,047
Maintenance services	1,016	1,022	799	3,478
Sale of Equipment	30	15	81	459
Less: Cost of Equipment sold	(30)	(15)	(81)	(459)
Revenue from power supply	197	134	171	590
Revenue from works contract services (Refer Note 6(a))	276	279	-	2,277
Other operating income				
Interest income from finance lease	34	37	43	160
Sale of surplus construction material and scrap	8	24	9	83
Compensation*	-	-	-	186
	5,898	5,667	4,807	22,821

* During the year ended March 31, 2023, Avacado had received one time compensation for damages amounting to Rs. 186 Million from a tenant for termination of letter of intent.

33 Interest Income

Particulars	For the quarter ended 30 June 2023 (Unaudited)	For the quarter ended 31 March 2023 (Unaudited)	For the quarter ended 30 June 2022 (Unaudited)	For the year ended 31 March 2023 (Audited)
Interest income				
- on fixed deposits	11	8	6	33
- on electricity deposits	7	3	4	14
- on Income-tax refunds	18	13	29	96
- others	-	6	1	14
	36	30	40	157

34 Other income

Particulars	For the quarter ended 30 June 2023 (Unaudited)	For the quarter ended 31 March 2023 (Unaudited)	For the quarter ended 30 June 2022 (Unaudited)	For the year ended 31 March 2023 (Audited)
Gain on redemption of investments	11	13	3	38
Foreign exchange gain (net)	-	-	-	-
Liabilities no longer required written back	72	13	-	17
Miscellaneous income	0	0	2	8
	83	26	5	63



35 Employee benefits expense*

Particulars	For the quarter ended 30 June 2023 (Unaudited)	For the quarter ended 31 March 2023 (Unaudited)	For the quarter ended 30 June 2022 (Unaudited)	For the year ended 31 March 2023 (Audited)
Salaries and wages	69	60	58	252
Contribution to provident and other funds	5	5	4	17
Gratuity expenses	3	(2)	2	4
Compensated absences	0	(1)	1	2
Staff welfare expenses	1	3	1	10
	78	65	66	285

* Employee benefits expenses majorly refers to employee benefit expenses of facilities maintenance services.

36 Cost of facility management services

Particulars	For the quarter ended 30 June 2023 (Unaudited)	For the quarter ended 31 March 2023 (Unaudited)	For the quarter ended 30 June 2022 (Unaudited)	For the year ended 31 March 2023 (Audited)
Housekeeping services	18	19	15	69
Façade cleaning	1	1	-	3
Engineering services	33	30	26	114
Security expenses	31	31	21	105
AMC expenses	51	62	38	175
Garden maintenance	2	3	2	10
Repair and maintenance	7	32	5	52
Consumables	12	21	5	62
Electricity consumption charges	1	2	1	4
	156	201	113	594

37 Repairs and maintenance

Particulars	For the quarter ended 30 June 2023 (Unaudited)	For the quarter ended 31 March 2023 (Unaudited)	For the quarter ended 30 June 2022 (Unaudited)	For the year ended 31 March 2023 (Audited)
Repairs and maintenance:				
- building	65	120	70	293
- plant and machinery	81	81	58	282
- computers	-	-	-	1
- electrical installation	9	12	6	39
- others	16	23	18	67
	171	236	152	682



4

38 Other expenses

Particulars	For the quarter ended 30 June 2023 (Unaudited)	For the quarter ended 31 March 2023 (Unaudited)	For the quarter ended 30 June 2022 (Unaudited)	For the year ended 31 March 2023 (Audited)
Rent	4	5	1	11
Property tax	156	144	133	566
Electricity, water and diesel charges	228	150	166	641
Travelling and conveyance	3	6	2	15
Rates and taxes	5	5	4	21
Donation	0	1	2	4
Business support fees	27	18	23	86
Assets written off/ Demolished	1	8	-	187
Filing fees and stamping charges	25	18	10	55
Business promotion expenses/advertising expense	7	17	5	64
Bank Charges	1	2	1	6
Bad debts written off	1	-	-	1
Corporate Social Responsibility expenses	46	44	44	174
Revenue share	25	-	-	-
Provision for Doubtful Debts (expected credit loss allowance)	0	15	11	50
Foreign exchange loss (net)	0	-	1	1
Directors' sitting fees	0	1	0	2
Miscellaneous expenses	8	5	17	118
	537	439	420	2,002

39 Finance costs

Particulars	For the quarter ended 30 June 2023 (Unaudited)	For the quarter ended 31 March 2023 (Unaudited)	For the quarter ended 30 June 2022 (Unaudited)	For the year ended 31 March 2023 (Audited)
Interest expense				
- on borrowings from banks and financial institutions	444	486	454	1,842
- on debentures and bonds	642	496	297	1,687
- on lease liability	3	3	3	13
- on others	1	-	5	12
Unwinding of interest expenses on security deposits	79	95	96	380
Other finance charges	2	4	-	4
Less: Finance costs capitalised to investment property under construction	(105)	(107)	(136)	(507)
	1,066	977	719	3,431



40 Depreciation and amortisation

Particulars	For the quarter ended 30 June 2023 (Unaudited)	For the quarter ended 31 March 2023 (Unaudited)	For the quarter ended 30 June 2022 (Unaudited)	For the year ended 31 March 2023 (Audited)
Depreciation of property, plant and equipment	29	33	31	124
Depreciation of investment property	904	887	816	3,430
Amortisation of intangible assets	0	0	0	0
	933	920	847	3,554

41 Tax expense

Particulars	For the quarter ended 30 June 2023 (Unaudited)	For the quarter ended 31 March 2023 (Unaudited)	For the quarter ended 30 June 2022 (Unaudited)	For the year ended 31 March 2023 (Audited)
Current tax	501	481	459	1,895
Deferred tax charge	473	668	446	2,404
	974	1,149	905	4,299



MINDSPACE BUSINESS PARKS REIT
RN:IN/REIT/19-20/003
Condensed Consolidated Financial Statements
Notes to Accounts
(All amounts in Rs. million unless otherwise stated)

42 Contingent liabilities and Capital commitments

Particulars	As at	
	30 June 2023	31 March 2023
Contingent liabilities		
Claims not acknowledged as debt in respect of		
- Income-Tax matters (Refer note 1 below) excluding interest	936	936
- Service-Tax matters (Refer note 2 below)	339	367
- Customs duty matters (Refer note 3 below)	25	34
- Stamp duty	65	65
Capital commitments		
Estimated amount of contracts remaining to be executed on capital account (net of advances) and not provided for (Refer Note 4 below)	4,844	5,173

Notes:

(a) Gigaplex- An appeal has been filed for A.Y. 2010-11 before CIT(A) against the penalty order raising demand of Rs.3 million and the appeal is pending. It has paid 20% (Rs.1 million) with a request to keep the demand in abeyance. As per Income tax website, there is no demand outstanding.

(b) KRIT - Contingent liability of Rs. 933 million relate to AY 2012-13 to AY 2018-19 for which it has filed appeals before CIT(A) against orders under section 143(3) / 143(3) read with section 153A of the Act contesting the disallowance of deduction under section 80IA of the Income Tax Act 1961. KRIT is hopeful of a favourable outcome for these Assessment Years. In case of unfavourable decisions in appeal for AY 2012-13 to AY 2018-19, the tax would be payable under normal tax and hence, MAT credit currently available with KRIT will no longer be available. As a result, in addition to above contingent liability, KRIT would require to pay additional tax of Rs. 326 million w.r.t. AY 2019-20 and AY 2020-21 (These years are not under litigation) because during these years KRIT has utilised the MAT credit availed during AY 2012-13 to AY 2018-19. The disallowance of deduction under section 80IA for AYs 2012-13 to 2018-19 by the Income Tax department was based on the order for earlier AY 2011-12 wherein similar disallowance was made. KRIT had challenged the said order of AY 2011-12 before the ITAT. The Hon'ble ITAT vide its order dated 06.05.2021 allowed the appeal in favour of KRIT by quashing the disallowance made by the income-tax authority.

SPVs	As at	
	30 June 2023	31 March 2023
MBPPL	92	92
Sundew	9	1
Intime	42	57
KRIT	189	209
Avacado	8	8
	340	367

MBPPL : The SPV has received show cause and demand notices for inclusion in taxable value amounts received as reimbursement of electricity and allied charges and demand service tax there on of Rs. 92 million excluding applicable interest and penalty. SPV has filed appropriate replies to the show cause and demand notices.

Sundew : Demand for Non Payment of service tax on renting of fitouts and equipments Rs.2 Million and Demand for Interest and Penalty on account of wrong availment of credit of service tax paid on input services Rs.0 million, SPV has filed an appeals with CESTAT and matter is pending.

Intime : Demand for Non Payment of service tax on renting of fitouts and equipments Rs.21 million and Demand for Service tax on electricity and water and irregular availment of credit of service tax paid on input services Rs.21 million. SPV has filed appeals with CESTAT and the matter is pending adjudication.

KRIT : Demand for Non Payment of service tax on renting of fitouts and equipments Rs.96 million and Demand for Service tax on electricity and water and irregular availment of credit of service tax paid on input services Rs.93 million. SPV has filed appeals with CESTAT and the matter is pending adjudication.

Avacado : (a) The SPV has received an order dated 31 January 2018 pronounced by the Commissioner (Appeals), confirming the service tax demand of Rs. 7 million (excluding applicable interest and penalty thereon) on renting of immovable property services provided to tenants during the period April 2008 to March 2011. It has filed an Appeal before the Customs, Central Excise & Service Tax Appellate Tribunal. The matter is pending adjudication.

(b) For the period April 2011 to September 2011, Avacado had received a Show Cause cum Demand Notice dated 22 October 2012 alleging non-payment of service tax of Rs. 1 million (excluding applicable interest and penalty thereon) on renting of immovable property services provided to tenants. Avacado had filed its detailed reply on 24 December 2012. No further correspondence has been received in this case.

For both the above matters, Avacado had filed applications in Form SVLDRS-1 under the Sabka Vishwas (Legacy Dispute Resolution) Scheme, 2019. Avacado had received SVLDRS-3 with service tax demand in respect of above matters. Avacado had not accepted the demand and therefore the matter remains under dispute.



- 3 Customs duty demand at the time of debonding of assets from the Software Technology Parks of India scheme (STPI) for Intime Rs. 16 million and KRIT Rs. 18 million.

Future Cash outflow in respect of above, if any, is determinable only on receipt of judgement / decision pending with relevant authorities.
KRIT - Bank guarantees to Deputy Commissioner of Customs, Export Promotion Division for Rs 9 million

- 4 The SPV wise details of capital commitments are as follows:

SPVs	As at	As at
	30 June 2023	31 March 2023
MBPPL	893	891
Gigaplex	765	770
Sundew	493	438
KRC Infra	1,321	1,513
Horizonview	222	328
KRIT	920	988
Avacado	99	141
Intime	132	104
	4,845	5,173

5 **Avacado**

- a) A Suit has been filed in the year 2008 by Nusli Neville Wadia (Plaintiff) against Ivory Properties and Hotels Private Limited (Ivory) & Others which includes Avacado as one of the Defendants inter alia in respect of the land and the 'Paradigm' Industrial Park building of Avacado. The Plaintiff has prayed against Avacado and the said Ivory restraining them from carrying out further construction or any other activity on the land (on which the building Paradigm is constructed), demolition and removal of the structures on the said land, appointment of a Court Receiver in respect of the said land and Paradigm building, declaring the MOUs / Agreements entered into by Avacado with Ivory and the Plaintiff as voidable and having been avoided and rescinded by the Plaintiff and to be delivered up and cancelled, restraining from alienating, encumbering or parting with possession of structures and restraining from dealing with, creating fresh leases / licenses or renewing lease / license in respect of the said Paradigm building and from receiving or recovering any rent / license fee / compensation in respect of the said leases / licenses, depositing all the rents in the Court, etc. The Court has not granted any ad-interim relief to the Plaintiff. Avacado has filed its reply to the said Suit denying the allegations and praying that no interim relief be granted to the Plaintiff. The notice of motion for interim relief and the Suit are pending for the final hearing before the High Court.

Based on an advice obtained from an independent legal counsel, the management is confident that Avacado will be able to suitably defend and the impact, if any, on the Ind AS financial statements can be determined on disposal of the above Petition and accordingly, Ind AS Financial statements of Avacado have been prepared on a going concern basis. Further, the Plaintiff, through his advocates & solicitors, had addressed letter dated 13 February 2020 including to Mindspace REIT, the Manager, the Trustee, the Sponsors, Avacado, Mr. Ravi C. Raheja, Mr. Neel C. Raheja, Mr. Chandru L. Raheja, Ivory Properties and K Raheja Corp Pvt.Ltd., expressing his objection to the proposed Offer and any actions concerning the building Paradigm located at Mindspace Malad project. The allegations and averments made by the Plaintiff have been responded and denied by the addressees, through their advocates & solicitors. No further correspondence has been received.

- b) Pursuant to the levy of service tax on renting of immovable properties given for commercial use, retrospectively with effect from 1 June 2007 by the Finance Act, 2010, some of the lessees to whom Avacado has let out its premises, have based on a legal advice, challenged the said levy and, inter-alia, its retrospective application and withheld payment of service tax to Avacado, based on certain judicial pronouncements and stay orders granted by appropriate High Courts from time to time. Further in this regard the Hon'ble Supreme Court has passed an interim order dated 14th October, 2011 in Civil appeal nos. 8390, 8391-8393 of 2011 and in compliance of which, such lessees have deposited with appropriate authority in 3 instalments, 50% of the amount such service tax not so paid by them upto 30 September 2011 and have furnished surety for the balance 50% of the amount of service tax and which amount has also been deposited by them with the authorities. Further as per Hon'ble Supreme Court's Order dated 5th April 2018 in Civil Appeal No. (s) 4487/2010, the matter is deferred until disposal of the issues pending before the nine judges Bench in Mineral Area Development Authority and others.

In view of the above and subject to the final orders being passed by the Hon'ble Supreme Court in the aforesaid appeals, there may be a contingent liability on Avacado in respect of interest payable on account of the delayed payment of service tax, which amount would be recoverable from the respective lessees by Avacado.

6 **KRC Infra**

- a) In respect of KRC Infra's project at Village Kharadi, Pune, a special civil suit is filed by Ashok Phulchand Bhandari against Balasaheb Laxman Shivale and 29 others in respect of inter alia an undivided share admeasuring 44.15 Ares out of the land bearing S. No 65 Hissa No. 3 for declaration, specific performance, injunction and other reliefs. Neither Gera Developments Private Limited nor KRC Infrastructure and Projects Private Limited is a party to the aforementioned suit and neither of them have been joined as parties to the civil suit or Gera Developments Private Limited nor KRC Infrastructure and Projects Private Limited have filed any intervention application. There are no orders passed in the matter affecting the suit lands or the development thereof or restraining the transfer or development of the aforesaid land in any manner whatsoever. The matter is currently pending.



Handwritten mark or signature.

- b) Saraswatibai Malhari Gaikwad (deceased) ("Plaintiff") through her heir Sangita Shivaji Kate through her constituted attorney Mr. Amit Jeevan Pathare has filed special civil suit no. 2040 of 2021 ("2021 Suit") against Yashwant Punaji Pathare & 65 others ("Defendants") before the Civil Judge, Senior Division, Pune ("Court") seeking inter alia preliminary decree of partition for 1/5th undivided share of the Plaintiff in the suit lands including inter alia portion of land bearing Survey No. 65/3 on which Gera Commerzone Kharadi is situated, cancellation of sale deeds, declaration, permanent injunction and several other reliefs. KRC Infrastructure & Projects Private Limited is not a party to the 2021 Suit and further, no summons from the Court have been received by KRC Infrastructure & Projects Private Limited till date. Gera Developments Private Limited and Gera Resorts Private Limited i.e. Defendant No. 15 & 16 in the said suit have filed their written statement and an Application for rejection of plaint on the grounds mentioned therein. The matter is currently pending. Gera Developments Private Limited ("Gera Developments") and Gera Resorts Private Limited ("Gera Resorts"), two of the defendants in the matter have filed an application for rejection of plaint under Order VII Rule 11 of Code of Civil Procedure, which application was rejected by the Court by way of an order passed on May, 05, 2022. Thereafter, on June 22, 2022 Gera Developments and Gera Resorts have filed a written statement in the matter. On June 22, 2022 the Plaintiff has filed an application under section 151 of Code of Civil Procedure seeking injunction against certain Defendants from creating third party rights by way of sale, not to carry out construction or development activities. On June 27, 2022, the defendants, Gera Developments and Gera Resorts filed their reply to the temporary injunction application. An application to recall the order dated May 5, 2022 was filed by defendants 1 to 15. The matter was heard on July 16, 2022, wherein the Court rejected the application filed by the defendants 1 and 15. On August 29, 2022 KRC Infra filed an application for intervention as third party for being impleaded in the suit. The hearing was concluded on September 27, 2022 on the intervention application and the matter has been posted to October 01, 2022 for passing of an order on the Application for intervention filed by KRC Infra. On October 1, 2022 the matter was further adjourned to October 6, 2022 and further to October 7, 2022. On October 7, 2022 additional arguments were advanced on the intervention application and the matter has been posted for order on the intervention application. By an order dated November 18, 2022, the Court allowed the intervention application filed by KRC Infra and directed the Plaintiff to implead the intervener i.e. KRC Infra as Defendant No. 66 in the suit within one month of the order. On December 3, 2022 the Plaintiff filed applications for amendment of the plaint and for injunction. On December 13, 2022, KRC Infra filed its say to the application for amendment. By an order dated December 13, 2022, the Court allowed the application of the Plaintiff to amend the plaint in Exhibit 5. Further, by the said Order the Court has directed the Plaintiff to serve the amended compilation upon KRC Infra and KRC Infra to file its written statement along with its say to the application for temporary injunction filed by the Plaintiff. The matter was posted to January 5, 2023 for compliance. On January 5, 2023, Defendant no. 66 (i.e., KRC Infrastructure and Project Private Limited) has filed on record the written Statement and say to Application for Temporary Injunction along with affidavit in support of Say, and Application for production of documents along with List of documents. Thereafter, Defendant no. 1 to 14 filed two applications.

– (1) an Application seeking an adjournment to file Additional Written Statement, and, (2) an Application seeking direction from the Hon'ble Court to the Plaintiff to provide documents referred to in the amended plaint filed by the Plaintiff, to the said Defendants and the matter was posted to January 11, 2023, for arguments on behalf of the Plaintiff and the Defendant no.66 on the Application for Temporary Injunction filed at Exhibit 5. On January 11, 2023, the Plaintiff advanced oral arguments before the Court on the application for temporary injunction. Thereafter, the Court adjourned the matter and the same was posted to January 24, 2023, for arguments on behalf of Defendant no.66 on the application for temporary injunction. On January 24, 2023, Defendant No. 66 filed an application for production of documents along with a separate list of documents and filed photographs on record and the matter was adjourned to February 07, 2023 for arguments on behalf of Defendant no. 66 on the application for temporary injunction. On February 07, 2023 and February 21, 2023 the Defendant No. 66 advanced arguments before the Court on the Application for injunction. The matter was further posted to March 2, 2023 for concluding the arguments on Application for injunction by the Plaintiff. The Plaintiff concluded her arguments in reply to the arguments made by Defendant no. 66. Defendant No. 66 filed the written notes of arguments. The Plaintiff has filed copy of the Order dated January 13, 2023, thereby granting status quo to the order dated December 05, 2022, passed in RTS Appeal No. 429 of 2022 rejecting the Appeal on merits till the final disposal of the Appeal RTS/2/A/1554/2022 filed before the Hon'ble Additional Collector, Pune. Thereafter the captioned matter has been adjourned to March 15, 2023, for filing of written arguments, if any, by the Plaintiff and other Defendants. On March 15, 2023 the matter was adjourned till March 23, 2023. On March 23, 2023 Defendant Nos. 62 and 63 filed an application for amendment of the WS filed by them and the Plaintiff has filed its say to the said application. Thereafter, the Plaintiff and the Defendant Nos. 62 and 63 argued on the aforesaid application and the Hon'ble Court was pleased to allow the aforesaid amendment application. The Defendant Nos. 16, 17, 18, 19, 51, 52 and 53 filed their written notes of arguments and the Defendant No. 16 and 17 have filed their written notes of arguments. The 2021 Suit matter has been adjourned till July 10, 2023 for passing order on Application for injunction filed by the Plaintiff. Further, A notice of lis pendens dated February 1, 2022 has been registered at the office of Sub Registrar, Haveli no. 11, Pune. The matter is currently pending.

- c) Saraswati Malhari Gaikwad (deceased) through her heir ("Appellant") filed an RTS Appeal on June 2, 2022, before the Sub Divisional Officer, Haveli, Pune ("SDO") against Gera Resorts Private Limited through Mr. Nilesh Dave and Mr. Ashish Jangda ("Respondents") seeking quashing and setting aside of the order passed on May 26, 2022 by the Circle Officer, Kalas in respect of Mutation Entry No. 27115 ("Impugned Order") recording the name of Respondents on the revenue records in pursuance of the duly registered Deed of Confirmation dated March 10, 2021 executed between Gera Developments Pvt Ltd and Gera Resorts Pvt Ltd in respect of Survey No. 65 Hissa No. 3, Village Kharadi, Taluka Haveli, District Pune. The Appellant has filed an application for stay to the Impugned Order passed by the Circle Officer, Kalas. On June 17, 2022 the Sub Division Officer, Haveli granted a stay on the Impugned Order till the next date of hearing i.e. July 4, 2022. By an order dated December 05, 2022, the SDO has rejected the said RTS Appeal on merit and subject to the final order /outcome of the 2021 Suit.

7 MBPPL

- a) Pursuant to the demerger and vesting of the Commerzone Undertaking of K Raheja Corp Pvt Ltd. (KRCPL), in MBPPL, MBPPL is the owner to the extent of 88.16 % undivided right title and interest in the land bearing S. No 144, 145 Yerawada, Pune which is comprised in the said Undertaking. "Shrimant Chhatrapati Udayan Raje Bhosale ("the Plaintiff") has filed a Special Civil Suit bearing No.133 of 2009 in the Court of Civil Judge, Senior Division Pune against the erstwhile land Owner Shri Mukund Bhavan Trust (who had entrusted development rights to MBPPL) and the State of Maharashtra, claiming to be the owner of the said land. The Hon'ble Court was pleased to reject the Application for amendment of plaint filed by the Plaintiff and allow the Third Party Applications on 14.11.2016. The Plaintiff has filed two writ petitions bearing Nos. 4415/2017 and 4268/2017 in the Bombay High Court challenging the aforesaid orders passed on 14.11.2016. The matter was transferred to another Court for administrative reasons and adjourned on several occasions for compliance of the order by the Plaintiff. On 5th March 2018 the Advocate for the Plaintiff filed a purnhis on record stating that since he does not have any instructions in the matter from the Plaintiff, the Vakalatnama is being withdrawn by him and the matter was posted on 20th March 2018. On 20th March 2018 the Hon'ble Court was pleased to adjourn the matter till 22nd June 2018 since the Advocate for the Plaintiff had withdrawn the Vakalatnama and the Plaintiff was not represented by any Advocate. Writ Petition Nos. 4415/2017 and 4268/2017 filed in the Hon'ble Bombay High Court challenging the orders dated 14th November 2016 by Shrimant Chhatrapati Udayanraje Bhosale against Shri, Mukund Bhavan Trust and others came up for hearing on 28 November 2017 wherein the Advocate for the Petitioner undertook to serve the copy of the petition on the Respondent No. 2 i.e. State of Maharashtra and the Hon'ble High Court was pleased to adjourn the same till 16.01.2018, 26.02.2018, 22.06.2018. On 22.06.2018 the Advocate for the Defendant No. 1 filed a purnhis stating that the Defendant No. 1 (a) expired matter was further adjourned till 24.10.18, 26.11.18, 21.12.18, 01.02.2019, 25.03.2019 and 15.04.2019, 18.06.2019, 27.08.2019, 19.09.2019. On 19.09.2019 the matter has been stayed by the Hon'ble Court and further posted on 11.11.2019 for compliance of the order dated 14.11.2016 by the Plaintiff. The matter has been stayed under Sec 10 of Code of Civil Procedure. Next date 16.09.23 for steps. Both the Writ Petitions were posted on 21.09.18, 11.10.18, 22.10.18 and further posted on 10.06.19 for Admission. The matters came on board on 20.06.2019, 14.11.2019, 15.01.2019 and 21.02.2019. As per the CMIS Writ Petition No. 4415/2017 was last posted on 27.03.2020 and is yet not listed. As per the CMIS Writ Petition No. 4268/2017 was last posted on 27.03.2020 and thereafter on 23.07.20 for Admission and is yet not listed. In the management's view, as per legal advice, considering the matter and the facts, no provision for any loss / liability is presently required to be made.



- b) MBPPL is subject to other legal proceedings and claims, which have arisen in the ordinary course of business. MBPPL's management does not reasonably expect that these legal actions, when ultimately concluded and determined, will have a material and adverse effect on MBPPL's results of operations or financial condition.
- c) MBPPL received a communication (alleged reminder) from Pune Municipal Corporation (PMC) demanding an amount of Rs 157 million allegedly due from MBPPL based on objections by internal audit report of Pune Municipal Corporation. MBPPL, has submitted a letter denying all allegation of PMC, as MBPPL has not been served with any document referred to the said PMC letter. Subsequently MBPPL addressed one more communication stating that MBPPL would be in a position to submit their reply upon receipt of the details of amount demanded as per their reply submitted which states that if any principal outstanding is due/recoverable. MBPPL agrees to make the said payment and sought detailed clarification on the interest amount. By letter dated 20.07.2019 to MBPPL, PMC provided the copy of the audit report to MBPPL and requested MBPPL to provide its clarifications in respect of objectionable issues and furnish the challans in lieu of payment of the recoverable amount. By letter dated 17.08.2021 to the architect firm and another, PMC stated that it has not received any clarifications and provided the challans of amounts by assessing interest thereon and required submission of challan/receipt towards payment of an amount of ₹ 183.60 million recoverable against all objectionable issues. By its reply letter dated 06.09.2021 to PMC, MBPPL has again reiterated that the earlier PMC letter dated 04.02.2019 and the PMC letter dated 17.08.2021 are addressed to the wrong persons and informed PMC of the non-receipt of relevant information and documents from PMC as requested by MBPPL earlier. By letter dated 11.10.2021 to PMC, MBPPL replied stating that the impugned challans, demands and notice are illegal, null and void and ultra vires; and likewise the act of issuing the letter dated 17.08.2021 is ultra vires and without the authority of law and called upon PMC to withdraw the impugned challans and letter forthwith. By the said letter MBPPL further stated that if the challans and letter is not withdrawn and any further action is initiated in that event the letter dated 11.10.2021 may be treated as a notice under section 487 of The Maharashtra Municipal Corporations Act, 1949 and under section 159 of The Maharashtra Regional and Town Planning Act, 1966. Further, without prejudice to the contentions raised in the reply and without admitting any liability to pay the amount as per the impugned challans, MBPPL has submitted that, in order to resolve the controversy, MBPPL is willing to offer to pay in full and final settlement on all accounts of all demands raised in the said challans, a lumpsum one-time amount of ₹ 26.64 million without any liability for interest thereon or for any other payments relating to the subject and to provide an opportunity of hearing and furnishing clarifications, if required by PMC. Subsequently, by letter dated March 10, 2022, PMC informed MBPPL that it has not accepted the cheque issued by MBPPL vide its letter dated January 25, 2022 and requested MBPPL to issue demand draft for the amount as per the Challans and make the payment to PMC at the earliest.

On April 7, 2022 MBPPL submitted a reply/ letter to PMC enclosing a demand draft as desired by the PMC, for an amount of ₹ 26.64 million towards the payment as set out in MBPPL's earlier communications. Vide letter dated July 11, 2022 PMC returned MBPPL's demand draft while demanding entire demanded payment. MBPPL vide its letter dated July 22, 2022 read with MBPPL letter dated July 21, 2022 remitted the entire demanded payment of Rs 10,13,57,239/- under protest. MBPPL on July 28, 2022 also paid an amount of Rs 60,93,225/- being Challan Late Fees and recorded this payment under MBPPL letter dated August 8, 2022. MBPPL ("Petitioner") has filed writ petition on November 14, 2022 in the Bombay High Court ("Court") against Pune Municipal Corporation and others ("Respondents") inter alia, seeking to impugn and set aside the Demand Notice dated January 5, 2022 enclosing challans for certain amounts allegedly due and payable by the Petitioner ("Impugned Demand Notice") and for refund of the amount of ₹ 107.45 million paid by the Petitioner under protest to the Respondents towards the Impugned Demand Notice. The matter is currently pending for admission.

8 Intime, Sundew and KRIT

- a) In accordance with the Scheme of arrangement which was approved by Hon'ble Andhra Pradesh High Court on 23 March 2007, the Industrial Park II and III undertakings of K Raheja IT Park (Hyderabad) Limited (formerly known as K Raheja IT Park (Hyderabad) Private Limited) ("KRIT", "JV Company") have been demerged and vested in the Company with effect from the appointed date i.e. 01 September 2006. Intime and Sundew had acquired the land at Madhapur, Hyderabad as part of the demerger scheme from KRIT. The said land is in lieu of the employment opportunities to be generated by KRIT and others. The liability, if any, arising due to the obligation to create the job opportunities for the entire larger land of which the above property is a part, continues to be retained by KRIT as at 30 June 2023. During the year ended 31 March 2016, Telangana State Industrial Infrastructure Corporation Limited ("TSIIC") has returned the original Bank Guarantees to KRIT and also confirmed to the bank that TSIIC will not claim any amount from the bank under the Bank Guarantees and the bank is relieved of its obligation. Hence, no liability is recognised towards the price of the plot of land.
- b) An unconditional obligation to pay amounts due to Andhra Pradesh Industrial Infrastructure Corporation Limited ("APIIC") in respect of APIIC's claims of losses due to any difference in values pertaining to sale transactions of the project undertaken by KRIT. Losses incurred by the Government/TSIIC in its JV Company, if any, will be paid in full by K Raheja Corp Pvt Ltd and it has furnished to the JV Company in writing agreeing and admitting liability to make such payment to Government/TSIIC. The shareholding pattern of the Government/TSIIC in the JV Company and the Company will not change as a result of conversion from Private to Public, the Government / TSIIC equity of 11% will remain the same in the Company and all the demerged companies and further in future, Government / TSIIC will not be asked to infuse further cash to maintain its 11% stake.

9 Gigaplex

Regular Civil Suit had been filed before the Hon. Civil Judge (J.D) Vashi at Central Business District by an Education Society ("the Plaintiff") who is claiming rights in existing school structure, claiming its area as 500 square meters and its existence since more than 30 years, seeking an injunction not to dispossess him. Gigaplex has filed its reply opposing the Plaintiff's prayers. After hearing the parties, the Hon'ble Judge at the Vashi Court had rejected the Plaintiff's Injunction Application by Order dated 20.08.18 (Order). Thereafter the Plaintiff has filed an appeal in Thane District Court. The Plaintiff's Appeal filed in Thane District Court is still pending. It's next date is 07.08.23 for Arguments in Appellant's Applications for injunction and status quo. In management view, the estimate of liability arising out of the same is remote, no provision has been taken.

10 KRIT

A Writ petition has been filed against the Company in the High Court of Judicature of Andhra Pradesh at Hyderabad with respect to specific use of the land admeasuring 4,500 square yards, earmarked as plot 18. Pursuant to it, the Court has passed an Order for no construction activity on the said plot of land until further orders of the Court. KRIT has filed its reply and also sought expeditious hearing. The matter is pending for disposal by the High Court. Based on the facts of the case, the management does not expect any liability and is of the opinion that no provision needs to be made.



11 **Sundew**

The Office of the Land Reforms Tribunal Cum Deputy Collector & Special Grade Revenue Divisional Officer, Attapur ("Tribunal") had, by letter dated 27 August 2009, sought information from Sundew under Section 8(2) of the Andhra Pradesh Land Reforms (Ceiling on Agriculture Holdings) Act, 1973 ("APLRAC") in respect of the entire land parcel at Mindspace Madhapur. The Revenue Department of the Government of Andhra Pradesh forwarded a Memo dated 5 September 2009 for furnishing of certain information to the Government of Andhra Pradesh, including information requested by the letter dated 27 August 2009. Sundew had filed a detailed response on 30 September 2009 stating that (a) the land was originally granted by the Government of Andhra Pradesh to K Raheja IT Park Hyderabad Limited (KRIT) which was a joint venture company with Andhra Pradesh Industrial Infrastructure Corporation Limited, (b) the land was vested in Sundew by way of demerger order of the Andhra Pradesh High Court, (c) the land has been declared as an SEZ and is therefore exempt from the local laws; (d) the land was shown as a non-agricultural land in the master plan of Hyderabad and is therefore not "land" covered under the APLRAC. The Tribunal issued a final notice to Sundew in January 2012 requesting to submit a declaration for full and correct particulars of the lands held. The matter is currently pending before the Tribunal. Future cash flows in respect of above matters are determinable only on receipt of judgements/decisions pending at various forums/authorities.

43 Management and Support fees

A Management Fees*

Property Management Fee

Pursuant to the Investment Management Agreement dated 29 June 2020 as amended, the Manager is entitled to fees @ 3% of the total rent (lease and fitout, car park charges or any other compensation on account of letting out) per annum of the relevant property in respect to operations, maintenance and management of the SPVs, as applicable to be reduced to the extent of employee cost directly incurred by the SPVs. The fees has been determined to meet the ongoing costs of the Investment Manager to undertake the services provided to the SPVs.

Property Management fees for the quarter ended 30 June 2023 amounts to Rs. 114 million and for the quarter and year ended 31 March 2023 amounts to Rs 107 million and Rs 418 million respectively. There are no changes during the period in the methodology for computation of fees paid to the Manager.

Support Services Fee

Pursuant to the Investment Management Agreement dated 29 June 2020 as amended, the Manager is entitled to fees @ 0.5% of the total rent (lease and fitout, car park charges or any other compensation on account of letting out) per annum of the relevant property in respect to general administration and other support service of the SPVs, as applicable. The fees has been determined to meet the ongoing costs of the Investment Manager to undertake the services provided to the SPVs.

Support Management fees for the quarter ended 30 June 2023 amounts to Rs. 21 million and for the quarter and year ended 31 March 2023 amounts to Rs 21 million and Rs 80 million respectively. There are no changes during the period in the methodology for computation of fees paid to the Manager.

REIT Management Fees

Pursuant to the Investment Management Agreement dated 21 November 2019, Investment Manager is entitled to fees @ 0.5% of REIT Net Distributable Cash Flows which shall be payable either in cash or in Units or a combination of both, at the discretion of the Investment Manager. The fees has been determined for undertaking management of the REIT and its investments. The REIT Management fees (including GST) accrued for the quarter ended 30 June 2023 amounts to Rs. 17 million and for the quarter and year ended 31 March 2023 amounts to Rs 17 million and 67 million respectively. There are no changes during the period in the methodology for computation of fees paid to the Investment Manager.

*Refer Note-48 for related party disclosure

B Business Support Services :

REIT SPVs have entered into support services agreements with K. Raheja Corporate Services Private Limited (KRCSPL) under which KRCSPL has agreed to provide project related support activities to the REIT SPVs. The agreement has been further amended during the previous year for reduction in the quarterly fees payable with effect from 1 April, 2022.



A handwritten signature in blue ink, located in the bottom left corner of the page.

MINDSPACE BUSINESS PARKS REIT

RN:IN/REIT/19-20/003

Condensed Consolidated Financial Statements

Notes to Accounts

(All amounts in Rs. million unless otherwise stated)

44 Earnings Per Unit (EPU)

Basic EPU amounts are calculated by dividing the profit/(loss) for the period attributable to Mindspace REIT by the weighted average number of units outstanding during the period. Diluted EPU amounts are calculated by dividing the profit attributable to Mindspace REIT by the weighted average number of units outstanding during the year.

Particulars	For the quarter ended 30 June 2023 (Unaudited)	For the quarter ended 31 March 2023 (Unaudited)	For the quarter ended 30 June 2022 (Unaudited)	For the year ended 31 March 2023 (Audited)
Profit after tax before net movement in Regulatory Deferral Balances for calculating basic and diluted EPU attributable to Mindspace REIT	1,293	(264)	1,079	2,695
Profit after tax after net movement in Regulatory Deferral Balances for calculating basic and diluted EPU attributable to Mindspace REIT	1,275	(292)	1,182	2,836
Weighted average number of units	593,018,182	593,018,182	593,018,182	593,018,182
Earnings Per Unit				
Before net movement in Regulatory Deferral Balances				
- Basic (Rupees/unit)	2.18	(0.45)	1.82	4.54
- Diluted (Rupees/unit) *	2.18	(0.45)	1.82	4.54
After net movement in Regulatory Deferral Balances				
- Basic (Rupees/unit)	2.15	(0.49)	1.99	4.78
- Diluted (Rupees/unit) *	2.15	(0.49)	1.99	4.78

* Mindspace REIT does not have any outstanding dilutive units.



MINDSPACE BUSINESS PARKS REIT
RN:IN/REIT/19-20/003
Condensed Consolidated Financial Statements
Notes to Accounts
(All amounts in Rs. million unless otherwise stated)

45 Financial instruments

A The carrying value of financial instruments by categories are as below:

Financial assets	As at 30 June 2023	As at 31 March 2023
Fair value through Other Comprehensive Income ('FVTOCI')		
Investments in equity instruments	0	0
Amortised cost		
Investments - non-current	34	29
Trade receivables	675	572
Cash and cash equivalents	3,517	4,062
Other bank balances	2,948	206
Other financial assets	6,573	5,061
Total assets	13,747	9,930
Financial liabilities		
Borrowings	60,547	54,535
Lease Liabilities	131	127
Security deposits	8,834	8,607
Trade payables	871	709
Other financial liabilities (other than Security deposits)	3,557	3,242
Total liabilities	73,940	67,220

The Management considers that the carrying amount of the above financial assets and liabilities approximates to their fair value.

B. Measurement of fair values

The section explains the judgement and estimates made in determining the fair values of the financial instruments that are:

- recognised and measured at fair value
- measured at amortised cost and for which fair values are disclosed in the financial statements.

To provide an indication about the reliability of the inputs used in determining fair value, the Group has classified its financial instruments into the three levels prescribed under the accounting standard. An explanation of each level is mentioned below:

Fair value hierarchy

- Level 1 inputs are quoted prices (unadjusted) in active markets for identical assets or liabilities that the entity can access at the measurement date;
- Level 2 inputs are inputs, other than quoted prices included within Level 1, that are observable for the asset or liability, either directly or indirectly; and
- Level 3 inputs are unobservable inputs for the asset or liability.

The following table presents the fair value measurement hierarchy of assets and liabilities measured at fair value on recurring basis as at 30 June 2023.

Financial instruments

Quantitative disclosures fair value measurement hierarchy for assets as at 30 June 2023:

Particulars	Date of valuation	Total	Level 1	Level 2	Level 3
Financial assets measured at fair value:					
FVTOCI financial investments:	6/30/2023	0	-	-	0
FVTOCI financial investments:	3/31/2023	0	-	-	0

C Transfers between Level 1, Level 2 and Level 3

There were no transfers between Level 1, Level 2 or Level 3 during the period ended 30 June 2023 and year ended 31 March 2023.

D Determination of fair values

Fair values of financial assets and liabilities have been determined for measurement and/or disclosure purposes based on the following methods. When applicable, further information about the assumptions made in determining fair values is disclosed in the notes specific to that asset or liability.

- The fair value of mutual funds are based on price quotations at reporting date.
- The fair values of other current financial assets and financial liabilities are considered to be equivalent to their carrying values.
- The fair values of borrowings at fixed rates are considered to be equivalent to present value of the future contracted cashflows discounted at the current market rate.
- Security deposits accepted are measured at fair value based on the discounted cash flow method considering the discount rate determined as the average borrowing rate.



MINDSPACE BUSINESS PARKS REIT

RN:IN/REIT/19-20/003

Condensed Consolidated Financial Statements**Notes to Accounts**

(All amounts in Rs. million unless otherwise stated)

46 Segment information**Primary segment information**

The primary reportable segment is business segment.

Business Segment

The Mindspace Group is organised into the two operating divisions - 'real estate' and 'power distribution', which are determined based on the internal organisation and management structure of the Mindspace Group and its system of internal financial reporting and the nature of its risks and its returns. The Board of Directors of the manager has been identified as the chief operating decision maker (CODM). CODM evaluates the Mindspace Group's performance, allocates resources based on analysis of various performance indicators of the Group as disclosed below.

Real estate

Real estate comprises development and management of projects under Special Economic Zone (SEZ), Information Technology Parks and other commercial assets. The Group has its project/properties in Mumbai Region, Hyderabad, Pune and Chennai for development and management of commercial SEZ, IT parks and commercial assets including incidental activities.

Power distribution

The state power regulator has taken on record the SEZ developer MBPPL, Gigaplex, Sundew and KRC Infra as Deemed Distribution Licensee for Power. The approved SPVs being Deemed Distributor, supplies power to customers within the notified SEZ.

For the quarter ended 30 June 2023

Particulars	Real estate	Power distribution	Unallocable	Inter segment elimination	Total
Segment revenue	5,701	303	-	(106)	5,898
Segment result	3,424	5	(139)	-	3,290
Less: Finance cost	79	(0)	987	-	1,066
Add: Interest income / other income	72	0	47	-	119
Profit / (Loss) before exceptional items and tax	3,417	5	(1,079)	-	2,343
Less: Exceptional Items	-	-	-	-	-
Profit / (loss) before tax	3,417	5	(1,079)	-	2,343
Less: Tax	-	-	974	-	974
Profit / (Loss) after tax	3,417	5	(2,053)	-	1,369

For the quarter ended 31 March 2023

Particulars	Real estate	Power distribution	Unallocable	Inter segment elimination	Total
Segment revenue	5,533	190	-	(56)	5,667
Segment result	3,235	(26)	(108)	-	3,101
Less: Finance cost	95	(4)	886	-	977
Add: Interest income / other income	19	4	33	-	56
Profit / (Loss) before exceptional items and tax	3,159	(18)	(961)	-	2,180
Less: Exceptional Items (refer note 51A and 51B)	(1,368)	-	-	-	(1,368)
Profit / (loss) before tax	1,791	(18)	(961)	-	812
Less: Tax	-	-	1,149	-	1,149
Profit / (Loss) after tax	1,791	(18)	(2,110)	-	(337)

For the quarter ended 30 June 2022

Particulars	Real estate	Power distribution	Unallocable	Inter segment elimination	Total
Segment revenue	4,636	235	-	(64)	4,807
Segment result	2,961	29	(127)	-	2,863
Less: Finance cost	96	-	623	-	719
Add: Interest income / other income	1	-	44	-	45
Profit / (Loss) before exceptional items and tax	2,866	29	(706)	-	2,189
Less: Exceptional Items	-	-	-	-	-
Profit / (loss) before tax	2,866	29	(706)	-	2,189
Less: Tax	-	-	905	-	905
Profit / (Loss) after tax	2,866	29	(1,611)	-	1,284



For the year ended 31 March 2023

Particulars	Real estate	Power distribution	Unallocable	Inter segment elimination	Total
Segment revenue	22,231	841	-	(251)	22,821
Segment result	12,586	(53)	(570)	-	11,963
Less: Finance cost	380	(4)	3,055	-	3,431
Add: Interest income / other income	31	5	184	-	220
Profit / (Loss) before exceptional items and tax	12,237	(44)	(3,441)	-	8,752
Less: Exceptional Items (refer note 51A and 51B)	(1,368)	-	-	-	(1,368)
Profit / (loss) before tax	10,869	(44)	(3,441)	-	7,384
Tax	-	-	4,299	-	4,299
Profit / (Loss) after tax	10,869	(44)	(7,740)	-	3,085

For the quarter ended 30 June 2023

Other Information

Particulars	Real estate	Power distribution	Unallocable	Inter segment elimination	Total
Segment assets	221,411	1,866	9,766	-	233,043
Segment liabilities	12,504	1,530	64,931	-	78,965
Capital expenditure	2,999	3	-	-	3,002
Depreciation & amortisation	824	23	-	-	847

For the year ended 31 March 2023

Other Information

Particulars	Real estate	Power distribution	Unallocable	Inter segment elimination	Total
Segment assets	219,012	1,795	6,424	-	227,231
Segment liabilities	11,526	1,685	58,238	-	71,449
Capital expenditure	7,263	3	-	-	7,266
Depreciation & amortisation	3,460	94	-	-	3,554

Secondary segment information

MindSpace Group's operations are based in India and therefore the Group has only one geographical segment - India.

Segment accounting policies are in line with accounting policies of the MindSpace Group. In addition, the following specific accounting policies have been followed for segment reporting:

Segment revenue includes income directly attributable to the segment.

Revenue and expenses directly attributable to segments are reported under respective reportable segment.

Revenue and expenses which are not attributable or allocable to segments have been disclosed under 'Unallocable'.

Borrowings and finance cost of the Group which are not attributable or allocable to segments have been disclosed under 'Unallocable'.



MINDSPACE BUSINESS PARKS REIT
RN:IN/REIT/19-20/003
Condensed Consolidated Financial Statements
Notes to Accounts
(All amounts in Rs. million unless otherwise stated)

47 Non-controlling interest

Name of the entity	As at 30 June 2023		For the Quarter ended 30 June 2023	
	Net assets		Share in total comprehensive income	
	As a % of consolidated net assets	Amount	As a % of consolidated total comprehensive income	Amount
Parent				
Mindspace Business Parks REIT	94.9%	146,250	93.2%	1,275
SPVs				
Intime Properties Limited	1.1%	1,688	1.6%	22
K Raheja IT Park (Hyderabad) Limited	1.4%	2,135	1.3%	18
Sundew Properties Limited	2.6%	4,005	3.9%	53
Consolidated net assets/ Total comprehensive income	100%	154,078	100%	1,368

Name of the entity	As at 31 March 2023		For the Quarter ended 31 March 2023	
	Net assets		Share in total comprehensive income	
	As a % of consolidated net assets	Amount	As a % of consolidated total comprehensive income	Amount
Parent				
Mindspace Business Parks REIT	94.9%	147,827	86.4%	(298)
SPVs				
Intime Properties Limited	1.1%	1,688	(7.8%)	27
K Raheja IT Park (Hyderabad) Limited	1.5%	2,271	33.6%	(116)
Sundew Properties Limited	2.5%	3,996	(12.2%)	42
Consolidated net assets/ Total comprehensive income	100%	155,782	100%	(345)

Name of the entity	As at 30 June 2022		For the Quarter ended 30 June 2022	
	Net assets		Share in total comprehensive income	
	As a % of consolidated net assets	Amount	As a % of consolidated total comprehensive income	Amount
Parent				
Mindspace Business Parks REIT	94.8%	154,653	92.1%	1,182
SPVs				
Intime Properties Limited	1.1%	1,713	1.9%	25
K Raheja IT Park (Hyderabad) Limited	1.6%	2,666	1.9%	25
Sundew Properties Limited	2.5%	4,053	4.0%	52
Consolidated net assets/ Total comprehensive income	100%	163,085	100%	1,284

Name of the entity	As at 31 March 2023		For the year ended 31 March 2023	
	Net assets		Share in total comprehensive income	
	As a % of consolidated net assets	Amount	As a % of consolidated total comprehensive income	Amount
Parent				
Mindspace Business Parks REIT	94.9%	147,827	91.9%	2,830
SPVs				
Intime Properties Limited	1.1%	1,688	3.3%	103
K Raheja IT Park (Hyderabad) Limited	1.5%	2,271	(1.6%)	(49)
Sundew Properties Limited	2.5%	3,996	6.4%	196
Consolidated net assets/ Total comprehensive income	100%	155,782	100%	3,079



99

The following table summarises the financial information relating to subsidiaries which have material Non-controlling interest

(i) Intime Properties Limited

Summarised balance sheet

Particulars	As at 30 June 2023	As at 31 March 2023
Non-current assets	14,531	14,542
Current assets	1,763	1,658
Non-current liabilities	(138)	(155)
Current liabilities	(809)	(704)
Net assets	15,347	15,341
NCI holdings	11.0%	11.0%
Carrying amount of Non-controlling interests	1,688	1,688

Summarised statement of profit & loss and Cash flow

Particulars	For the quarter ended 30 June 2023 (Unaudited)	For the quarter ended 31 March 2023 (Unaudited)	For the quarter ended 30 June 2022 (Unaudited)	For the year ended 31 March 2023 (Audited)
Total comprehensive income for the period	204	241	223	932
Attributable to Non-controlling interest				
Total comprehensive income for the period	22	27	25	103
Cash flows from/ (used in) :				
Operating activities	30	30	21	112
Investing activities	13	3	32	45
Financing activities	(22)	(33)	(48)	(152)
Net increase/ (decrease) in cash and cash equivalents	21	-	5	5

(ii) K. Raheja IT Park (Hyderabad) Limited

Summarised balance sheet

Particulars	As at 30 June 2023	As at 31 March 2023
Non-current assets	22,134	22,001
Current assets	489	383
Non-current liabilities	(1,867)	(662)
Current liabilities	(1,346)	(1,075)
Net assets	19,410	20,647
NCI holdings	11.0%	11.0%
Carrying amount of Non-controlling interests	2,135	2,271

Summarised statement of profit & loss and Cash flow

Particulars	For the quarter ended 30 June 2023 (Unaudited)	For the quarter ended 31 March 2023 (Unaudited)	For the quarter ended 30 June 2022 (Unaudited)	For the year ended 31 March 2023 (Audited)
Total comprehensive income for the period	165	(1,053)	228	(449)
Attributable to Non-controlling interest				
Total comprehensive income for the period	18	(116)	25	(49)
Cash flows from:				
Operating activities	21	25	22	101
Investing activities	(27)	223	(35)	302
Financing activities	15	(254)	(13)	(429)
Net increase in cash and cash equivalents	9	(6)	(26)	(26)

(iii) Sundew Properties Limited

Summarised balance sheet

Particulars	As at 30 June 2023	As at 31 March 2023
Non-current assets	46,322	46,435
Current assets	733	405
Non-current liabilities	(4,073)	(8,555)
Current liabilities	(6,569)	(1,959)
Net assets	36,413	36,326
NCI holdings	11.0%	11.0%
Carrying amount of Non-controlling interests	4,005	3,996

Summarised statement of profit & loss and Cash flow

Particulars	For the quarter ended 30 June 2023 (Unaudited)	For the quarter ended 31 March 2023 (Unaudited)	For the quarter ended 30 June 2022 (Unaudited)	For the year ended 31 March 2023 (Audited)
Total comprehensive income for the period	483	380	478	1,778
Attributable to Non-controlling interest				
Total comprehensive income for the period	53	42	52	196
Cash flows from/ (used in) :				
Operating activities	107	114	90	417
Investing activities	(25)	54	(7)	51
Financing activities	(95)	(136)	(113)	(443)
Net increase in cash and cash equivalents	(13)	32	(30)	25
Total carrying amount of NCI	7,828	7,955	8,432	7,955



MINDSPACE BUSINESS PARKS REIT
RN:IN/REIT/19-20/003
Condensed Consolidated Financial Statements
Notes to Accounts
(All amounts in Rs. million unless otherwise stated)

48 Related party disclosures

A Parties to Mindspace REIT as at 30 June 2023 (Refer Note 1)

Sl. No.	Particulars	Name of Entities	Promoters/Partners*	Directors
1	Trustee	Axis Trustee Services Limited	Axis Bank Limited**	-
2	Manager	K Raheja Corp Investment Managers LLP***	Mr. Ravi C. Raheja Mr. Neel C. Raheja	-
3	Sponsors	Anbee Constructions LLP	Mr. Ravi C. Raheja Mr. Neel C. Raheja Mr. Chandru L. Raheja Mrs. Jyoti C. Raheja Ms. Sumati Raheja	-
4		Cape Trading LLP	Mr. Ravi C. Raheja Mr. Neel C. Raheja Mr. Chandru L. Raheja Mrs. Jyoti C. Raheja	-
5	Sponsors Group	Mr. Chandru L. Raheja	-	-
6		Mr. Ravi C. Raheja	-	-
7		Mr. Neel C. Raheja	-	-
8		Mrs. Jyoti C. Raheja	-	-
9		Ms. Sumati Raheja (w e f. 30 September 2021)	-	-
10		Capstan Trading LLP	Mr. Ravi C. Raheja Mr. Neel C. Raheja Mr. Chandru L. Raheja Mrs. Jyoti C. Raheja	-
11		Casa Maria Properties LLP	Mr. Ravi C. Raheja Mr. Neel C. Raheja Mr. Chandru L. Raheja Mrs. Jyoti C. Raheja	-
12		Raghukool Estate Development LLP	Mr. Ravi C. Raheja Mr. Neel C. Raheja Mr. Chandru L. Raheja Mrs. Jyoti C. Raheja	-
13		Palm Shelter Estate Development LLP	Mr. Ravi C. Raheja Mr. Neel C. Raheja Mr. Chandru L. Raheja Mrs. Jyoti C. Raheja	-
14	Sponsors Group	K. Raheja Corp Pvt. Ltd.	Mr. Chandru L. Raheja Jointly with Mrs. Jyoti C. Raheja Mrs. Jyoti C. Raheja Jointly with Mr. Chandru L. Raheja Mr. Ravi C. Raheja Jointly with Mr. Chandru L. Raheja Jointly with Mrs. Jyoti C. Raheja Mr. Neel C. Raheja Jointly with Mr. Chandru L. Raheja Jointly with Mrs. Jyoti C. Raheja Anbee Constructions LLP Cape Trading LLP Capstan Trading LLP Casa Maria Properties LLP Raghukool Estate Development LLP Palm Shelter Estate Development LLP Mr. Neel C. Raheja Jointly with Mr. Ramesh M. Valecha	Ravi C. Raheja Neel C. Raheja Ramesh Valecha Ramesh Ranganathan Sunil Hingorani



48

15	Sponsors Group	Ivory Property Trust	Chandru L. Raheja Jyoti C. Raheja Ivory Properties & Hotels Pvt Ltd Ravi C. Raheja Neel C. Raheja (all are trustees)	
16		Genext Hardware & Parks Pvt. Ltd.	Mr. Ravi C. Raheja Jointly with Mr. Chandru L. Raheja Jointly with Mrs. Jyoti C. Raheja Mr. Neel C. Raheja Jointly with Mr. Chandru L. Raheja Jointly with Mrs. Jyoti C. Raheja Chandru L. Raheja jointly with Jyoti C. Raheja, on behalf of the beneficiaries of Ivory Property Trust.	Ravi C. Raheja Neel C. Raheja Ramesh Valecha Ramesh Ranganthan
17	Names of SPVs/subsidiaries	1. Avacado Properties and Trading (India) Private Limited 2. Gigaplex Estate Private Limited 3. Horizonview Properties Private Limited 4. KRC Infrastructure and Projects Private Limited 5. Intime Properties Limited 6. Sundew Properties Limited 7. K. Raheja IT Park (Hyderabad) Limited 8. Mindspace Business Parks Private Limited.		
18	Governing Board and Key Managerial Personnel of the Manager (K Raheja Corp Investment Managers LLP)***	<u>Governing Board</u> Mr. Deepak Ghaisas (Independent Member) Ms. Manisha Girotra (Independent Member) Mr. Bobby Parikh (Independent Member) Mr. Alan Miyasaki Mr. Manish Kejriwal (Independent Member) Mr. Ravi C. Raheja (Non Executive Non Independent Member) Mr. Neel C. Raheja (Non Executive Non Independent Member) <u>Key Managerial Personnel</u> Mr. Vinod Rohira (Chief Executive Officer of K Raheja Corp Investment Managers LLP) Ms. Preeti Chheda (Chief Financial Officer of K Raheja Corp Investment Managers LLP)		
19	Entities controlled/jointly controlled by members of Governing Board/Key Managerial Personnel of the manager	Brookfields Agro & Development Private Limited Grange Hotels And Properties Private Limited Immense Properties Private Limited Novel Properties Private Limited Pact Real Estate Private Limited Paradigm Logistics & Distribution Private Limited Sustain Properties Private Limited Aqualine Real Estate Private Limited K Raheja Corp Real Estate Private Limited (Formerly known as "Feat Properties Private Limited") Carin Properties Private Limited Asterope Properties Private Limited Content Properties Private Limited Gencoval Strategic Services Private Limited Stemade Biotech Private Limited Hariom Infrafacilities Services Private Limited K. Raheja Corp Advisory Services (Cyprus) Private Limited Convex Properties Private Limited M/s Bobby Parikh & Associates		

* only when acting collectively

** Axis Bank Limited, being a promoter of Axis Trustee Services Limited ("Trustee"), trustee to Mindspace Business Parks REIT, also a Debenture Trustee regulated by SEBI, is considered as a related party of Mindspace REIT in line with the SEBI REIT Regulations based on recent directions from SEBI dated 12 June 2023

*** As of 30th June 2023, K Raheja Corp Investment Managers LLP (Manager) was in the process of conversion into a private company as per Rule 5 of Companies (Authorised to Register) Rules 2014. Subsequent to the quarter end, the Manager has received approval for the conversion. The Manager, therefore, stands converted into a private company i.e., K Raheja Corp Investment Managers Private Limited effective July 07, 2023.



MINDSPACE BUSINESS PARKS REIT
RN:IN/REIT/19-20/003
Condensed Consolidated Financial Statements
Notes to Accounts
(All amounts in Rs. million unless otherwise stated)

48 Related party disclosures

B. Related parties with whom the transactions have taken place during the period / year

Particulars	For the quarter ended 30 June 2023 (Unaudited)	For the quarter ended 31 March 2023 (Unaudited)	For the quarter ended 30 June 2022 (Unaudited)	For year ended 31 March 2023 (Audited)
Project Management Fees and Support Services Fee				
K Raheja Corp Investment Managers LLP	135	128	118	498
Investment Management Fees				
K Raheja Corp Investment Managers LLP	17	17	17	67
Trustee fee expenses				
Axis Trustee Services Limited	1	1	-	2
Legal & professional fees				
M/s Bobby Parikh and Associates	-	2	0	2
Rent Income				
Axis Bank Limited	35	48	37	194
Sitting Fees				
Neel C Raheja	0	0	-	0
Ravi C Raheja	0	0	0	0
Vinod N. Rohira	0	0	0	0
Preeti Chheda	0	0	0	1
Reimbursement of Expenses				
K Raheja Corp Investment Managers LLP*	0	1	5	23
Sale of Land				
K. Raheja Corp Pvt. Ltd.	-	-	-	0
Repayment of Security Deposits				
K. Raheja Corp Pvt. Ltd.	-	-	-	1
Sale of Asset				
K. Raheja Corp Pvt. Ltd.	-	-	-	0
Overdraft Drawn				
Axis Bank Limited	12,988	8,323	8,168	28,966
Overdraft Repaid				
Axis Bank Limited	14,352	7,308	9,187	28,669
Fixed Deposit Placed				
Axis Bank Limited	391	363	56	1,686
Fixed Deposit Redeemed				
Axis Bank Limited	224	250	188	1,677
Interest Income on Fixed Deposit				
Axis Bank Limited	2	4	0	12
Term Loan Repaid				
Axis Bank Limited	2,481	102	113	432
Interest Expense				
Axis Bank Limited	87	138	154	568
Bank Charges and Commission				
Axis Bank Limited	3	2	2	11

*Includes fees paid to M/s Bobby Parikh & Associates amounting to Rs. Nil for the quarter ended 30 June 2023, Nil for the quarter ended 31 March 2023, 1 million for the quarter ended 30 June 2022 and Rs. 0 million for the year ended 31 March 2023.



MINDSPACE BUSINESS PARKS REIT
RN:IN/REIT/19-20/003
Condensed Consolidated Financial Statements
Notes to Accounts
(All amounts in Rs. million unless otherwise stated)

48 Related party disclosures

B. Related parties with whom the transactions have taken place during the period / year

Particulars	For the quarter ended 30 June 2023 (Unaudited)	For the quarter ended 31 March 2023 (Unaudited)	For the quarter ended 30 June 2022 (Unaudited)	For year ended 31 March 2023 (Audited)
Distribution -				
Anbee Constructions LLP	170	170	163	669
Cape Trading LLP	170	170	163	669
Mr. Ravi C. Raheja	13	13	12	51
Mr. Neel C. Raheja	54	53	51	211
Mr. Chandru L. Raheja	157	157	150	617
Mr. Chandru L. Raheja (Trustee on behalf of Ivory Property Trust)	19	19	18	73
Mrs. Jyoti C. Raheja	72	71	69	281
Capstan Trading LLP	198	197	189	777
Casa Maria Properties LLP	225	225	216	885
Palm Shelter Estate Development LLP	198	197	189	777
Raghukool Estate Development LLP	202	201	193	793
Genext Hardware And Parks Private Limited	110	110	106	433
K Raheja Corp Private Limited	176	176	169	692
Mrs. Sumati R. Raheja	41	40	39	159
Mr. Bobby Parikh	0	0	0	1
Mr. Manish Kejriwal	1	0	0	1
Mr. Vinod Rohira	0	0	0	1
Total distribution	1,806	1,799	1,727	7,089



Q

MINDSPACE BUSINESS PARKS REIT
RN:IN/REIT/19-20/003
Condensed Consolidated Financial Statements
Notes to Accounts
(All amounts in Rs. million unless otherwise stated)

48 Related party disclosures
C. Balances as at the period end

Particulars	As on 30 June 2023	As on 31 March 2023
Other Receivable		
K Raheja Corp Investment Managers LLP	4	4
Trade Payables		
M/s Bobby Parikh and Associates	-	0
Axis Bank Limited	0	0
Sitting Fees Payable		
Neel C.Raheja	0	0
Ravi C.Raheja	0	0
Preeti Chheda	-	0
Vinod N Rohira	0	0
Other Financial Liabilities		
K Raheja Corp Investment Managers LLP	17	18
Security Deposit		
Axis Bank Limited	73	73
Co-Sponsor Initial Corpus		
Anbee Constructions LLP	0	0
Cape Trading LLP	0	0
Bank Balance (Including Escrow and Dividend Account)		
Axis Bank Limited	3,402	3,276
Overdraft Balance		
Axis Bank Limited	1,781	464
Fixed Deposit Balance		
Axis Bank Limited	385	218
Interest Receivable on Fixed Deposit		
Axis Bank Limited	2	1
Term Loan		
Axis Bank Limited	3,804	6,285
Trade Receivable		
Axis Bank Limited	60	53
Non-Fund Based Facilities		
Axis Bank Limited	326	392



Handwritten mark or signature in the bottom left corner.

MINDSPACE BUSINESS PARKS REIT
RN:IN/REIT/19-20/003
Condensed Consolidated Financial Statements
Notes to Accounts

(All amounts in Rs. million unless otherwise stated)

49 In accordance with SEBI (LISTING OBLIGATIONS AND DISCLOSURE REQUIREMENTS) REGULATIONS, 2021 and Other requirements as per SEBI circular (No. SEBI/HO/DDHS/DDHS/CIR/P/2018/71 dated 13 April 2018) for issuance of debt securities by Real Estate Investment Trusts (REITs) and Infrastructure Investment Trusts (InvITs), REIT has disclosed the following ratios:

	Ratios	Quarter ended		Year ended	
		30-Jun-23	31-Mar-23	30-Jun-22	31-Mar-23
a	Security / Asset cover (NCD Series 1) (refer note a(i))	2.56	2.56	2.50	2.56
b	Security / Asset cover (MLD Series 2) (refer note a(ii))	2.29	2.28	2.36	2.28
c	Security / Asset cover (NCD Series 2) (refer note a(iii))	2.43	2.41	2.48	2.41
d	Security / Asset cover (NCD Series 3) (refer note a(iv))	2.17	2.16	2.16	2.16
e	Security / Asset cover (Sundew 1) (refer note a(v))	2.49	2.47	2.45	2.47
f	Security / Asset cover (MBPPL 1) (refer note a(vi))	NA	2.59	2.35	2.59
g	Security / Asset cover (NCD Series 4) (refer note a(vii))	2.50	2.50	NA	2.50
h	Security / Asset cover (MindSpace REIT Green Bond I) (refer note a(viii))	2.15	2.15	NA	2.15
i	Security / Asset cover (NCD Series 6) (refer note a(ix))	2.17	NA	NA	NA
j	Debt-equity ratio (in times) (refer note b)	0.40	0.35	0.29	0.35
k	Debt service coverage ratio (in times) (refer note c)	0.59	1.64	0.68	2.28
l	Interest service coverage ratio (in times) (refer note d)	4.33	4.53	5.87	5.04
m(i)	Outstanding redeemable preference shares (quantity and value)	NA	NA	NA	NA
m(ii)	Capital redemption reserve	NA	NA	NA	NA
n	Debenture redemption reserve (Amount in Rs. millions)	400	534	170	534
o	Net worth (Amount in Rs. millions)	154,078	155,782	163,085	155,782
p(i)	Net profit after tax (Amount in Rs. millions)	1,369	(339)	1,284	3,085
p(ii)	Earnings per unit- Basic (Rupees/unit) (after net movement in Regulatory Deferral Balances)	2.15	(0.49)	1.99	4.78
q	Earnings per unit- Diluted (Rupees/unit) (after net movement in Regulatory Deferral Balances)	2.15	(0.49)	1.99	4.78
r	Current Ratio (in times) (refer note f)	0.44	0.44	0.44	0.44
s	Long term debt to working capital (in times) (refer note h)	(2.84)	(4.53)	(5.70)	(4.53)
t	Bad debts to account receivable ratio (in times) (refer note l)	0.00	0.02	0.04	0.13
u	Current liability ratio (in times) (refer note i)	0.35	0.26	0.22	0.26
v	Total debt to total assets (in times) (refer note j)	0.26	0.24	0.21	0.24
w	Debtors Turnover (in times) (refer note k)	37.84	31.70	68.65	58.37
x	Inventory Turnover*	NA	NA	NA	NA
y	Operating Margin (in %) (refer note m)	70%	69%	75%	66%
z	Net Profit Margin (in %) (refer note n)	23%	-6%	26%	13%
aa	Sector Specific equivalent ratio*	NA	NA	NA	NA

*Not Applicable (NA)



Formulae for computation of ratios are as follows basis condensed consolidated financial statements (including non-controlling interest) :-

- a(i) Security / Asset cover ratio (NCD Series 1) = Lower of Fair value of the secured assets as computed by two independent valuers / (Outstanding principal amount of NCD Series 1 + Interest accrued thereon)
- a(ii) Security / Asset cover ratio (MLD Series 2) = Fair value of the secured assets as computed by independent valuer / (Outstanding principal amount of MLD Series 2 + Interest accrued thereon)
- a(iii) Security / Asset cover ratio (NCD Series 2) = Fair value of the secured assets as computed by independent valuers / (Outstanding principal amount of NCD Series 2 + Interest accrued thereon)
- a(iv) Security / Asset cover ratio (NCD Series 3) = Fair value of the secured assets as computed by independent valuers / (Outstanding principal amount of NCD Series 3 + Interest accrued thereon)
- a(v) Security / Asset cover ratio (NCD Sundew 1) = Fair value of the secured assets as computed by independent valuers / (Outstanding principal amount of NCD Sundew 1 + Interest accrued thereon)
- a(vi) Security / Asset cover ratio (NCD MBPPL 1) = Fair value of the secured assets as computed by independent valuers / (Outstanding principal amount of NCD MBPPL 1 + Interest accrued thereon)
- a(vii) Security / Asset cover ratio (NCD Series 4) = Fair value of the secured assets as computed by independent valuers / (Outstanding principal amount of NCD Series 4 + Interest accrued thereon). (This ratio has been calculated basis valuation report)
- a(viii) Security / Asset cover ratio (Mindspace REIT Green Bond 1) = Fair value of the secured assets as computed by independent valuers / (Outstanding principal amount of Mindspace REIT Green Bond 1 + Interest accrued thereon)
- a(ix) Security / Asset cover ratio (NCD Series 6) = Fair value of the secured assets as computed by independent valuers / (Outstanding principal amount of NCD Series 6 + Interest accrued thereon)
- b(i) Total Debt = Long term borrowings (Non-current) + Short term borrowings (current) + Lease liabilities (current and non-current) + Interest accrued on debts (current and non-current)
- b(ii) Debt Equity Ratio = Total Debt/Total Equity (including non-controlling interest)
- c) Debt Service Coverage Ratio = Earnings before interest {net of capitalization}, depreciation, exceptional items and tax / (Interest expenses {net of capitalization} + Principal repayments made during the period which excludes bullet and full repayment of external borrowings)
- d) Interest Service Coverage Ratio = Earnings before interest {net of capitalization}, depreciation, exceptional items and tax / (Interest expense {net of capitalisation})
- e) Net worth = Corpus + Unit capital + Other equity (including non-controlling interest)
- f) Current ratio = Current assets/ Current liabilities
- g) Long term Debt = Long term borrowings (excluding current maturities of long term debt) + Lease liabilities (Non-current) + Interest accrued on debts (Non-current)
- h) Long term debt to working capital ratio = Long term debt (Non-current) / working capital (i.e. Current assets less current liabilities)
- i) Current liability ratio = Current liabilities/ Total liabilities including regulatory liabilities
- j) Total debt to total assets = Total debt/ Total assets including regulatory assets
- k) Debtors Turnover = Revenue from operations (Annualised)/ Average trade receivable
- l) Bad debts to account receivable ratio = Bad debts (including provision for doubtful debts) / Average trade receivable
- m) Operating margin = (Earnings before interest {net of capitalization}, depreciation, exceptional items and tax – Other income – Interest income) / Revenue from operations
- n) Net profit margin = Profit after exceptional items and tax/ Total Income



MINDSPACE BUSINESS PARKS REIT

RN:IN/REIT/19-20/003

Condensed Consolidated Financial Statements

Notes to Accounts

(All amounts in Rs. million unless otherwise stated)

- 50 The figures for the quarter ended 31 March 2023 are the derived figures between the audited figures in respect of the year ended 31 March 2023 and the published year-to-date figures upto period ended 31 December 2022, which were subject to limited review.
- 51A During the previous year, KRIT had proposed to redevelop Buildings 7 and 8 at Mindspace, Madhapur, Hyderabad as these were expected to be vacated by the tenant by March 2023. Vacation of these buildings provides the Company an opportunity to evaluate the possibility of redevelopment which would potentially increase the area of the building, help incorporating new upgraded facilities, enhance the marketability of the buildings and also offer future consolidation opportunities to existing tenants in the Park with continuity and growth. Basis the assessment by the SPV of the opportunity and concurrence from the Telangana State Industrial Infrastructure Corporation Ltd. (TSIIC) vide its letter dated March 13, 2023, the SPV proposed to redevelop the said buildings subject to the receipt of statutory approvals & clearances as may be required for the proposed redevelopment. Accordingly, the Group has charged the written down value of the said buildings, infrastructure plant and machinery as at March 31, 2023 amounting to Rs. 1.297 million to the Condensed Consolidated Statement of Profit and Loss and considered the same as an Exceptional Item for the year ended March 31, 2023.
- 51B During the previous year, An impairment loss of Rs. 72 million related to GIS substation asset at Gigaplex Airoli forming part of Group's "Real estate" segment. The impairment charge arose due to technological obsolescence of asset and therefore, impairment loss has been considered for the carrying value of the asset and considered the same as an Exceptional Item for the year ended March 31, 2023.
- 52 Intime has received show cause notice during the previous year from the Jurisdictional GST Authority for the periods beginning July 2017 to March 2020 for not considering charging of GST, on the recovery of utilities being electricity, water and DG back-up power provided to tenants, amounting to Rs. 100 million. The Management, after due consultation with the Consultant, is of the view that the charges towards electricity and DG back-up power are incurred in the capacity of a 'pure agent' as covered under Rule 33 of CGST Rules, 2017 and also such supplies are exempt as per the Exemption Notification and hence to be excluded from the value of taxable supply. The Management had filed its detailed response to the show cause notice. Based on the facts of the case and the provisions of the GST law, no provision has been made w.r.t. recovery of electricity and DG back-up power.
- 53 Previous period figures have been regrouped, as considered necessary, to conform with current period presentation.
- 54 "0" represents value less than Rs. 0.5 million.

